

**GENERAL FUELS
COMPANY**

EXCLUSIVE EXPORTER FROM THE US
www.generalfuels.com

**Jamar[®]
VALVE**

 **UNITED STATES**



**Carbon/Stainless
Thread Sealants
Add-A-Valve[®]**



**Low Pressure
Ball Valves
Lockwings**



**PVC
Lead Free
Actuation**



**Butterfly Valves
Basket Strainers
Dielectric Unions**

Product Catalog

Table of Contents

Lead Free Brass Valves		S-501G.....	49	C-402.....	93
T-100NEG.....	4	T-301G.....	50	T-412.....	94
S-100NEG.....	5	S-301G.....	51	S-412.....	95
JP-100G.....	6	T-302G.....	52	T-412 MIP.....	96
JP-100G XLC.....	7	T-621G.....	53	T-83C.....	97
JP-100G XL.....	8	T-622G.....	54	JF-100T-FL.....	98
T-100C.....	9	T-623G.....	55	JF-100S-FL.....	99
S-100C.....	10	T-624G.....	56	T-600-4B.....	100
TWV-3W-KIT-G.....	11	T-601G.....	57	S-600-4B.....	101
PRV.....	12	S-601G.....	58	Medical Gas Ball Valves	
TWV-3W-KIT-G1.....	13	T-611G.....	59	S-650-CE-4B.....	102
CPRV.....	14	S-611G.....	60	S-675-GP-4B.....	103
T-100-UEG.....	15	T-612G.....	61	S-675-DGP-4B.....	104
T-82-MG.....	16	T-641G.....	62	Oxygen Cleaning	
JF-100TG.....	17	S-641G.....	63	Oxygen Cleaning.....	105
JF-100SG.....	18	T-632G.....	64	Gas Ball Valves	
T-150G.....	19	T-632NKG.....	65	T-204DU FIP x FIP.....	107
S-150G.....	20	T-540G.....	66	T-204DU FIP x FL.....	108
JF-100TG-LH.....	21	T-653G.....	67	T-204DU MIP x FIP.....	109
JF-100SG-LH.....	22	T-654G.....	67	T-204DU MIP x FL.....	110
T-110G.....	23	Add-A-Valve		T-204 FIP x FIP.....	111
S-110G.....	24	Lead Free Add-A-Valve.....	68	T-204 FL x FL.....	112
JF-100GMxF.....	25	Add-A-Valve.....	106	T-204 FL x FIP.....	113
T-422G.....	26	Brass Ball Valves		T-204 MIP x FL.....	114
S-422G.....	27	T-100NE.....	69	T-203DU FIP x FIP.....	115
T-422G MIP.....	28	S-100NE.....	70	T-203DU FIP x FL.....	116
T-422G FIP.....	29	T-100NE-LH.....	71	T-203DU MIP x FIP.....	117
T-423G.....	30	T-100SSE.....	72	T-203DU MIP x FL.....	118
T-412G.....	31	S-100SSE.....	73	T-203 FIP x FIP.....	119
S-412G.....	32	JP-100.....	74	T-203 FL x FL.....	120
T-412G MIP.....	33	JP-100 XLC.....	75	T-203 FL x FIP.....	121
T-412G FIP.....	34	T-100FMN.....	76	T-205.....	122
T-413G.....	35	S-100FMN.....	77	LP DU.....	123
JFPG-100.....	36	T-100STN.....	78	T-2005C.....	124
C-402G.....	37	S-100STN.....	79	T-2004C.....	125
T-100HFG.....	38	T-100SSS.....	80	Lockwings	
S-100HSG.....	39	T-100-UE.....	81	175-LWN.....	126
T-83CG.....	40	S-100-DUE.....	82	175-LWIN.....	127
Lead Free Dielectric Unions		T-82-M.....	83	125-LWN.....	128
Brass Solder x Galvanized.....	41	T-100P-SS-WS.....	84	175-LWIBP.....	129
Brass FIP x Galvanized FIP.....	42	T-100FB.....	85	125-LWIBP.....	130
Lead Free Low Pressure Valves		T-84-M.....	86	175-LWBP.....	131
T-521G.....	43	JF-100T.....	87	125-LWBP.....	132
S-521G.....	44	JF-100S.....	88	125-LWUBP.....	133
T-511G.....	45	JF-100T-LH.....	89	125-LWBP-S.....	134
S-511G.....	46	JF-100S-LH.....	90	125-LWBP-SA.....	135
P-501G.....	47	JF-100TFM.....	91	175-LWIBP Commercial.....	136
T-501G.....	48	T-110.....	92		

LIT-JVC 072516

Table of Contents

175-LWBP Commercial.....	137
175-LWBP-EXT.....	138
Extended Male Tail Piece.....	138

Thread Sealant

White Stuff.....	139
Green Stuff.....	140
Heavyweight.....	141
WOG Plus.....	142
Hi-Temp.....	143

Butterfly Valves

BFV-Lug.....	145
BFV-Wafer.....	146
BFV-Lever Handle.....	147
BFV-Worm Gear Operator.....	147

Carbon Steel Ball Valves

FL-CS-100-300.....	148
FL-CS-100-150.....	149
T-CS-4000.....	150
T-CS-2002N-SS-DUE.....	151
S-CS-2002N-SS-DUE.....	152
T-CS-2001N-SS-4B.....	153
S-CS-2001N-SS-4B.....	154
T-CS-2000N-SS.....	155
T-CS-2000N-SS-VB.....	156
T-CS-1000N-SS-4B.....	157
S-CS-1000N-SS-4B.....	158
T-CS-1001N-SS.....	159

Stainless Steel Ball Valves

FL-SS-100-300.....	160
FL-SS-100-150.....	161
T-SS-2002N-DUE.....	162
S-SS-2002N-DUE.....	163
T-SS-2001N-4B.....	164
S-SS-2001N-4B.....	165
T-SS-2000N.....	166
T-SS-2000N-MF.....	167
T-SS-2000N-DH.....	168
T-SS-1000N-4B.....	169
S-SS-1000N-4B.....	170
T-SS-1000N-4B-VB.....	171
T-SS-1001N.....	172
T-SS-1001N-VB.....	173
T-SS-900N.....	174
T-SS-1000.....	175
T-SS-1000.....	175

Actuation

AE-180.....	176
AE-350.....	178
AE-700.....	180
AE-700M.....	182
AE-880.....	184
AE-880M.....	186
AE-1400 - 9700.....	188
Alpha Series Actuators.....	191
AEP.....	194
APP.....	194
ASV.....	194
ASM.....	195
T-100 Direct Mount Series.....	196
A101.....	197
A751T/L.....	198
A2020D.....	199
A1001.....	200
A1000.....	201
A2000.....	202
A3000.....	203
A9000TD.....	204
A850T/L.....	205
A-766L.....	206

Low Pressure Valves

T-511.....	207
S-511.....	208
T-550.....	209
T-501.....	210
S-501.....	211
T-301.....	212
S-301.....	213
T-401.....	214
T-611.....	215
S-611.....	216
T-621.....	217
T-622.....	218
T-632.....	219
T-632NK.....	220
T-641.....	221
S-641.....	222
T/S-703.....	223
T-701.....	224
S-701.....	225

Thermoplastics / CPVC & PVC Valves

S-605.....	226
T-711.....	227
S-711.....	228
S-700.....	229

Dielectric Unions

Brass Solder x Galvanized.....	230
Black Iron FIP x FIP.....	231
Galvanized FIP x FIP.....	232
Brass FIP x Galvanized FIP.....	233

Basket Strainers

SS-306.....	234
SS-304.....	235
SS-305.....	236
SS-410.....	237
SS-420.....	238
SS-440.....	239
SS-430.....	240
BS-323-DBS.....	241
SS-308.....	242
SS-310.....	243
SS401.....	244
SS406.....	245
SS400.....	246
SS404.....	247
SS405.....	248
SS409.....	249
SS410.....	250
Basket Strainer Parts.....	251

Valve Accessories

Memory Stop.....	252
Lift-n-Lock.....	253
Stem Extension.....	253
Slo-Ball Handle Long.....	254
Neck T-Handle.....	254

Lead Free Brass Ball Valve

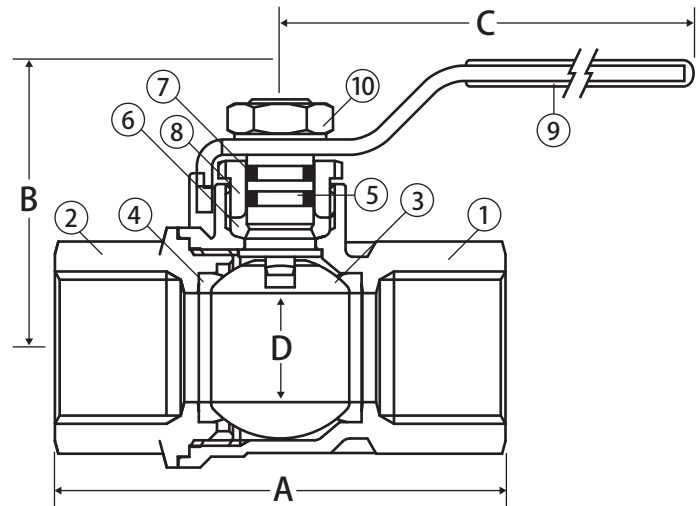


2 Piece • Full Port • Threaded Connection • 600 WOG



T-100NEG

CRN# 0C16887.5469870YTN



Features

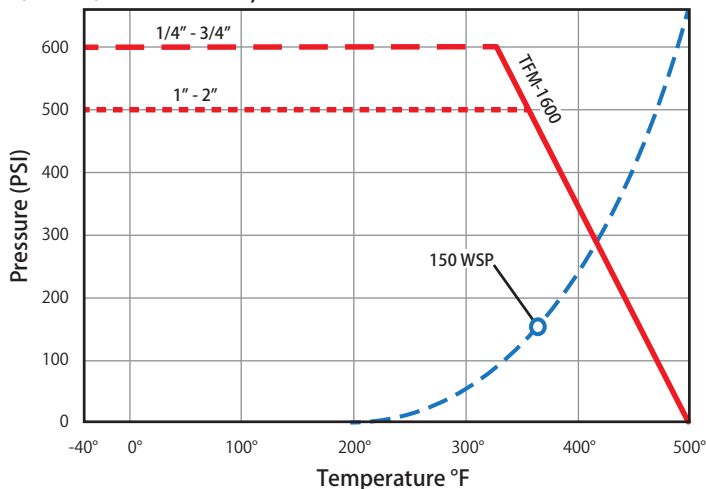
- Dezincification resistant brass alloy
- Triple sealing stem with 2 Viton® o-rings and Teflon® seal
- Blow-out proof stem
- 100% leak tested
- 100% Made in Italy
- Leakproof stem - Lifetime Warranty
- 29 in-Hg vacuum rating
- Wetted surfaces contain less than .25% lead content
- Accessories available

Approvals

- NSF 372
- NSF 61-8
- NSF 61 - Annex G
- MSS SP-110
- ANSI B1.20.1

Valve Seat Rating

1/4" - 3/4" 600 WOG, 1" - 2" 500 WOG - 150 WSP



Material Specifications

No.	Part	Materials
1	Body	Lead Free Brass - CW511L
2	End Connection	Lead Free Brass - CW511L
3	Ball	T.E.A. Coated Brass - CW510L
4	Seat (2)	Hostaflo® TFM 1600
5	Stem	Lead Free Brass - CW510L
6	Packing	Hostaflo® TFM 1600
7	Stem O-ring (2)	Viton®
8	Packing Gland	Brass - CW614N
9	Handle	Steel - Geomet® Plated
10	Handle Nut	Steel - Geomet® Plated

Dimensions

Part No.	Size	A	B	C	D	Cv
100-703NGDZ	1/2"	2.45	1.53	2.95	0.59	16.82
100-704NGDZ	3/4"	2.71	1.95	3.74	0.79	34.80
100-705NGDZ	1"	3.30	2.40	4.75	0.97	52.20
100-706NGDZ	1-1/4"	3.80	2.59	4.75	1.23	112.52
100-707NGDZ	1-1/2"	4.16	3.22	6.00	1.49	174.00
100-708NGDZ	2"	5.00	3.40	6.00	1.99	255.20

LT-JV-C 072516

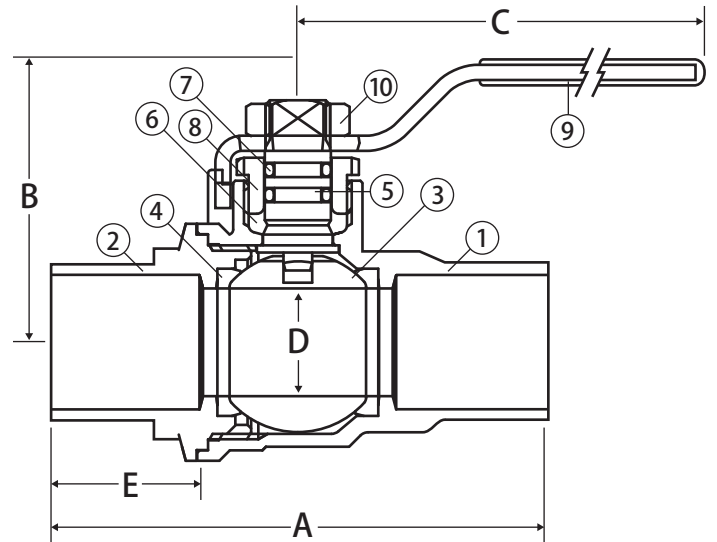
Lead Free Brass Ball Valve



2 Piece • Full Port • Solder Connection • 600 WOG



S-100NEG



Features

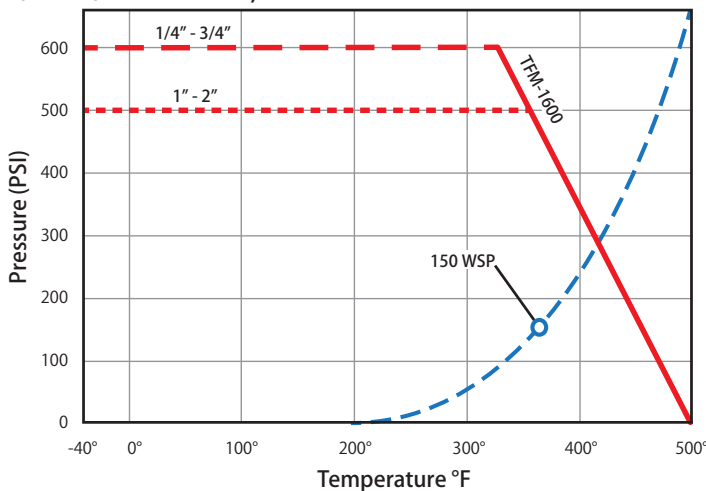
- Dezincification resistant brass alloy
- Triple sealing stem with 2 Viton® o-rings and Teflon® seal
- Blow-out proof stem
- 100% leak tested
- 100% Made in Italy
- Leakproof stem - Lifetime Warranty
- 29 in-Hg vacuum rating
- Wetted surfaces contain less than .25% lead content
- Accessories available

Approvals

- NSF 372
- NSF 61-8
- NSF 61 - Annex G
- MSS SP-110
- ASME/ANSI B16.18

Valve Seat Rating

1/4" - 3/4" 600 WOG, 1" - 2" 500 WOG - 150 WSP



Material Specifications

No.	Part	Materials
1	Body	Lead Free Brass - CW511L
2	End Connection	Lead Free Brass - CW511L
3	Ball	T.E.A. Coated Brass - CW510L
4	Seat (2)	Hostaflon® TFM 1600
5	Stem	Lead Free Brass - CW510L
6	Packing	Hostaflon® TFM 1600
7	Stem O-ring (2)	Viton®
8	Packing Gland	Brass - CW614N
9	Handle	Steel - Geomet® Plated
10	Handle Nut	Steel - Geomet® Plated

Dimensions

Part No.	Size	A	B	C	D	E	Cv
100-803NGDZ	1/2"	2.48	1.56	2.95	0.59	0.51	16.82
100-804NGDZ	3/4"	3.26	2.05	3.74	0.79	0.76	34.80
100-805NGDZ	1"	3.94	2.55	4.75	0.97	0.92	52.20
100-806NGDZ	1-1/4"	4.50	2.66	4.75	1.23	0.98	112.52
100-807NGDZ	1-1/2"	5.07	3.31	6.00	1.49	1.10	174.00
100-808NGDZ	2"	6.22	3.60	6.00	1.99	1.34	255.20

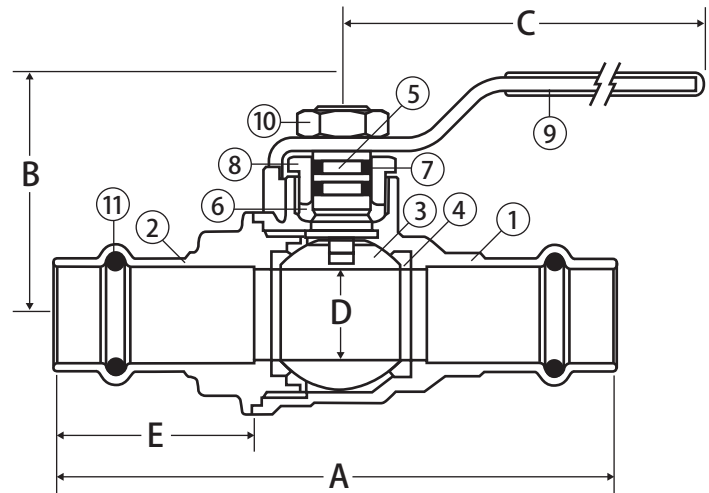
Lead Free Brass Ball Valve



2 Piece • Full Port • Press Connection • 250 WOG



JP-100G*



Features

- Dezincification resistant brass alloy
- Triple sealing stem with 2 Viton® o-rings and Teflon® seal
- Blow-out proof stem
- 100% leak tested
- 100% Made in Italy
- Leakproof stem - Lifetime Warranty
- Wetted surfaces contain less than .25% lead content
- Accessories available

Approvals

- NSF 372
- NSF 61-8
- NSF 61 - Annex G
- Conforms to IAPMO PS 117

Pressure/Temperature Rating

- 250 WOG
- Max. 250° F

Material Specifications

No.	Part	Materials
1	Body	Lead Free Brass - CW511L
2	End Connection	Lead Free Brass - CW511L
3	Ball	T.E.A. Coated Brass - CW510L
4	Seat (2)	Hostafion® TFM 1600
5	Stem	Lead Free Brass - CW510L
6	Packing	Hostafion® TFM 1600
7	Stem O-ring (2)	Viton®
8	Packing Gland	Brass - CW614N
9	Handle	Steel - Geomet® Plated
10	Handle Nut	Steel - Geomet® Plated
11	O-ring (2)	EPDM

Dimensions

Part No.	Size	A	B	C	D	E	Cv
100-203G	1/2"	3.54	1.53	2.95	0.59	1.24	16.82
100-204G	3/4"	3.84	1.95	3.74	0.79	1.28	34.80
100-205G	1"	4.31	2.40	4.75	0.97	1.38	52.20
100-206G	1-1/4"	4.80	2.59	4.75	1.23	1.30	112.52
100-207G	1-1/2"	5.61	3.22	6.00	1.49	1.50	174.00
100-208G	2"	7.16	3.40	6.00	1.99	2.01	255.20

LT-JV-C 072516

*Previously listed as JP-100G PxP

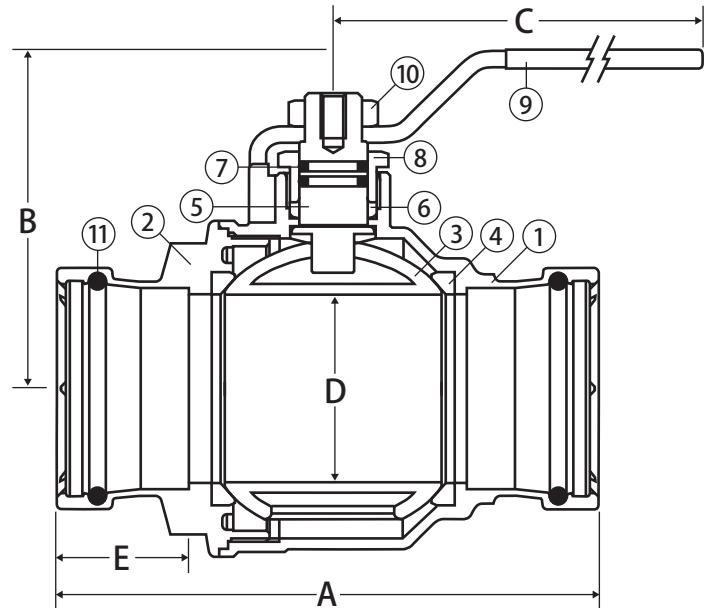
Lead Free Brass Ball Valve



2 Piece • Full Port • Press XLC Connection • 200 WOG



JP-100G XLC*



Features

- Dezincification resistant brass alloy
- Triple sealing stem with 2 Viton® o-rings and Teflon® seal
- Blow-out proof stem
- 100% leak tested
- 100% Made in Italy
- Leakproof stem - Lifetime Warranty
- Wetted surfaces contain less than .25% lead content
- Accessories available

Approvals

- Conforms to IAPMO PS 117

Pressure/Temperature Rating

- 200 WOG
- Max. 250°F

Material Specifications

No.	Part	Materials
1	Body	Lead Free Brass - CW511L
2	End Connection	Lead Free Brass - CW511L
3	Ball	Chrome Plated Brass - CW510L
4	Seat (2)	Hostaflon® TFM 1600
5	Stem	Lead Free Brass - CW510L
6	Packing	Hostaflon® TFM 1600
7	Stem O-ring (2)	Viton®
8	Packing Gland	Brass - CW614N
9	Handle	Steel - Geomet® Plated
10	Handle Nut	Brass - CW614N
11	O-ring (2)	EPDM
12	O-ring (2)*	EPDM

*On 3" & 4" only

Dimensions

Part No.	Size	A	B	C	D	E	Cv
100-209XLCG	2-1/2"	7.13	4.72	8.00	2.46	1.75	350.32
100-210XLCG	3"	8.49	5.31	8.00	2.99	1.92	563.76
100-211XLCG	4"	10.79	5.90	9.88	4.00	2.22	879.28

*Previously listed as JP-100PG XLC

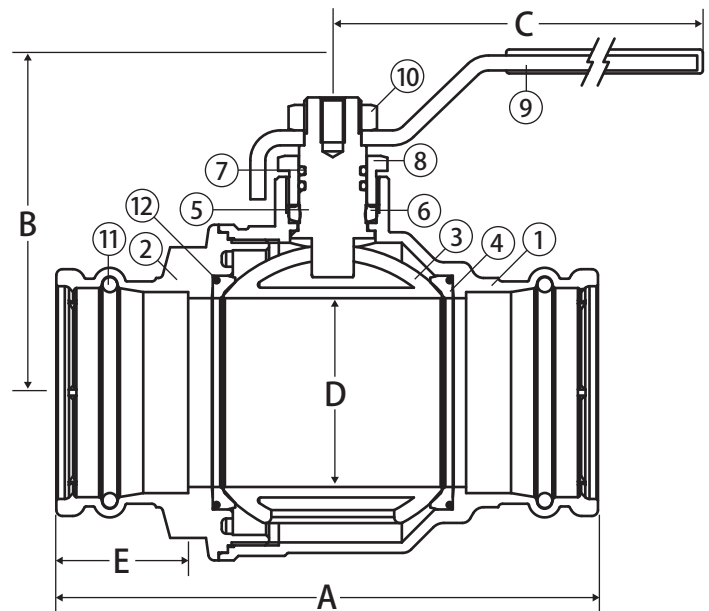
Lead Free Brass Ball Valve



2 Piece • Full Port • Press XL Connection • 200 WOG



JP-100G XL



Features

- Dezincification resistant brass alloy
- Triple sealing stem with 2 Viton® o-rings and Teflon® seal
- Blow-out proof stem
- 100% leak tested
- 100% Made in Italy
- Leakproof stem - Lifetime Warranty
- Wetted surfaces contain less than .25% lead content
- Accessories available

Pressure/Temperature Rating

- 200 WOG
- Max. 250° F

Material Specifications

No.	Part	Materials
1	Body	Lead Free Brass - CW511L
2	End Connection	Lead Free Brass - CW511L
3	Ball	Chrome Plated Brass - CW510L
4	Seat (2)	Hostaflon® TFM 1600
5	Stem	Lead Free Brass - CW510L
6	Packing	Hostaflon® TFM 1600
7	Stem O-ring (2)	Viton®
8	Packing Gland	Brass - CW614N
9	Handle	Steel - Geomet® Plated
10	Handle Nut	Steel - Geomet® Plated
11	O-ring (2)	EPDM
12	O-ring (2)*	EPDM

*On 3" & 4" only

Dimensions

Part No.	Size	A	B	C	D	E	Cv
100-209G	2-1/2"	7.13	4.72	7.87	2.46	1.73	350.32
100-210G	3"	8.46	5.13	7.87	2.99	1.93	563.76
100-211G	4"	10.1	5.91	9.89	4.00	2.22	879.28

LT-JV-C 072516

Lead Free Brass Ball Valve



2 Piece • Full Port • Threaded Connection • 600 WOG



T-100C

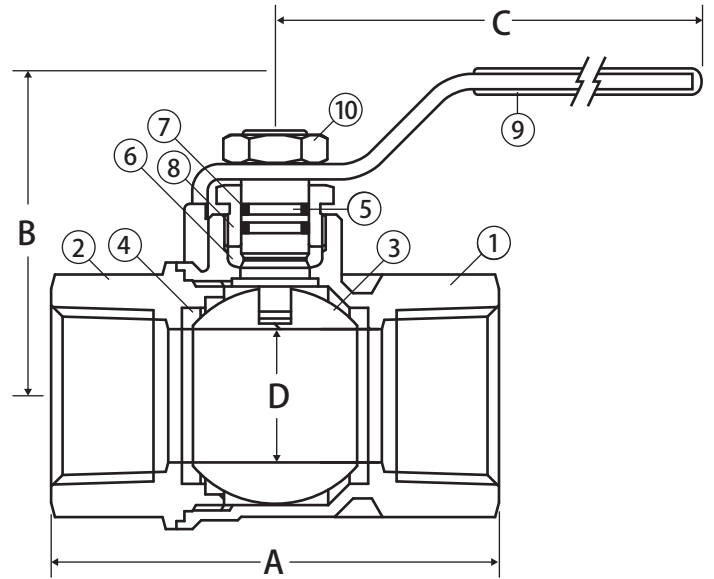
CRN# 0C16887.5469870YTN

Features

- Compact design
- Triple sealing stem with 2 Viton® o-rings and Teflon® seal
- Blow-out proof stem
- 100% leak tested
- 100% Made in Italy
- Leakproof stem - Lifetime Warranty
- 29 in-Hg vacuum rating
- Wetted surfaces contain less than .25% lead content
- Accessories available

Approvals

- UL Listed (1/2" - 2")
 - VQGU - Trim & drain (US only)
 - MHKZ - Manual valves
 - YQNZ - Compressed gas shut-off valves
 - YRBX - Flammable liquid shut-off valves
 - YRPV - Gas shut-off valves
 - YSDT - LP gas shut-off valves
 - SFJQ - Valves, refrigerant
- NSF 372
- NSF 61-8
- NSF 61 - Annex G
- CSA Certified
 - ANSI Z21.15 (.5 PSIG)
 - ASME B16.44 (5 PSIG)
 - CGA CR91 (5 PSIG)
- FM Approval
- MSS SP-110
- ANSI B1.20.1



Material Specifications

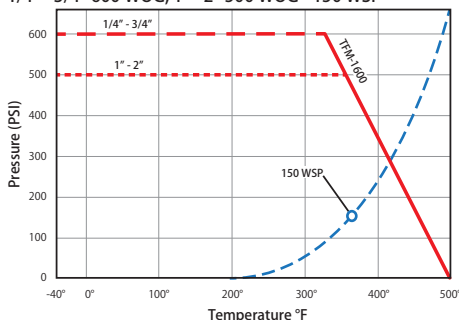
No.	Part	Materials
1	Body	Lead Free Brass - CW510L
2	End Connection	Lead Free Brass - CW510L
3	Ball	T.E.A. Coated Brass - CW510L
4	Seat (2)	Hostaflon® TFM 1600
5	Stem	Lead Free Brass - CW510L
6	Packing	Hostaflon® TFM 1600
7	Stem O-ring (2)	Viton®
8	Packing Gland	Brass - CW614N
9	Handle	Steel - Geomet® Plated
10	Handle Nut	Steel - Geomet® Plated

Dimensions

Part No.	Size	A	B	C	D	Cv
100-403G	1/2"	2.00	1.53	2.95	0.59	16.82
100-404G	3/4"	2.34	1.95	3.74	0.79	34.80
100-405G	1"	2.67	2.40	4.75	0.97	52.20
100-406G	1-1/4"	3.22	2.59	4.75	1.23	112.52
100-407G	1-1/2"	2.68	3.22	6.00	1.49	174.00
100-408G	2"	4.29	3.40	6.00	1.99	255.20
100-409G	2-1/2"	6.06	4.60	8.00	2.46	350.32
100-410G	3"	7.08	4.90	8.00	2.99	563.76
100-411G	4"	8.57	5.90	9.88	4.00	879.28

Valve Seat Rating

1/4" - 3/4" 600 WOG, 1" - 2" 500 WOG - 150 WSP



Lead Free Brass Ball Valve

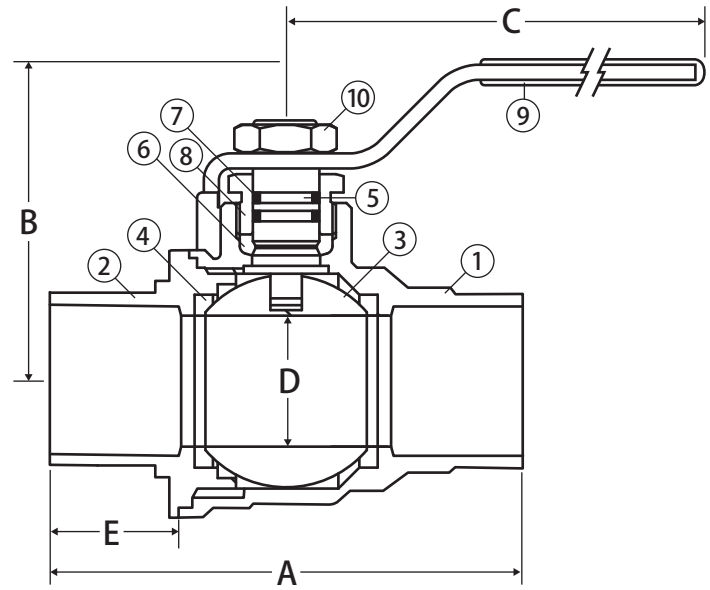


2 Piece • Full Port • Solder Connection • 600 WOG



S-100C

CRN# OC16887.5469870YTN



Features

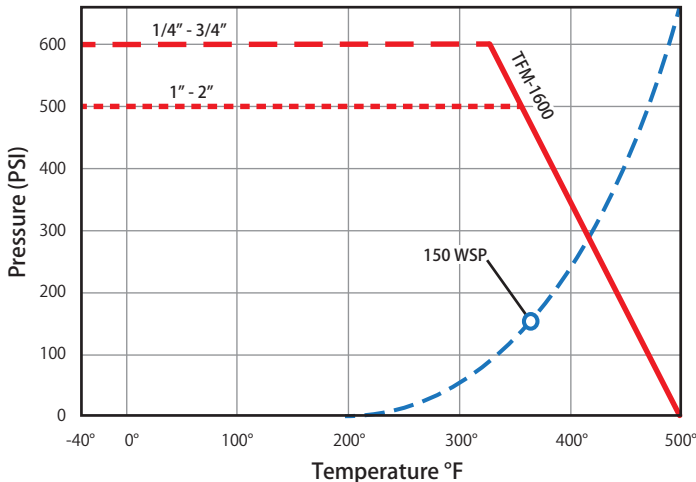
- Triple sealing stem with 2 Viton® o-rings and Teflon® seal
- Blow-out proof stem
- 100% leak tested
- 100% Made in Italy
- Leakproof stem - Lifetime Warranty
- 29 in-Hg vacuum rating
- Wetted surfaces contain less than .25% lead content
- Accessories available

Approvals

- UL Listed (1/2" - 2")
 - VQGU - Trim & drain (US only)
- NSF 372
- NSF 61-8
- NSF 61 - Annex G
- FM Approval
- MSS SP-110
- ASME/ANSI B16.18

Valve Seat Rating

1/4" - 3/4" 600 WOG, 1" - 2" 500 WOG - 150 WSP



Material Specifications

No.	Part	Materials
1	Body	Lead Free Brass - CW510L
2	End Connection	Lead Free Brass - CW510L
3	Ball	T.E.A. Coated Brass - CW510L
4	Seat (2)	Hostafion® TFM 1600
5	Stem	Lead Free Brass - CW510L
6	Packing	Hostafion® TFM 1600
7	Stem O-ring (2)	Viton®
8	Packing Gland	Brass - CW614N
9	Handle	Steel - Geomet® Plated
10	Handle Nut	Steel - Geomet® Plated

Dimensions

Part No.	Size	A	B	C	D	E	Cv
100-413G	1/2"	2.48	1.56	2.95	0.59	0.51	16.82
100-414G	3/4"	3.26	2.05	3.74	0.79	0.76	34.80
100-415G	1"	3.94	2.55	4.75	0.97	0.92	52.20
100-416G	1-1/4"	4.50	2.66	4.75	1.23	0.98	112.52
100-417G	1-1/2"	5.07	3.31	6.00	1.49	1.10	174.00
100-418G	2"	6.22	3.60	6.00	1.99	1.34	255.20
100-419G	2-1/2"	7.28	4.74	8.00	2.46	1.45	350.32
100-420G	3"	8.48	5.05	8.00	2.99	1.63	563.76
100-421G	4"	10.08	5.90	9.84	4.00	2.20	879.28

LIT-JV-C 072516

Lead Free Brass Ball Valve

3 Way Ball • Tankless Water Heater Valve Kit • Threaded, Solder, or Press Connections • 600 WOG



TWV-3W-KIT-G

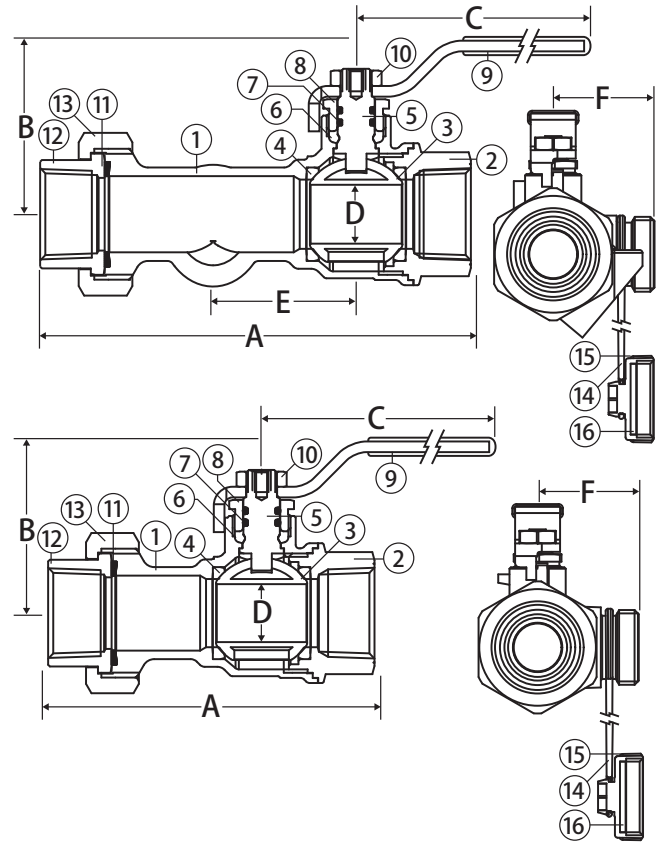
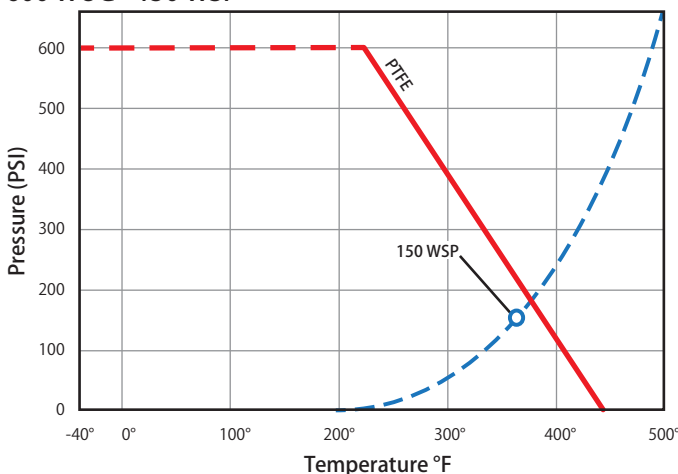
Features

- Unique, T.E.A. Ternary Eco Alloy® Coated 3-way style ball
- 2 Viton® o-rings with Teflon packing and packing nut guarantees no stem leaks
- US Patent No. 7,762,280 B2
- 3/4" 200,000 BTU/hr lead free pressure relief valve included
- 100% leak tested
- 100% Made in Italy
- Leakproof stem - Lifetime Warranty
- Wetted surfaces contain less than .25% lead content

Approvals

- NSF 372
- NSF 61-8
- NSF 61 - Annex G
- ANSI B1.20.1
- ANSI B1.20.7

Valve Seat Rating 600 WOG - 150 WSP



Material Specifications

No.	Part	Materials
1	Body	Lead Free Brass - CW510L
2	End Connection	Lead Free Brass - CW510L
3	Ball	T.E.A. Coated Brass - CW510L
4	Seat (2)	PTFE
5	Stem	Lead Free Brass - CW510L
6	Packing	PTFE
7	Stem O-ring (2)	Viton®
8	Packing Gland	Brass - CW614N
9	Handle	Steel - Geomet® Plated
10	Handle Nut	Steel - Geomet® Plated
11	Union Washer	EPDM
12	Tail Piece	Lead Free Brass - CW510L
13	Union Nut	Brass - CW617N
14	Tether	PVC
15	Cap	Lead Free Brass - CW510L
16	Flat Washer	Buna-N

Dimensions

Part No.	Valve	A	B	C	D	E	F
810-504G	Hot	5.11	2.00	3.74	0.66	1.65	1.41
Threaded	Cold	3.93	2.00	3.74	0.66	-	1.41
810-514G	Hot	5.35	2.00	3.74	0.66	1.65	1.41
Solder	Cold	4.17	2.00	3.74	0.66	-	1.41
810-524G	Hot	5.71	2.00	3.74	0.66	1.65	1.41
Press	Cold	4.53	2.00	3.74	0.66	-	1.41

Lead Free Specialty Valve

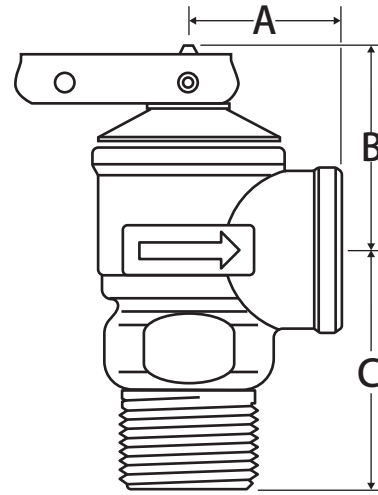


Pressure Relief Valve • 150 PSI • 500,000 BTU



PRV

CRN# 0G1438.6C



Features

- Reseats after pressure relief
- 100% tested
- Wetted surfaces contain less than .25% lead content

Approvals

- CSA Certified
 - ANSI Z21.22/CSA 4.4 (200,000 BTU/Hr)
- ASME Certified
 - Boiler Code Section IV (500,000 BTU/Hr)
- NBBI Certified
 - NB-18 – Pressure Relief Device

Pressure Rating

- 150 PSI

Material Specifications

No.	Part	Materials
1	Body	Bronze
2	Internal Parts	Brass and Stainless Steel
3	Seat Disc	Silicone
4	Pressure Spring	Stainless Steel

Dimensions

Part No.	Size	A	B	C
203-104G	3/4" MIP x 3/4" FIP	1.16	1.56	1.78

LT-JV-C 072516

Lead Free Brass Ball Valve



3 Way Ball • Tankless Water Heater Valve Kit • Threaded Connection • 600 WOG



TWV-3W-KIT-G1

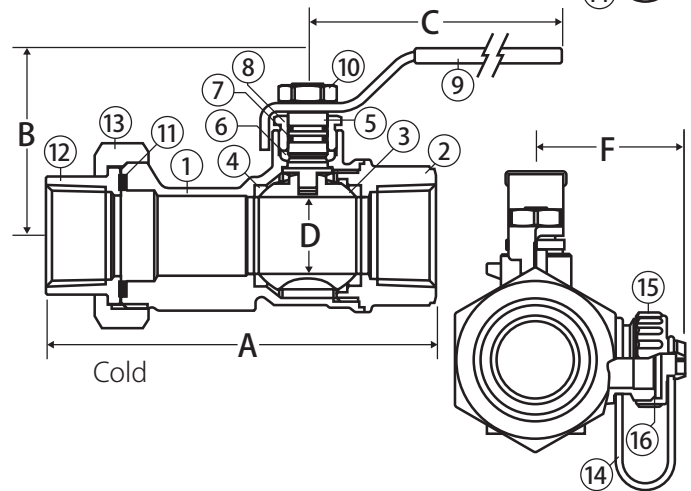
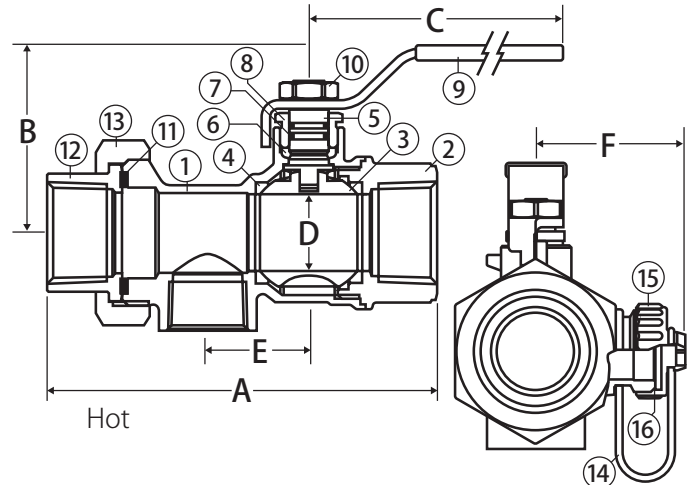
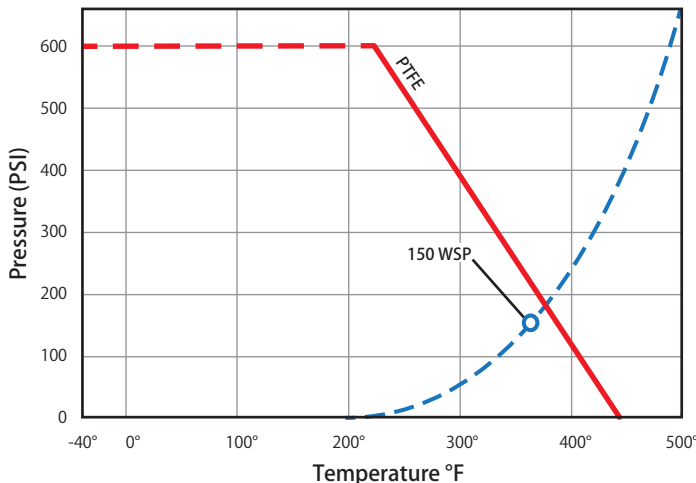
Features

- Unique, T.E.A. Ternary Eco Alloy® coated 3-way style ball
- 2 Viton® o-rings with Teflon packing and packing nut guarantees no stem leaks
- U.S.A. Patent No. 7,762,280 B2
- 100% leak tested
- 100% Made in Italy
- Leakproof stem - Lifetime Warranty
- Wetted surfaces contain less than .25% lead content

Approvals

- NSF 372
- NSF 61-8
- NSF 61 - Annex G
- ANSI B1.20.1
- ANSI B1.20.7

Valve Seat Rating 600 WOG - 150 WSP



Material Specifications

No.	Part	Materials
1	Body	Lead Free Brass - CW510L
2	End Connection	Lead Free Brass - CW510L
3	Ball	T.E.A. Coated Brass - CW510L
4	Seat (2)	PTFE
5	Stem	Lead Free Brass - CW510L
6	Packing	PTFE
7	Stem O-ring (2)	Viton®
8	Packing Gland	Brass - CW614N
9	Handle	Steel - Geomet® Plated
10	Handle Nut	Steel - Geomet® Plated
11	Union Washer	EPDM
12	Tail Piece	Lead Free Brass - CW510L
13	Union Nut	Brass - CW617N
14	Tether	PVC
15	Cap	Lead Free Brass - CW510L
16	Flat Washer	Buna-N

Dimensions

Part No.	Valve	A	B	C	D	E	F
810-505G - 1" Threaded							
810-525G	Hot	5.05	2.53	4.75	0.81	1.35	1.55
810-535G	Cold	5.05	2.53	4.75	0.81	-	1.55

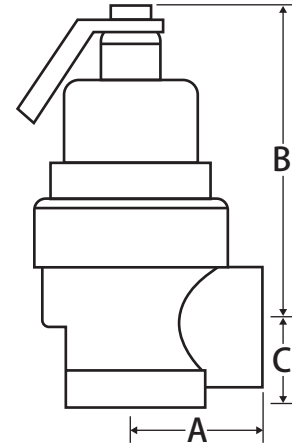
Lead Free Specialty Ball Valve



Commercial Pressure Relief Valve • 150 PSI • CSA 2,700,000 BTU



CPRV



Features

- Forged bronze construction
- Stainless steel pressure spring
- 2,703,000 BTU/HR relief
- 100% tested
- Wetted surfaces contain less than .25% lead content

Approvals

- ASME Listed
- ANSI B1.20.1

Pressure Rating

- 150 PSI

Material Specifications

No.	Part	Materials
1	Body	Lead Free Bronze
2	Seat Disc	Silicone
3	Pressure Spring	Stainless Steel

Dimensions

Part No.	Size	A	B	C
203-304G	3/4"	1.50	3.50	1.69

LT-JV-C 072516

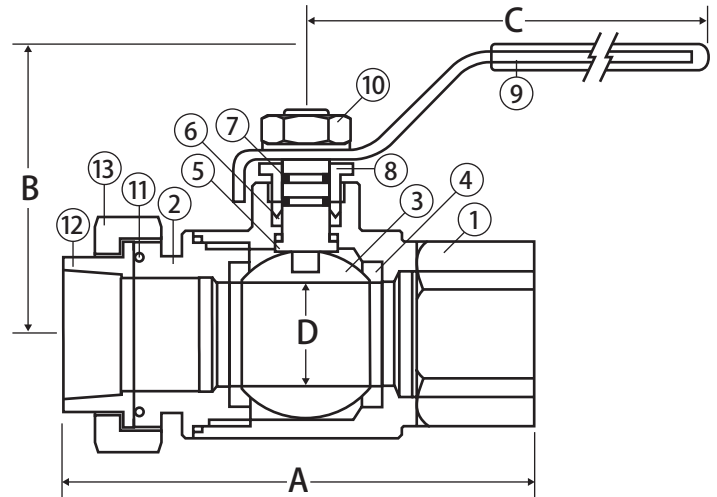
Lead Free Brass Ball Valve



2 Piece • Full Port • Single Union End • Threaded Connection • 500 WOG



T-100-UEG



Features

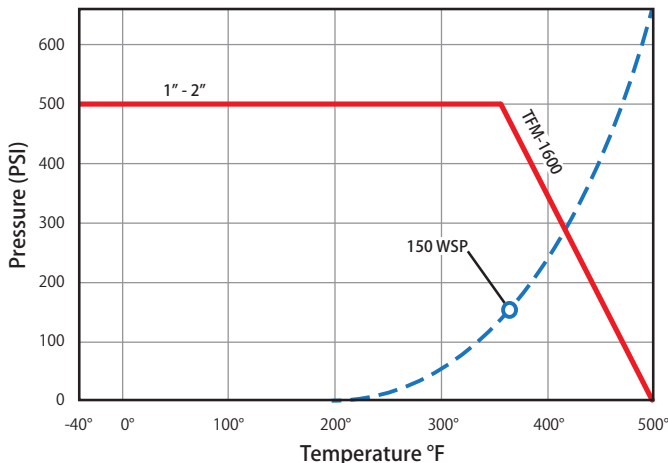
- Triple sealing stem with 2 Viton® o-rings and Teflon® seal
- Blow-out proof stem
- FIP x union FIP
- 100% leak tested
- 100% Made in Italy
- Leakproof stem - Lifetime Warranty
- 29 in-Hg vacuum rating
- Wetted surfaces contain less than .25% lead content
- Accessories available

Approvals

- NSF 372
- NSF 61-8
- MSS SP-110
- ANSI B1.20.1

Valve Seat Rating

1" - 2" 500 WOG - 150 WSP



Material Specifications

No.	Part	Materials
1	Body	Lead Free Brass - CW511L
2	End Connection	Lead Free Brass - CW511L
3	Ball	T.E.A. Coated Brass - CW510L
4	Seat (2)	Hostaflo® TFM 1600
5	Stem	Lead Free Brass - CW510L
6	Packing	Hostaflo® TFM 1600
7	Stem O-ring (2)	Viton®
8	Packing Gland	Brass - CW614N
9	Handle	Steel - Geomet® Plated
10	Handle Nut	Steel - Geomet® Plated
11	Union O-ring	Viton®
12	Tail Piece	Lead Free Brass - CW511L
13	Union Nut	Lead Free Brass - CW511L

Dimensions

Part No.	Size	A	B	C	D	Cv
160-106G	1-1/4"	4.86	2.59	4.75	1.23	112.52
160-107G	1-1/2"	5.38	3.22	6.00	1.49	174.00
160-108G	2"	6.11	3.50	6.00	1.99	255.20

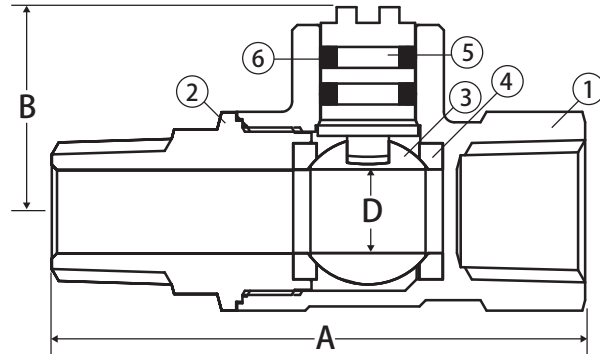
Lead Free Brass Ball Valve



2 Piece • Full Port • Threaded Connection • Mini Valves •
600 WOG • with Screwdriver Slot



T-82-MG



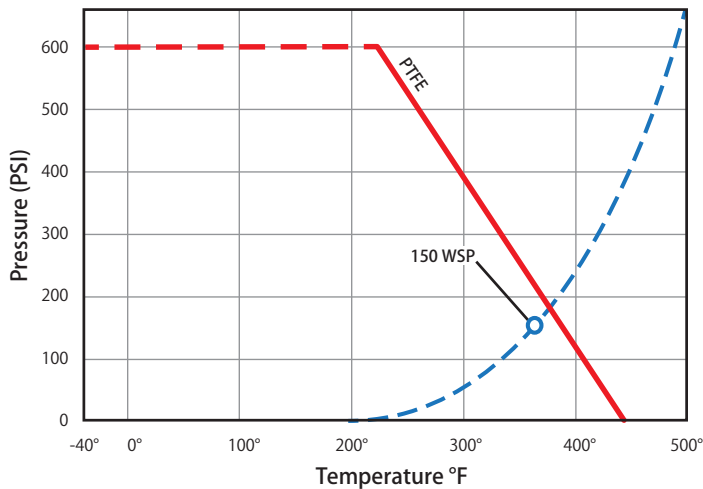
Features

- Blow-out proof stem
- 2 Viton® o-rings
- Greater flow rate
- Large raised wrench flats
- 100% leak tested
- 100% Made in Italy
- Leakproof stem - Lifetime Warranty
- Wetted surfaces contain less than .25% lead content

Approvals

- NSF 372
- NSF 61-8
- NSF 61 - Annex G
- MSS SP-110
- ANSI B1.20.1

Valve Seat Rating 600 WOG - 150 WSP



Material Specifications

No.	Part	Materials
1	Body	Lead Free Brass - CW510L
2	End Connection	Lead Free Brass - CW510L
3	Ball	Chrome Plated Brass - CW510L
4	Seat (2)	PTFE
5	Stem	Lead Free Brass - CW510L
6	Stem O-ring (2)	Viton®

Dimensions

Part No.	Size	A	B	D
100-296G	1/4" FIP x 1/8" MIP	1.96	0.77	0.31

LT-JV-C 072516

Lead Free Brass Ball Valve

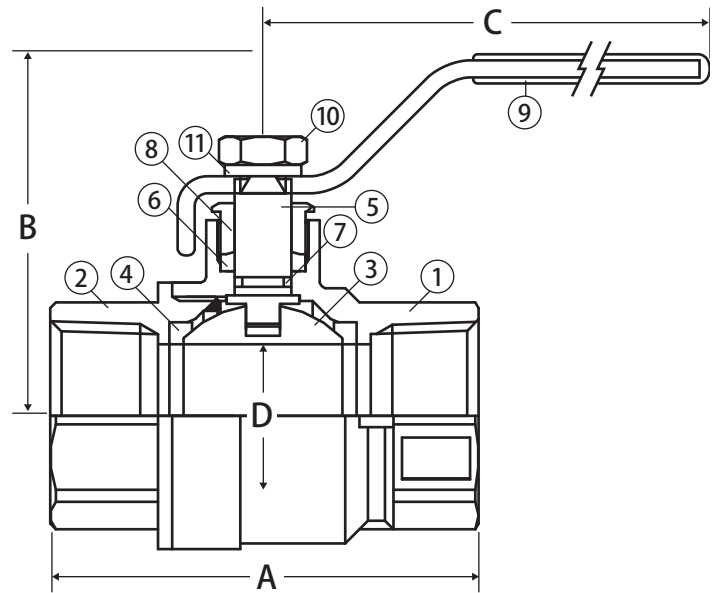


**2 Piece • Full Port • Threaded Connection • 600 WOG •
Stainless Steel Ball and Stem**



JF-100TG

CRN# OC16654.5



Features

- Gland follower and single o-ring stem design
- Blow-out proof stem
- Stainless steel ball and stem
- 100% leak tested
- Wetted surfaces contain less than .25% lead content

Approvals



- UL Listed up to 175 PSI (1/4" - 2")
 - MHKZ - Manual valves
 - YRPV - Gas shut-off valves
 - IAPMO Certified
 - NSF 61-8
 - NSF 372
 - Uniform Plumbing Code (cUPC)
 - IAPMO/ANSI Z1157-2014
 - NSF/ANSI 14-2014
 - CSA Certified
 - CGA 3.16 (125 PSIG) (1/4" - 2")
 - ANSI Z21.15 (.5 PSIG) (1/4" - 2")
 - CGA CR91 (5 PSIG) (1/4" - 2")
 - ASME B16.44 (5 PSIG) (1/4" - 2")
 - ASME B16.33 (125PSIG) (1/2" - 2")
 - FM Approval (1/4" - 2")
 - MSS SP-110
- ANSI B1.20.1

Material Specifications

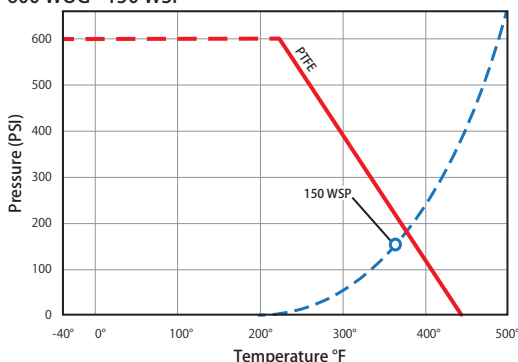
No.	Part	Materials
1	Body	Lead Free Brass - C46400
2	End Connection	Lead Free Brass - C46400
3	Ball	304 Stainless Steel
4	Seat (2)	PTFE
5	Stem	304 Stainless Steel
6	Packing	PTFE
7	Stem O-ring	Buna-N
8	Packing Gland	Lead Free Brass - C46400
9	Handle	Steel - Chrome Plated
10	Handle Nut	Steel - Chrome Plated
11	Lock Washer	Steel - Chrome Plated

Dimensions

Part No.	Size	A	B	C	D
100-101SSG	1/4"	1.73	1.69	3.35	0.39
100-102SSG	3/8"	1.73	1.69	3.35	0.39
100-103SSG	1/2"	2.28	1.81	3.35	0.59
100-104SSG	3/4"	2.51	2.36	4.29	0.75
100-105SSG	1"	2.97	2.52	4.29	0.98
100-106SSG	1-1/4"	3.45	2.52	5.63	1.26
100-107SSG	1-1/2"	3.87	2.72	5.63	1.57
100-108SSG	2"	4.29	3.03	5.63	1.97
100-109SSG	2-1/2"	5.59	4.25	7.76	2.52
100-110SSG	3"	6.34	4.92	8.37	2.95
100-111SSG	4"	7.83	5.85	9.25	3.90

Valve Seat Rating

600 WOG - 150 WSP



Lead Free Brass Ball Valve

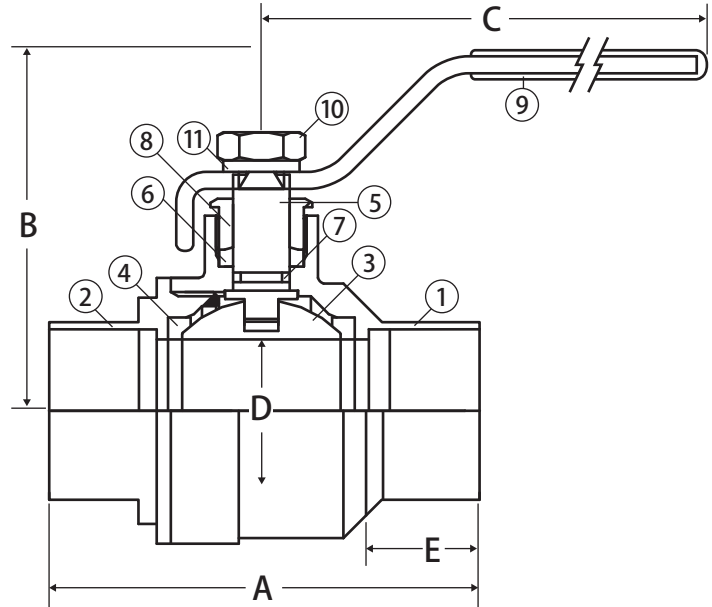


**2 Piece • Full Port • Solder Connection • 600 WOG •
Stainless Steel Ball and Stem**



JF-100SG

CRN# OC16654.5



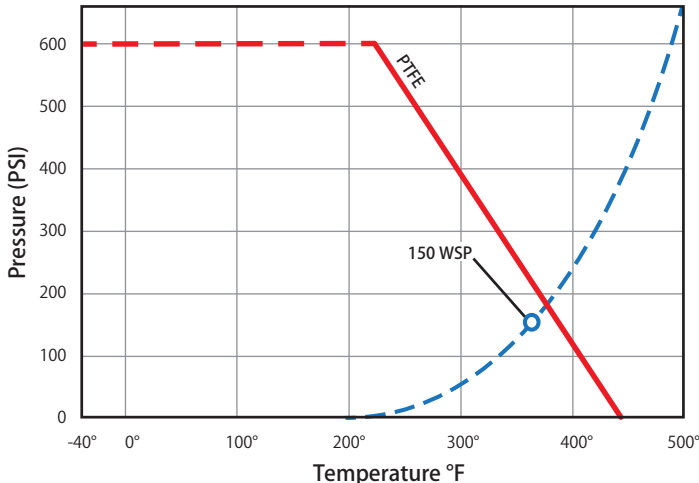
Features

- Gland follower and single o-ring stem design
- Blow-out proof stem
- Stainless steel ball and stem
- 100% leak tested
- Wetted surfaces contain less than .25% lead content

Approvals

- UL Listed up to 175 PSI (1/2" - 2")
 - MHKZ - Manual valves
 - YRPV - Gas shut-off valves
- IAPMO Certified
 - NSF 61-8
 - NSF 372
 - Uniform Plumbing Code (cUPC)
 - IAPMO/ANSI Z1157-2014
 - NSF/ANSI 14-2014
- FM Approval (1/2" - 2")
- MSS SP-110
- ASME/ANSI B16.18

Valve Seat Rating 600 WOG - 150 WSP



Material Specifications

No.	Part	Materials
1	Body	Lead Free Brass - C46400
2	End Connection	Lead Free Brass - C46400
3	Ball	304 Stainless Steel
4	Seat (2)	PTFE
5	Stem	304 Stainless Steel
6	Packing	PTFE
7	Stem O-ring	Buna-N
8	Packing Gland	Lead Free Brass - C46400
9	Handle	Steel - Chrome Plated
10	Handle Nut	Steel - Chrome Plated
11	Lock Washer	Steel - Chrome Plated

Dimensions

Part No.	Size	A	B	C	D	E
100-113SSG	1/2"	2.17	1.81	3.35	0.59	0.50
100-114SSG	3/4"	2.80	2.36	4.29	0.75	0.75
100-115SSG	1"	3.27	2.52	4.29	0.98	0.86
100-116SSG	1-1/4"	4.10	2.52	5.63	1.26	1.08
100-117SSG	1-1/2"	4.33	2.80	5.63	1.57	0.98
100-118SSG	2"	5.34	3.11	5.63	1.97	1.21
100-119SSG	2-1/2"	6.39	4.25	7.76	2.52	1.48
100-120SSG	3"	7.10	4.92	8.37	2.95	1.66
100-121SSG	4"	9.56	5.85	9.25	3.90	2.22

LIT-JVC 072516

Lead Free Brass Ball Valve

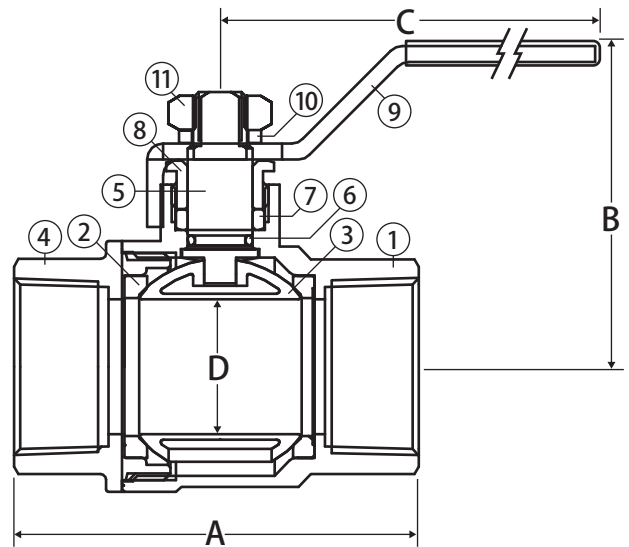


2 Piece • Full Port • Threaded Connection • 600 WOG



T-150G

CRN# 0C17996.52



Features

- Dezincification resistant brass alloy
- Gland follower and single o-ring stem design
- Blow-out proof stem
- Wetted surfaces contain less than .25% lead content

Approvals



- UL Listed
 - VQGU - Trim & drain (1/2" - 2")
 - MHKZ - Manual valves
 - YQNZ - Compressed gas shut-off valves
 - YRBX - Flammable liquid shut-off valves
 - YRPV - Gas shut-off valves
 - YSDT - LP gas shut-off valves
- IAPMO Certified
 - NSF 61-8
 - NSF 372
 - Uniform Plumbing Code (cUPC) (1/2" - 2")
 - IAPMO/ANSI Z1157-2014
 - NSF/ANSI 14-2014
- CSA Certified (.5, 5, 125 PSIG) (1/2" - 2")
 - CGA 3.16
 - ASME B16.33
 - ANSI Z21.15
 - ASME B16.44
 - CGA CR91
- FM Approval (1/2" - 2")
- MSS SP-110
- ANSI B1.20.1

Material Specifications

No.	Part	Materials
1	Body	Lead Free Brass - C46500
2	Seat (2)	PTFE
3	Ball*	Chrome Plated LF Brass - C46500
4	End Connection	Lead Free Brass - C46500
5	Stem	Brass - 37700
6	O-ring	Viton
7	Packing	PTFE
8	Packing Gland	Brass - 37700
9	Handle	Steel
10	Lock Washer	Steel
11	Handle Nut	304 Stainless Steel

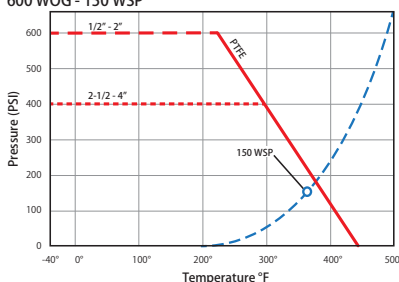
*1" - 4" have 316SS ball

Dimensions

Part No.	Size	A	B	C	D
150-103G	1/2"	2.09	1.78	3.94	0.59
150-104G	3/4"	2.38	1.94	3.94	0.79
150-105G	1"	2.93	2.20	4.33	0.98
150-106G	1-1/4"	2.93	2.54	5.00	1.26
150-107G	1-1/2"	3.63	3.02	6.18	1.57
150-108G	2"	4.17	3.34	6.18	1.97
150-109G	2-1/2"	5.33	4.72	9.45	2.56
150-110G	3"	6.01	5.12	9.45	2.95
150-111G	4"	7.23	6.57	9.45	3.96

Valve Seat Rating

600 WOG - 150 WSP



Lead Free Brass Ball Valve

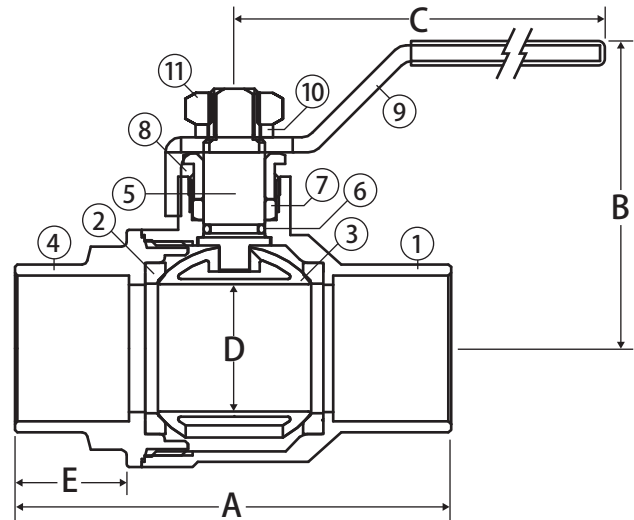


2 Piece • Full Port • Solder Connection • 600 WOG



S-150G

CRN# 0C17996.52



Features

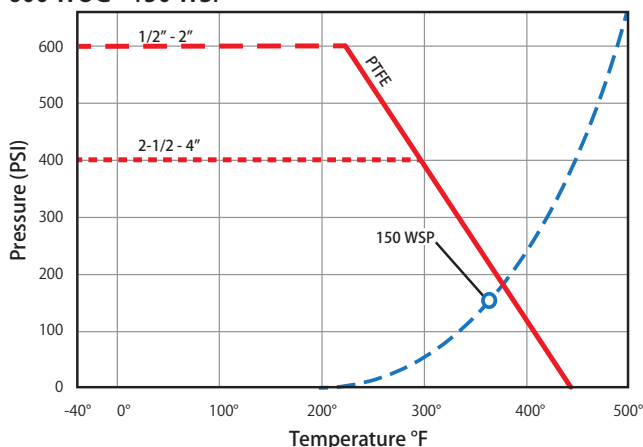
- Dezincification resistant brass alloy
- Gland follower and single o-ring stem design
- Blow-out proof stem
- Wetted surfaces contain less than .25% lead content

Approvals

- UL Listed
 - VQGU - Trim & drain (1/2" - 2")
 - MHKZ - Manual valves
 - YQNZ - Compressed gas shut-off valves
 - YRBX - Flammable liquid shut-off valves
 - YRPV - Gas shut-off valves
 - YSDT - LP gas shut-off valves
- IAPMO Certified
 - NSF 61-8
 - NSF 372
 - Uniform Plumbing Code (cUPC) (1/2" - 2")
 - IAPMO/ANSI Z1157-2014
 - NSF/ANSI 14-2014
- FM Approval (1/2" - 2")
- MSS SP-110
- ANSI B16.18

Valve Seat Rating

600 WOG - 150 WSP



Material Specifications

No.	Part	Materials
1	Body	Lead Free Brass - C46500
2	Seat (2)	PTFE
3	Ball*	Chrome Plated LF Brass - C46500
4	End Connection	Lead Free Brass - C46500
5	Stem	Brass - 37700
6	O-ring	Viton
7	Packing	PTFE
8	Packing Gland	Brass - 37700
9	Handle	Steel
10	Lock Washer	Steel
11	Handle Nut	304 Stainless Steel

*1" - 4" have 316SS ball

Dimensions

Part No.	Size	A	B	C	D	E
150-113G	1/2"	1.97	1.78	3.94	0.59	0.50
150-114G	3/4"	2.74	1.94	3.94	0.79	0.75
150-115G	1"	3.35	2.20	4.33	0.98	0.88
150-116G	1-1/4"	3.78	2.54	5.00	1.26	0.96
150-117G	1-1/2"	4.42	3.00	6.18	1.57	1.10
150-118G	2"	5.34	3.34	6.18	1.97	1.34
150-119G	2-1/2"	6.24	4.78	9.45	2.56	1.48
150-120G	3"	7.11	5.17	9.45	2.95	1.65
150-121G	4"	9.11	5.81	9.45	3.90	2.17

LIT-JV-C 072516

Lead Free Brass Ball Valve

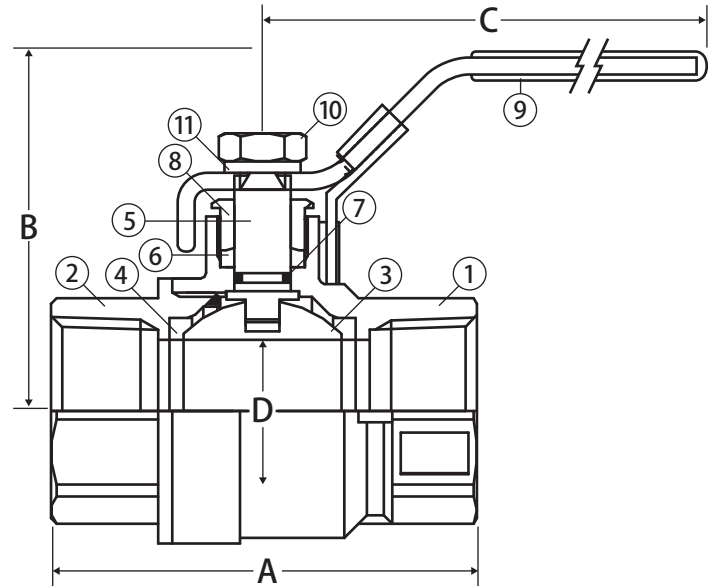


**2 Piece • Full Port • Threaded Connection • 600 WOG •
Stainless Steel Ball and Stem • with Latch Lock Handle**



JF-100TG-LH

CRN# OC16654.5



Features

- Gland follower and single o-ring stem design
- Blow-out proof stem
- Stainless steel ball and stem
- 100% leak tested
- Wetted surfaces contain less than .25% lead content

Approvals



- UL Listed up to 175 PSI (1/4" - 2")
 - MHKZ - Manual valves
 - YRPV - Gas shut-off valves
- IAPMO Certified
 - NSF 61-8
 - NSF 372
 - Uniform Plumbing Code (cUPC)
 - IAPMO/ANSI Z1157-2014
 - NSF/ANSI 14-2014
- CSA Certified
 - CGA 3.16 (125 PSIG) (1/4" - 2")
 - ANSI Z21.15 (.5 PSIG) (1/4" - 2")
 - CGA CR91 (5 PSIG) (1/4" - 2")
 - ASME B16.44 (5 PSIG) (1/4" - 2")
 - ASME B16.33 (125PSIG) (1/2" - 2")
- FM Approval (1/4" - 2")
- MSS SP-110
- ANSI B1.20.1

Material Specifications

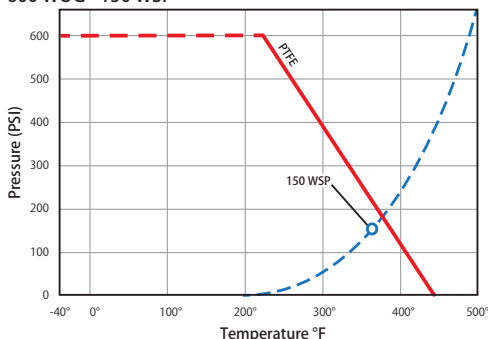
No.	Part	Materials
1	Body	Lead Free Brass - C46400
2	End Connection	Lead Free Brass - C46400
3	Ball	304 Stainless Steel
4	Seat (2)	PTFE
5	Stem	304 Stainless Steel
6	Packing	PTFE
7	Stem O-ring	Buna-N
8	Packing Gland	Lead Free Brass - C46400
9	Handle	Steel - Chrome Plated
10	Handle Nut	Steel - Chrome Plated
11	Lock Washer	Steel - Chrome Plated

Dimensions

Part No.	Size	A	B	C	D
100-101SSGLH	1/4"	1.73	2.63	4.49	0.39
100-102SSGLH	3/8"	1.73	2.63	4.49	0.39
100-103SSGLH	1/2"	2.28	2.69	4.49	0.59
100-104SSGLH	3/4"	2.52	2.91	4.86	0.75
100-105SSGLH	1"	2.97	3.22	4.86	0.98
100-106SSGLH	1-1/4"	3.44	3.45	5.59	1.26
100-107SSGLH	1-1/2"	3.88	3.59	5.59	1.57
100-108SSGLH	2"	4.29	3.97	5.59	1.97
100-109SSGLH	2-1/2"	5.59	4.88	7.35	2.52
100-110SSGLH	3"	6.34	5.25	7.35	2.95

Valve Seat Rating

600 WOG - 150 WSP



Lead Free Brass Ball Valve

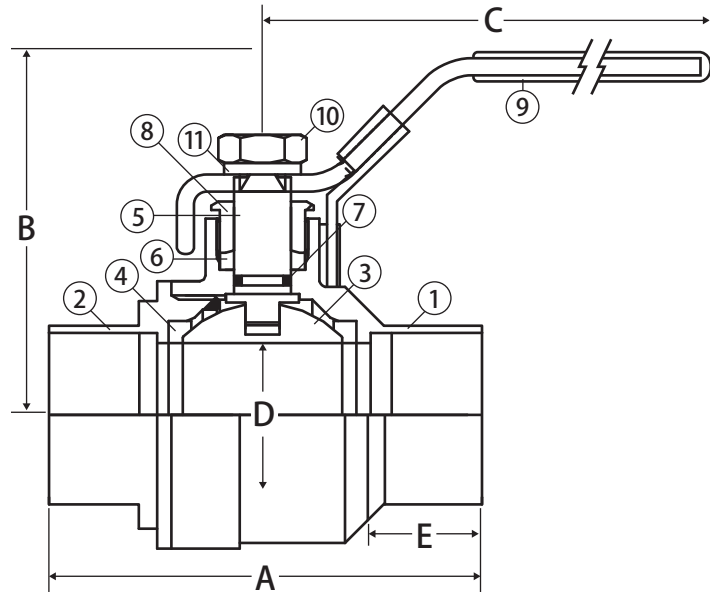


**2 Piece • Full Port • Solder Connection • 600 WOG •
Stainless Steel Ball and Stem • with Latch Lock Handle**



JF-100SG-LH

CRN# OC16654.5



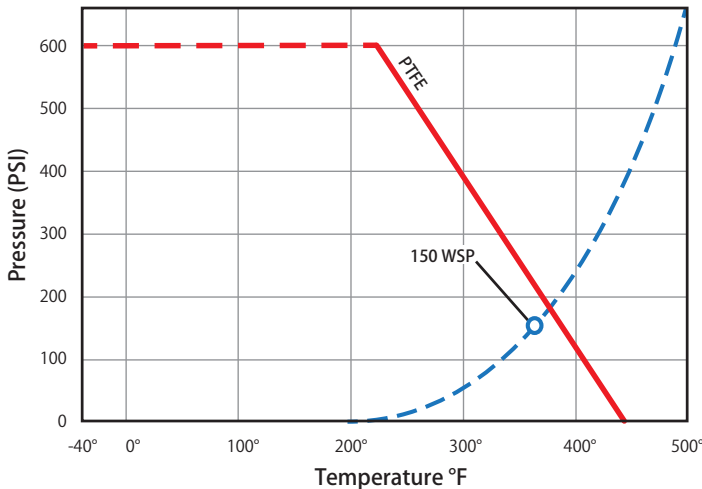
Features

- Gland follower and single o-ring stem design
- Blow-out proof stem
- Stainless steel ball and stem
- 100% leak tested
- Wetted surfaces contain less than .25% lead content

Approvals

- UL Listed up to 175 PSI (1/2" - 2")
 - MHKZ - Manual valves
 - YRPV - Gas shut-off valves
- IAPMO Certified
 - NSF 61-8
 - NSF 372
 - Uniform Plumbing Code (cUPC)
 - IAPMO/ANSI Z1157-2014
 - NSF/ANSI 14-2014
- FM Approval (1/2" - 2")
- MSS SP-110
- ASME/ANSI B16.18

Valve Seat Rating 600 WOG - 150 WSP



Material Specifications

No.	Part	Materials
1	Body	Lead Free Brass - C46400
2	End Connection	Lead Free Brass - C46400
3	Ball	304 Stainless Steel
4	Seat (2)	PTFE
5	Stem	304 Stainless Steel
6	Packing	PTFE
7	Stem O-ring	Buna-N
8	Packing Gland	Lead Free Brass - C46400
9	Handle	Steel - Chrome Plated
10	Handle Nut	Steel - Chrome Plated
11	Lock Washer	Steel - Chrome Plated

Dimensions

Part No.	Size	A	B	C	D	E
100-113SSGLH	1/2"	2.17	2.69	4.49	0.59	0.50
100-114SSGLH	3/4"	2.80	2.91	4.86	0.75	0.75
100-115SSGLH	1"	3.27	3.22	4.86	0.98	0.86
100-116SSGLH	1-1/4"	4.10	3.45	5.59	1.26	1.08
100-117SSGLH	1-1/2"	4.33	3.59	5.59	1.57	0.98
100-118SSGLH	2"	5.34	3.97	5.59	1.97	1.21
100-119SSGLH	2-1/2"	6.39	4.88	7.35	2.52	1.48
100-120SSGLH	3"	7.10	5.25	7.35	2.95	1.66

LIT-JV-C 072516

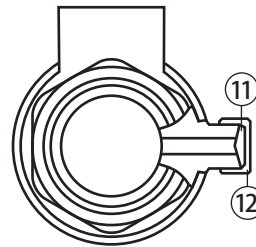
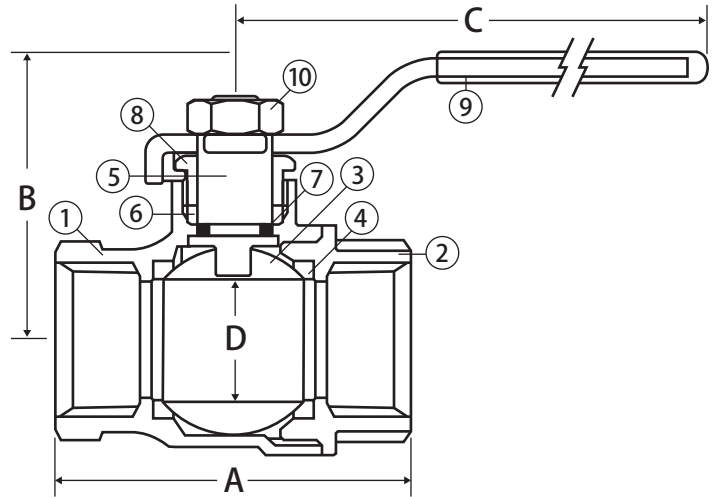
Lead Free Brass Ball Valve



**2 Piece • Full Port • Threaded Connection • 600 WOG •
Stainless Steel Ball and Stem • with Drain**



T-110G



Features

- Gland follower and single o-ring stem design
- Blow-out proof stem
- 100% leak tested
- Wetted surfaces contain less than .25% lead content

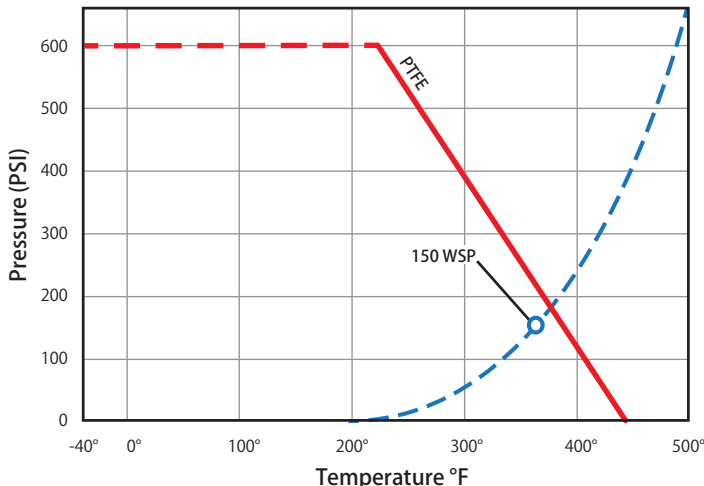
Approvals



- IAPMO Certified
 - NSF 61-8
 - NSF 372
 - Uniform Plumbing Code (cUPC)
 - IAPMO/ANSI Z1157-2014
 - NSF/ANSI 14-2014
- MSS SP-110
- ANSI B1.20.1

Valve Seat Rating

600 WOG - 150 WSP



Material Specifications

No.	Part	Materials
1	Body	Lead Free Brass - C46400
2	End Connection	Lead Free Brass - C46400
3	Ball	304 Stainless Steel
4	Seat (2)	PTFE
5	Stem	304 Stainless Steel
6	Packing	PTFE
7	Stem O-ring	Buna-N
8	Packing Gland	Lead Free Brass - C46400
9	Handle	Steel - Chrome Plated
10	Handle Nut	Steel - Chrome Plated
11	Flat Washer	Buna-N
12	Bleeder Cap	Lead Free Brass - C46400

Dimensions

Part No.	Size	A	B	C	D
100-633G	1/2"	2.01	1.54	3.31	0.50
100-634G	3/4"	2.36	1.97	4.65	0.79
100-635G	1"	2.88	2.13	4.65	1.00

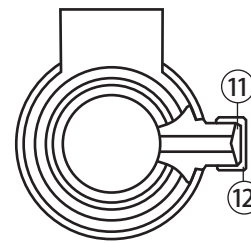
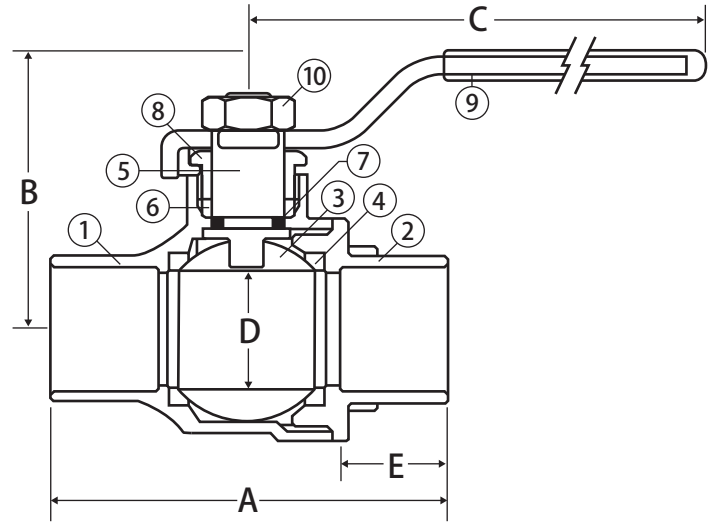
Lead Free Brass Ball Valve



**2 Piece • Full Port • Solder Connection • 600 WOG •
Stainless Steel Ball and Stem • with Drain**



S-110G



Features

- Gland follower and single o-ring stem design
- Blow-out proof stem
- 100% leak tested
- Wetted surfaces contain less than .25% lead content

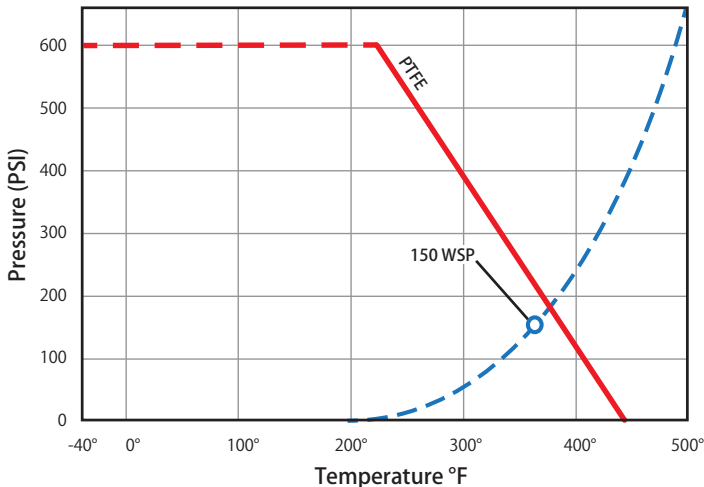
Approvals



- IAPMO Certified
 - NSF 61-8
 - NSF 372
 - Uniform Plumbing Code (cUPC)
 - IAPMO/ANSI Z1157-2014
 - NSF/ANSI 14-2014
- MSS SP-110
- ASME/ANSI B16.18

Valve Seat Rating

600 WOG - 150 WSP



Material Specifications

No.	Part	Materials
1	Body	Lead Free Brass - C46400
2	End Connection	Lead Free Brass - C46400
3	Ball	304 Stainless Steel
4	Seat (2)	PTFE
5	Stem	304 Stainless Steel
6	Packing	PTFE
7	Stem O-ring	Buna-N
8	Packing Gland	Lead Free Brass - C46400
9	Handle	Steel - Chrome Plated
10	Handle Nut	Steel - Chrome Plated
11	Flat Washer	Buna-N
12	Bleeder Cap	Lead Free Brass - C46400

Dimensions

Part No.	Size	A	B	C	D	E
100-643G	1/2"	1.93	1.54	3.31	0.50	0.50
100-644G	3/4"	2.76	1.97	4.65	0.79	0.75
100-645G	1"	3.31	2.13	4.65	1.00	0.86

LT-JV-C 072516

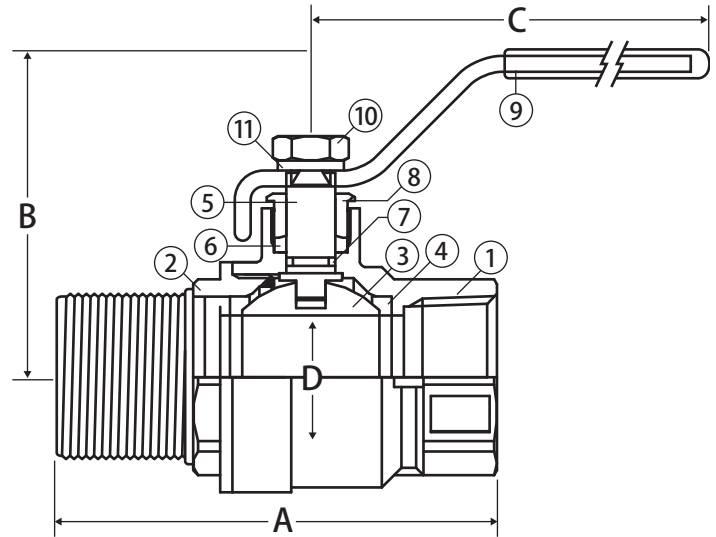
Lead Free Brass Ball Valve



**2 Piece • Full Port • Male x Female Connections • 600 WOG •
Stainless Steel Ball and Stem**



JF-100GMxF



Features

- Gland follower and single o-ring stem design
- Blow-out proof stem
- 100% leak tested
- Wetted surfaces contain less than .25% lead content

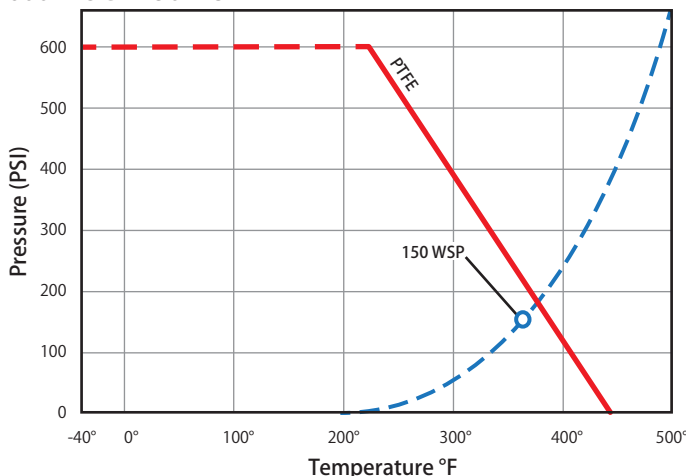
Approvals



- UL Listed up to 175 PSI (1/4" - 1")
 - MHKZ - Manual valves
 - YRPV - Gas shut-off valves
- IAPMO Certified
 - NSF 61-8
 - NSF 372
 - Uniform Plumbing Code (cUPC)
 - IAPMO/ANSI Z1157-2014
 - NSF/ANSI 14-2014
- FM Approval (1/2" - 1")
- MSS SP-110
- ANSI B1.20.1

Valve Seat Rating

600 WOG - 150 WSP



Material Specifications

No.	Part	Materials
1	Body	Lead Free Brass - C46400
2	End Connection	Lead Free Brass - C46400
3	Ball	304 Stainless Steel
4	Seat (2)	PTFE
5	Stem	304 Stainless Steel
6	Packing	PTFE
7	Stem O-ring	Buna-N
8	Packing Gland	Lead Free Brass - C46400
9	Handle	Steel - Chrome Plated
10	Handle Nut	Steel - Chrome Plated
11	Lock Washer	Steel - Chrome Plated

Dimensions

Part No.	Size	A	B	C	D
100-131G	1/4"	2.05	1.41	3.54	0.25
100-132G	3/8"	2.13	1.41	3.54	0.37
100-133G	1/2"	2.50	1.50	3.54	0.50
100-134G	3/4"	2.86	1.79	4.55	0.75
100-135G	1"	3.27	1.00	4.55	1.00

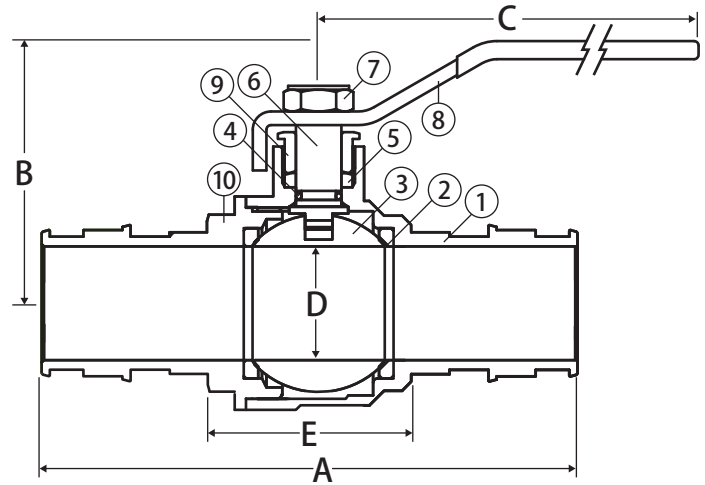
Lead Free Brass Ball Valve



2 Piece • Standard Port • Expansion Pex Connection • 400 WOG
• Stainless Steel Ball and Stem



T-422G



Features

- Gland follower and single o-ring stem design
- Blow-out proof stem
- 100% leak tested
- Wetted surfaces contain less than .25% lead content

Approvals



- ASTM F1960
- IAPMO Certified
 - NSF 61-8
 - NSF 372
 - Uniform Plumbing Code (cUPC)
 - IAPMO/ANSI Z1157-2014
 - NSF/ANSI 14-2014

Pressure Rating

- Body rated to 400 WOG
- Expansion connection rated to 150 WOG up to 200°F

Material Specifications

No.	Part	Materials
1	Body	Lead Free Brass - C46400
2	Seat	PTFE
3	Ball	304 Stainless Steel
4	O-ring	Buna-N
5	Packing	PTFE
6	Stem	304 Stainless Steel
7	Handle Nut	Steel - Chrome Plated
8	Handle	Steel - Chrome Plated
9	Packing Nut	Brass - C37700
10	End Connection	Lead Free Brass - C46400

Dimensions

Part No.	Size	A	B	C	D	E
104-523PG	1/2"	2.58	1.69	3.35	0.39	1.61
104-524PG	3/4"	3.31	1.81	3.35	0.61	1.42
104-525PG	1"	3.98	2.09	4.29	0.81	1.61
104-526PG	1-1/4"	4.65	2.25	4.29	0.98	1.76
104-527PG	1-1/2"	5.52	2.45	5.63	1.10	2.10
104-528PG	2"	6.91	2.74	5.63	1.58	2.62
104-529G	2-1/2"	8.80	3.04	5.63	2.01	3.17
104-530G	3"	10.75	4.25	7.76	2.44	4.00

LT-JV-C 072516

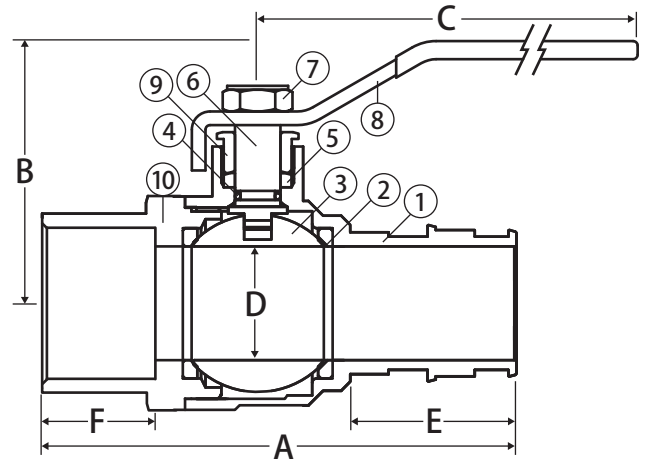
Lead Free Brass Ball Valve



**2 Piece • Standard Port • Solder x Expansion Pex Connection •
400 WOG • Stainless Steel Ball and Stem**



S-422G



Features

- Gland follower and single o-ring stem design
- Blow-out proof stem
- 100% leak tested
- Wetted surfaces contain less than .25% lead content

Approvals



- ASTM F1960
- IAPMO Certified
 - NSF 61-8
 - NSF 372
 - Uniform Plumbing Code (cUPC)
 - IAPMO/ANSI Z1157-2014
 - NSF/ANSI 14-2014
- ASME/ANSI B16.18

Pressure Rating

- Body rated to 400 WOG
- Expansion connection rated to 150 WOG up to 200°F

Material Specifications

No.	Part	Materials
1	Body	Lead Free Brass - C46400
2	Seat	PTFE
3	Ball	304 Stainless Steel
4	O-ring	Buna-N
5	Packing	PTFE
6	Stem	304 Stainless Steel
7	Handle Nut	Steel - Chrome Plated
8	Handle	Steel - Chrome Plated
9	Packing Nut	Brass - C37700
10	End Connection	Lead Free Brass - C46400

Dimensions

Part No.	Size	A	B	C	D	E	F
104-533PG	1/2"	2.40	1.19	3.35	0.39	0.71	0.50
104-534PG	3/4"	2.84	1.81	3.35	0.61	0.94	0.75

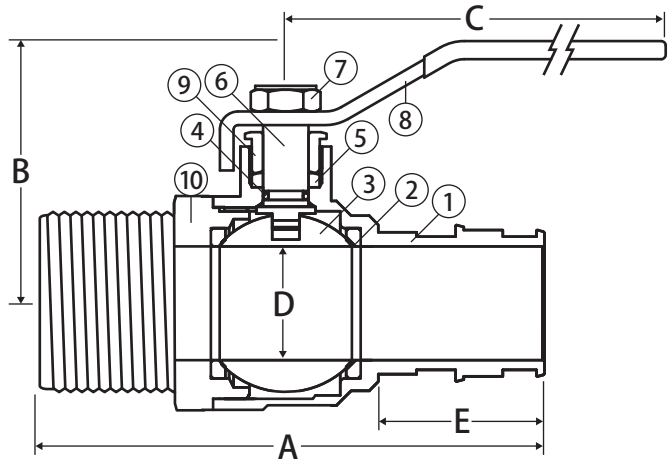
Lead Free Brass Ball Valve



2 Piece • Standard Port • Threaded Male x Expansion Pex Connection • 400 WOG • Stainless Steel Ball and Stem



T-422G MIP



Features

- Gland follower and single o-ring stem design
- Blow-out proof stem
- 100% leak tested
- Wetted surfaces contain less than .25% lead content

Approvals



- ASTM F1960
- IAPMO Certified
 - NSF 61-8
 - NSF 372
 - Uniform Plumbing Code (cUPC)
 - IAPMO/ANSI Z1157-2014
 - NSF/ANSI 14-2014
- ANSI B1.20.1

Pressure Rating

- Body rated to 400 WOG
- Expansion connection rated to 150 WOG up to 200°F

Material Specifications

No.	Part	Materials
1	Body	Lead Free Brass - C46400
2	Seat	PTFE
3	Ball	304 Stainless Steel
4	O-ring	Buna-N
5	Packing	PTFE
6	Stem	304 Stainless Steel
7	Handle Nut	Steel - Chrome Plated
8	Handle	Steel - Chrome Plated
9	Packing Nut	Brass - C37700
10	End Connection	Lead Free Brass - C46400

Dimensions

Part No.	Size	A	B	C	D	E
104-534MPG	3/4"	3.17	1.81	3.35	0.61	0.94

LT-JV-C 072516

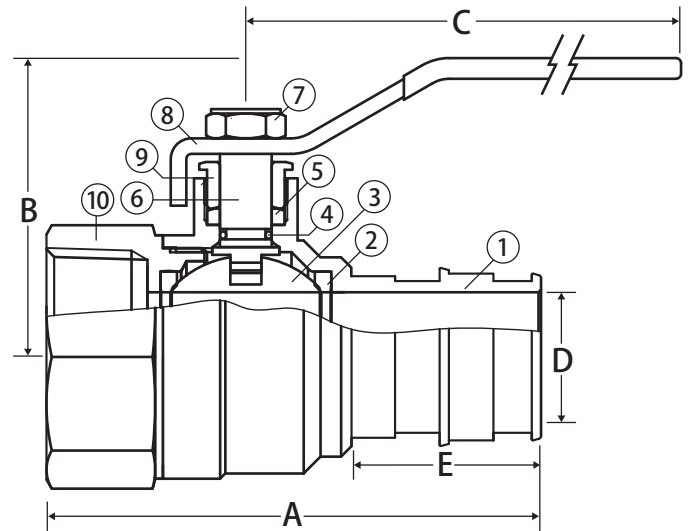
Lead Free Brass Ball Valve



2 Piece • Standard Port • Threaded Female x Expansion Pex Connection • 400 WOG • Stainless Steel Ball and Stem



T-422G FIP



Features

- Gland follower and single o-ring stem design
- Blow-out proof stem
- 100% leak tested
- Wetted surfaces contain less than .25% lead content

Approvals



- ASTM F1960
- IAPMO Certified
 - NSF 61-8
 - NSF 372
 - Uniform Plumbing Code (cUPC)
 - IAPMO/ANSI Z1157-2014
 - NSF/ANSI 14-2014
- ANSI B1.20.1

Pressure Rating

- Body rated to 400 WOG
- Expansion connection rated to 150 WOG up to 200°F

Material Specifications

No.	Part	Materials
1	Body	Lead Free Brass - C46400
2	Seat	PTFE
3	Ball	304 Stainless Steel
4	O-ring	Buna-N
5	Packing	PTFE
6	Stem	304 Stainless Steel
7	Handle Nut	Steel - Chrome Plated
8	Handle	Steel - Chrome Plated
9	Packing Nut	Brass - C37700
10	End Connection	Lead Free Brass - C46400

Dimensions

Part No.	Size	A	B	C	D	E
104-554PG	3/4"	2.68	1.81	3.35	0.61	0.94
104-555PG	1"	3.33	2.09	4.29	0.81	1.18

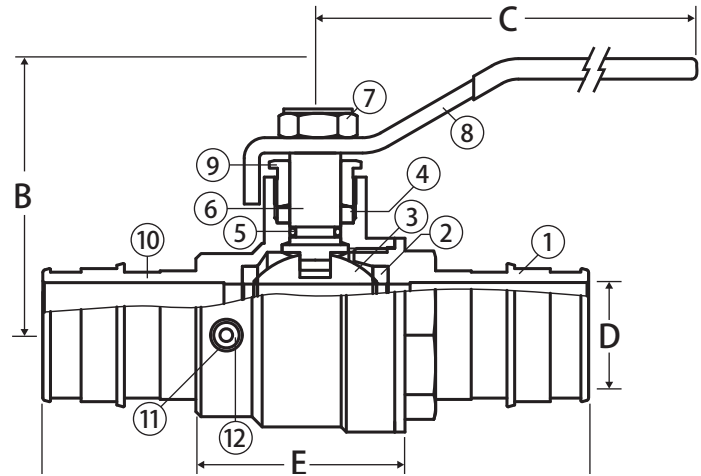
Lead Free Brass Ball Valve



2 Piece • Standard Port • Expansion Pex Connection • 400 WOG • with Stainless Steel Ball and Stem • with Drain



T-423G



Features

- Gland follower and single o-ring stem design
- Blow-out proof stem
- 100% leak tested
- Wetted surfaces contain less than .25% lead content

Approvals



- ASTM F1960
- IAPMO Certified
 - NSF 61-8
 - NSF 372
 - Uniform Plumbing Code (cUPC)
 - IAPMO/ANSI Z1157-2014
 - NSF/ANSI 14-2014

Pressure Rating

- Body rated to 400 WOG
- Expansion connection rated to 150 WOG up to 200°F

Material Specifications

No.	Part	Materials
1	End Connection	Lead Free Brass - C46400
2	Seat	PTFE
3	Ball	304 Stainless Steel
4	Packing	PTFE
5	O-ring	Buna-N
6	Stem	304 Stainless Steel
7	Handle Nut	Steel - Chrome Plated
8	Handle	Steel - Chrome Plated
9	Packing Nut	Brass - C37700
10	Body	Lead Free Brass - C46400
11	Cap	Brass - C37700
12	Gasket	EPDM

Dimensions

Part No.	Size	A	B	C	D	E
104-543PG	1/2"	2.98	1.69	3.35	0.39	1.45
104-544PG	3/4"	3.48	1.81	3.35	0.61	1.60

LT-JV-C 072516

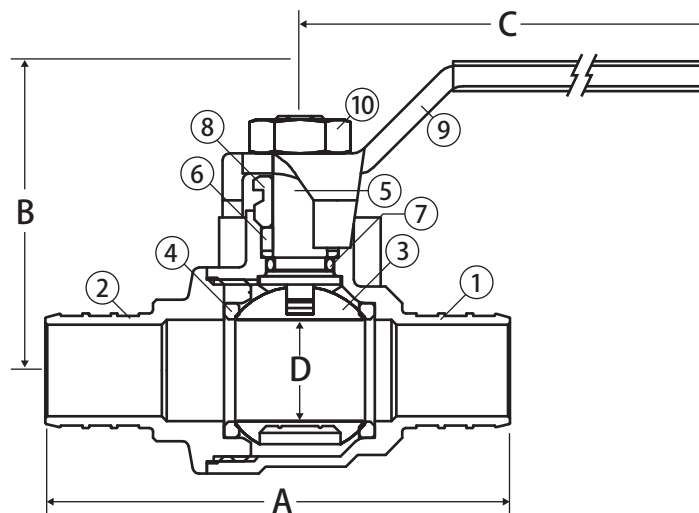
Lead Free Brass Ball Valve



2 Piece • Standard Port • Crimp Pex Connection • 400 WOG



T-412G



Features

- Gland follower and single o-ring stem design
- Blow-out proof stem
- 100% leak tested
- Wetted surfaces contain less than .25% lead content

Approvals



- ASTM F1807
- CSA Certified
 - ASME A112.4.14
- IAPMO Certified
 - NSF 61-8
 - NSF 372
 - Uniform Plumbing Code (cUPC)
 - IAPMO/ANSI Z1157-2014
 - NSF/ANSI 14-2014

Pressure Rating

- Body rated to 400 WOG
- Crimp connection rated to 100 WOG up to 180°F

Material Specifications

No.	Part	Materials
1	Body	Lead Free Brass - C46500
2	End Connection	Lead Free Brass - C46500
3	Ball	Chrome Plated Lead Free Brass - C46500
4	Seat (2)	PTFE
5	Stem	CZ132
6	Packing	PTFE
7	Stem O-ring	EPDM
8	Packing Gland	Lead Free Brass - C37700
9	Handle	Steel
10	Handle Nut	SS304 Stainless Steel

Dimensions

Part No.	Size	A	B	C	D
103-523PG	1/2"	2.47	1.50	3.41	0.47
103-524PG	3/4"	2.72	1.57	3.36	0.67
103-525PG	1"	3.27	1.57	3.15	0.86
103-526PG	1-1/4"	3.62	2.16	4.29	0.86

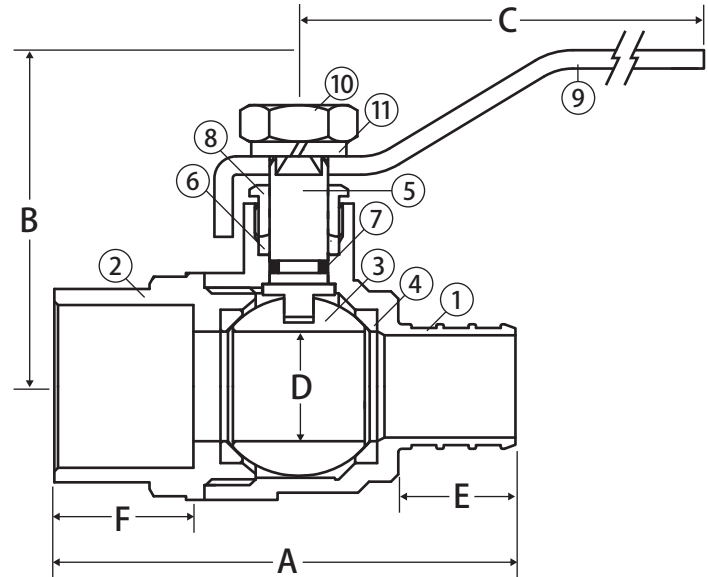
Lead Free Brass Ball Valve



**2 Piece • Standard Port • Solder x Crimp Pex Connection •
600 WOG**



S-412G



Features

- Gland follower and single o-ring stem design
- Blow-out proof stem
- 100% leak tested
- Wetted surfaces contain less than .25% lead content

Approvals



- ASTM F1807
- CSA Certified
 - ASME A112.4.14
- IAPMO Certified
 - NSF 61-8
 - NSF 372
 - Uniform Plumbing Code (cUPC)
 - IAPMO/ANSI Z1157-2014
 - NSF/ANSI 14-2014
- ASME/ANSI B16.18

Pressure Rating

- Body rated to 600 WOG
- Crimp connection rated to 100 WOG up to 180°F

Material Specifications

No.	Part	Materials
1	Body	Lead Free Brass - C46400
2	End Connection	Lead Free Brass - C46400
3	Ball	304 Stainless Steel
4	Seat (2)	PTFE
5	Stem	304 Stainless Steel
6	Packing	PTFE
7	Stem O-ring	Buna-N
8	Packing Gland	Lead Free Brass - C46400
9	Handle	Steel - Chrome Plated
10	Handle Nut	Steel - Chrome Plated
11	Lock Washer	Steel - Chrome Plated

Dimensions

Part No.	Size	A	B	C	D	E	F
103-533PG	1/2"	2.05	1.65	3.54	0.35	0.63	0.51
103-534PG	3/4"	2.48	1.72	3.54	0.53	0.63	0.75
105-535PG	1"	3.05	1.95	4.29	0.71	0.80	0.86

LIT-JVC 072516

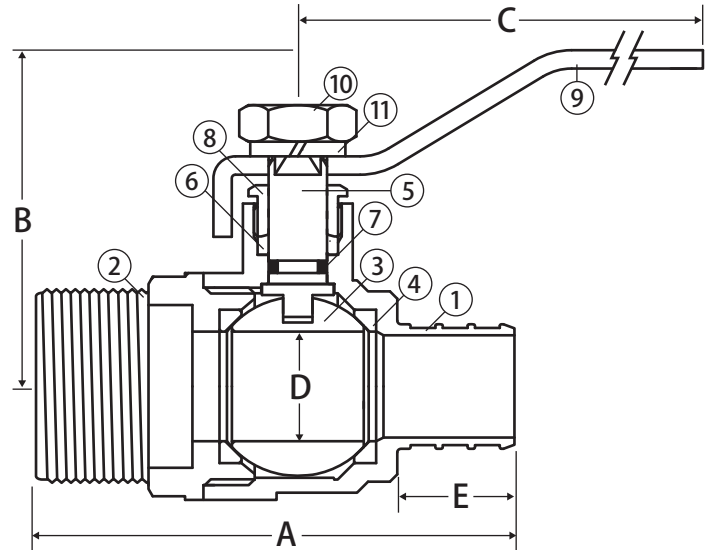
Lead Free Brass Ball Valve



2 Piece • Standard Port • Threaded Male x Crimp Pex Connection • 600 WOG



T-412G MIP



Features

- Gland follower and single o-ring stem design
- Blow-out proof stem
- 100% leak tested
- Wetted surfaces contain less than .25% lead content

Approvals

- ASTM F1807
- CSA Certified
 - ASME A112.4.14
- IAPMO Certified
 - NSF 61-8
 - NSF 372
 - Uniform Plumbing Code (cUPC)
 - IAPMO/ANSI Z1157-2014
 - NSF/ANSI 14-2014
 - ASME/ANSI B16.18

Pressure Rating

- Body rated to 600 WOG
- Crimp connection rated to 100 WOG up to 180°F

Material Specifications

No.	Part	Materials
1	Body	Lead Free Brass - C46400
2	End Connection	Lead Free Brass - C46400
3	Ball	304 Stainless Steel
4	Seat (2)	PTFE
5	Stem	304 Stainless Steel
6	Packing	PTFE
7	Stem O-ring	Buna-N
8	Packing Gland	Lead Free Brass - C46400
9	Handle	Steel - Chrome Plated
10	Handle Nut	Steel - Chrome Plated
11	Lock Washer	Steel - Chrome Plated

Dimensions

Part No.	Size	A	B	C	D	E
103-534MPG	3/4"	2.58	1.65	3.54	0.53	0.63

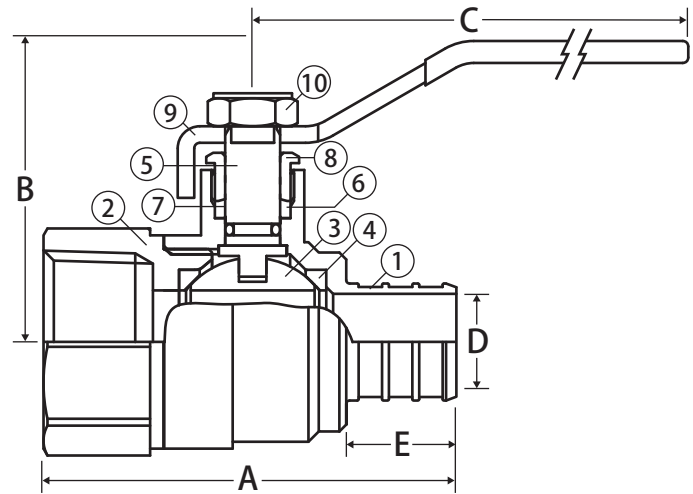
Lead Free Brass Ball Valve



2 Piece • Standard Port • Threaded Female x Crimp Pex Connection • 600 WOG



T-412G FIP



Features

- Gland follower and single o-ring stem design
- Blow-out proof stem
- 100% leak tested
- Wetted surfaces contain less than .25% lead content

Approvals

- ASTM F1807
- CSA Certified
 - ASME A112.4.14
- IAPMO Certified
 - NSF 61-8
 - NSF 372
 - Uniform Plumbing Code (cUPC)
 - IAPMO/ANSI Z1157-2014
 - NSF/ANSI 14-2014
- ANSI B1.20.1

Pressure Rating

- Body rated to 600 WOG
- Crimp connection rated to 100 WOG up to 180°F

Material Specifications

No.	Part	Materials
1	Body	Lead Free Brass - C46400
2	End Connection	Lead Free Brass - C46400
3	Ball	304 Stainless Steel
4	Seat (2)	PTFE
5	Stem	304 Stainless Steel
6	Packing	PTFE
7	Stem O-ring	Buna-N
8	Packing Gland	Lead Free Brass - C46400
9	Handle	Steel - Chrome Plated
10	Handle Nut	Steel - Chrome Plated
11	Lock Washer	Steel - Chrome Plated

Dimensions

Part No.	Size	A	B	C	D	E
103-554PG	3/4"	2.32	1.81	3.35	0.53	0.63
103-555PG	1"	2.89	2.09	4.29	0.71	0.80

LT-JV-C 072516

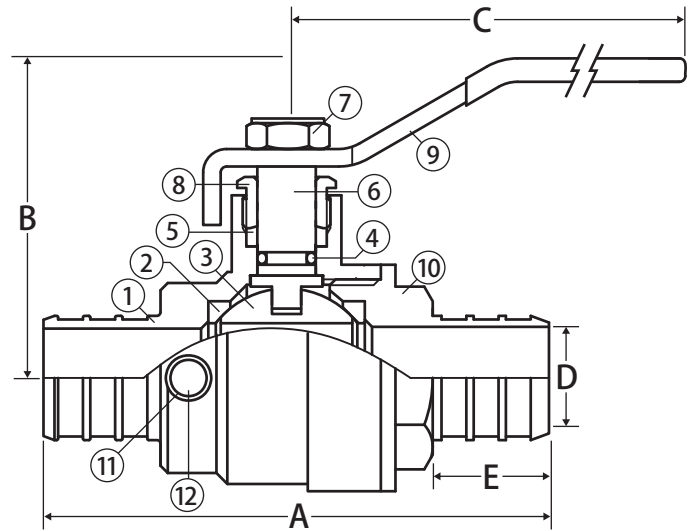
Lead Free Brass Ball Valve



**2 Piece • Standard Port • Crimp Pex Connection • 600 WOG •
Stainless Steel Ball and Stem • with Drain**



T-413G



Features

- Gland follower and single o-ring stem design
- Blow-out proof stem
- 100% leak tested
- Wetted surfaces contain less than .25% lead content

Approvals

- ASTM F1807
- CSA Certified
 - ASME A112.4.14
- IAPMO Certified
 - NSF 61-8
 - NSF 372
 - Uniform Plumbing Code (cUPC)
 - IAPMO/ANSI Z1157-2014
 - NSF/ANSI 14-2014

Pressure Rating

- Body rated to 600 WOG
- Crimp connection rated to 100 WOG up to 180°F

Material Specifications

No.	Part	Materials
1	Body	Lead Free Brass - C46400
2	Seat	PTFE
3	Ball	304 Stainless Steel
4	O-ring	Buna-N
5	Packing	PTFE
6	Stem	304 Stainless Steel
7	Handle Nut	Steel - Chrome Plated
8	Packing Gland	Lead Free Brass - C46400
9	Handle	Steel - Chrome Plated
10	End Connection	Lead Free Brass - C46400
11	Cap	Brass - C37700
12	Gasket	EPDM

Dimensions

Part No.	Size	A	B	C	D	E
103-543PG	1/2"	2.66	1.65	3.54	0.35	0.63
103-544PG	3/4"	2.82	1.72	3.54	0.53	0.63

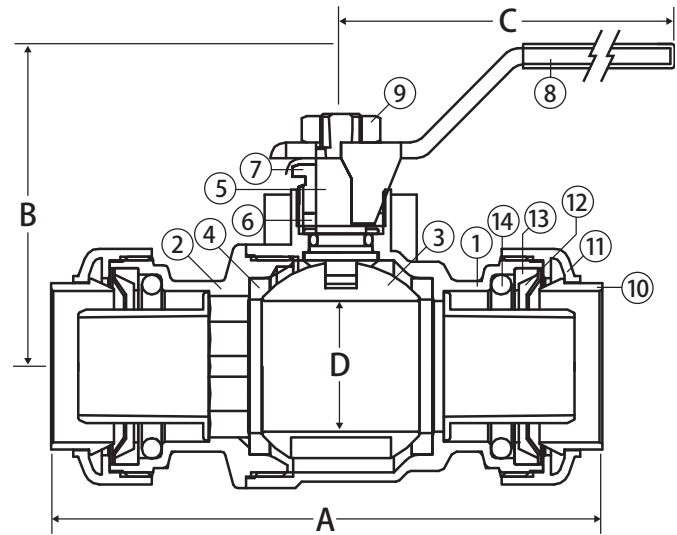
Lead Free Brass Ball Valve



2 Piece • Full Port • Push-Fit Connection • 200 WOG



JFPG-100



Features

- Gland follower and single o-ring stem design
- Easy to connect and fit in seconds
- Connects with copper, CPVC and PEX
- Includes two pipe reinforcers and release tool
- Wetted surfaces contain less than .25% lead content

Approvals

- IAPMO Certified
 - NSF 372
 - Uniform Plumbing Code (cUPC)
 - IAPMO/ANSI Z1157-2014
 - NSF/ANSI 14-2014
- Conforms to ASSE 1061

Pressure Rating

- Pressure rating: max. 200 PSI
- Temperature range: max. 200° F water service

Material Specifications

No.	Part	Materials
1	Body	Lead Free Brass - C46500
2	End Connection	Lead Free Brass - C46500
3	Ball	Chrome Plated Lead Free Brass - C46500
4	Seat (2)	PTFE
5	Stem	Lead Free Brass - C37700
6	Packing	PTFE
7	Packing Gland	Brass - C37700
8	Handle	Steel
9	Handle Nut	304 Stainless Steel
10	Push Ring	POM
11	Lock Ring	Lead Free Brass - C37700
12	Gripper Ring	Steel
13	Seat Ring	POM
14	O-ring	EPDM

Dimensions

Part No.	Size	A	B	C	D
100-103JFPG	1/2"	2.95	1.69	3.64	0.59
100-104JFPG	3/4"	3.48	1.83	3.64	0.75
100-105JFPG	1"	4.14	2.42	4.17	0.98

LT-JV-C 072516

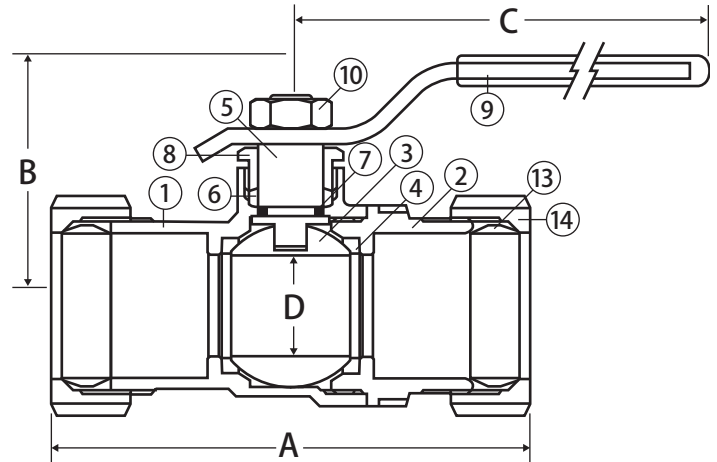
Lead Free Brass Ball Valve



**2 Piece • Full Port • Compression Connection • 600 WOG •
Stainless Steel Ball and Stem • with Drain**



C-402G



Features

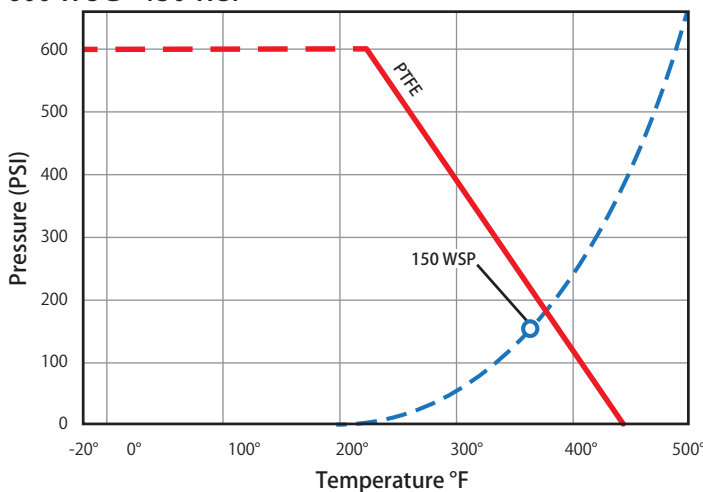
- Gland follower and single o-ring stem design
- Blow-out proof stem
- Drain feature prevents freeze-up
- Eliminates seat damage during soldering
- Compression ends for easy maintenance
- 100% leak tested
- Wetted surfaces contain less than .25% lead content

Approvals

- Lead Free Compliant

Valve Seat Rating

600 WOG - 150 WSP



Material Specifications

No.	Part	Materials
1	Body	Lead Free Brass - C46400
2	End Connection	Lead Free Brass - C46400
3	Ball	304 Stainless Steel
4	Seat (2)	PTFE
5	Stem	304 Stainless Steel
6	Packing	PTFE
7	Stem O-ring	Buna-N
8	Packing Gland	Lead Free Brass - C46400
9	Handle	Steel - Chrome Plated
10	Handle Nut	Steel - Chrome Plated
11	Flat Washer*	Buna-N
12	Bleeder Cap*	Lead Free Brass - C46400
13	Compression Ring	Lead Free Brass - C46400
14	Compression Nut	Lead Free Brass - C46400

* Not shown in drawing

Dimensions

Part No.	Size	A	B	C	D
102-653G	1/2"	2.99	1.80	3.55	0.50
102-654G	3/4"	3.39	2.10	4.50	0.75
102-655G	1"	4.00	2.30	4.50	1.00

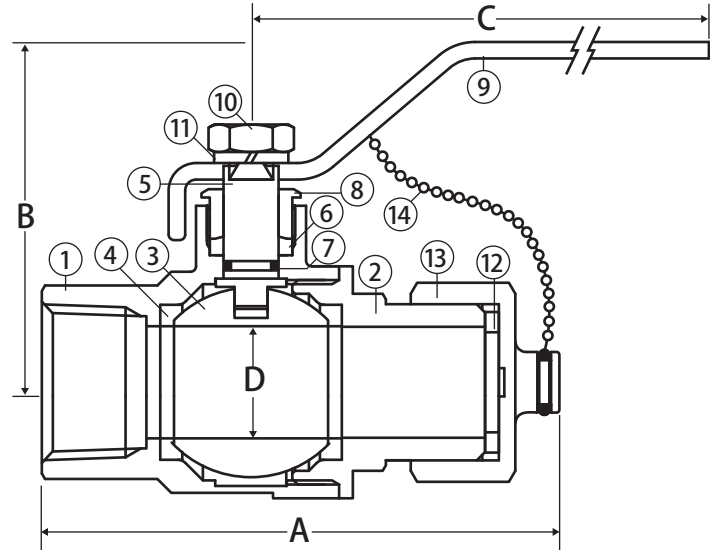
Lead Free Brass Ball Valve



**2 Piece • Full Port • Threaded x Hose Connection • 600 WOG •
Stainless Steel Ball and Stem • with Cap and Chain**



T-100HFG



Features

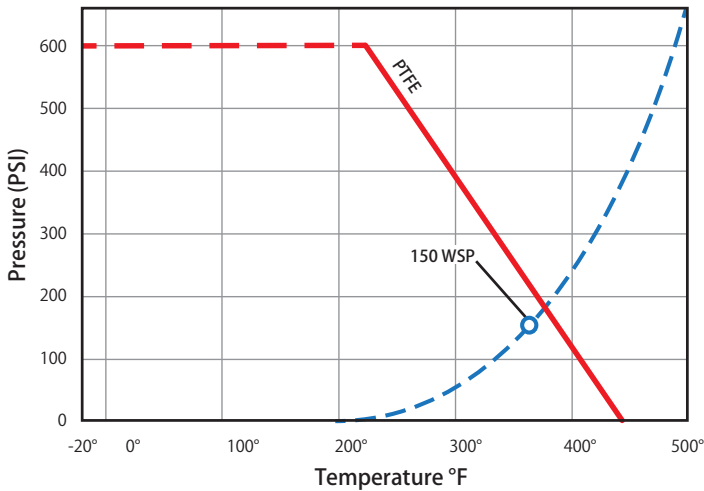
- Gland follower and single o-ring stem design
- Blow-out proof stem
- Cap and chain for easy drain & hose connection
- Heavy steel chain
- 100% leak tested
- Wetted surfaces contain less than .25% lead content

Approvals



- IAPMO Certified
 - NSF 61-8
 - NSF 372
 - Uniform Plumbing Code (cUPC)
 - IAPMO/ANSI Z1157-2014
 - NSF/ANSI 14-2014
- MSS SP-110
- ANSI B1.20.1
- ANSI B1.20.7

Valve Seat Rating 600 WOG - 150 WSP



Material Specifications

No.	Part	Materials
1	Body	Lead Free Brass - C46400
2	End Connection	Lead Free Brass - C46400
3	Ball	304 Stainless Steel
4	Seat (2)	PTFE
5	Stem	304 Stainless Steel
6	Packing	PTFE
7	Stem O-ring	Buna-N
8	Packing Gland	Lead Free Brass - C46400
9	Handle	Steel - Chrome Plated
10	Handle Nut	Steel - Chrome Plated
11	Lock Washer	Steel - Chrome Plated
12	Cap Washer	EPDM
13	Cap	Lead Free Brass - C46400
14	Chain	Steel - Chrome Plated

Dimensions

Part No.	Size	A	B	C	D
100-653G	1/2" x 3/4" Hose	3.15	1.48	3.54	0.51
100-654G	3/4" x 3/4" Hose	3.43	1.94	4.45	0.75

LIT-JV-C 072516

Lead Free Brass Ball Valve



**2 Piece • Full Port • Solder x Hose Connection • 600 WOG •
Stainless Steel Ball and Stem • with Cap and Chain**



S-100HSG

Features

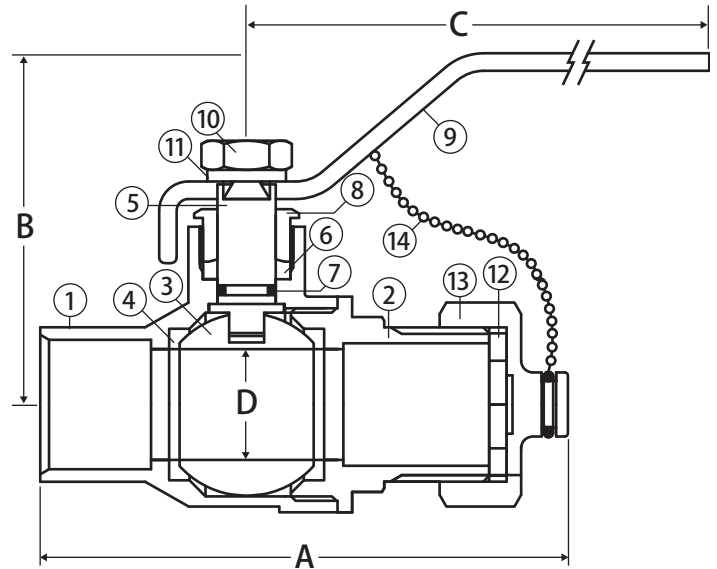
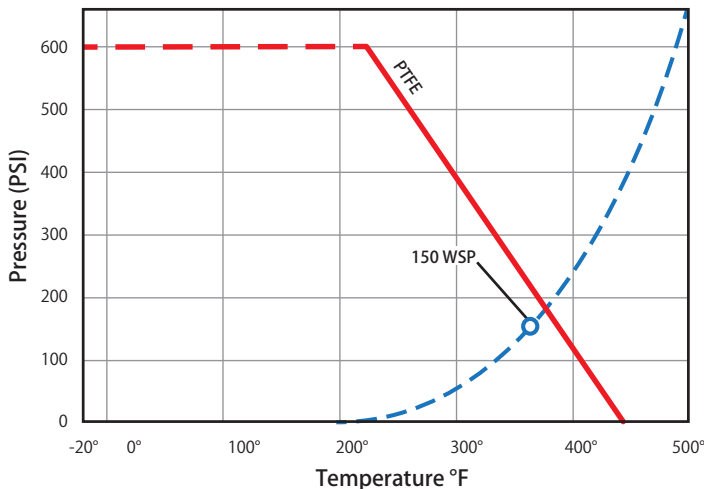
- Gland follower and single o-ring stem design
- Blow-out proof stem
- Cap and chain for easy drain & hose connection
- Heavy steel chain
- 100% leak tested
- Wetted surfaces contain less than .25% lead content

Approvals



- IAPMO Certified
 - NSF 61-8
 - NSF 372
 - Uniform Plumbing Code (cUPC)
 - IAPMO/ANSI Z1157-2014
 - NSF/ANSI 14-2014
- MSS SP-110
- ASME/ANSI B16.18
- ANSI B1.20.7

Valve Seat Rating 600 WOG - 150 WSP



Material Specifications

No.	Part	Materials
1	Body	Lead Free Brass - C46400
2	End Connection	Lead Free Brass - C46400
3	Ball	304 Stainless Steel
4	Seat (2)	PTFE
5	Stem	304 Stainless Steel
6	Packing	PTFE
7	Stem O-ring	Buna-N
8	Packing Gland	Lead Free Brass - C46400
9	Handle	Steel - Chrome Plated
10	Handle Nut	Steel - Chrome Plated
11	Lock Washer	Steel - Chrome Plated
12	Cap Washer	EPDM
13	Cap	Lead Free Brass - C46400
14	Chain	Steel - Chrome Plated

Dimensions

Part No.	Size	A	B	C	D
100-663G	1/2" x 3/4" Hose	3.07	1.48	3.54	0.51
100-664G	3/4" x 3/4" Hose	3.54	1.94	4.45	0.75

Lead Free Brass Ball Valve



**2 Piece • Full Port • Threaded Connection • Mini Valves •
600 WOG • Stainless Steel Ball and Stem**



100-397G 100-398G 100-399G 100-400G



100-397THG 100-398THG 100-399THG 100-400THG
T-83CG

Features

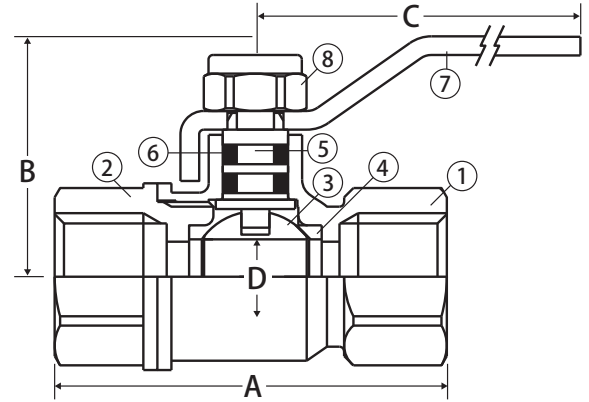
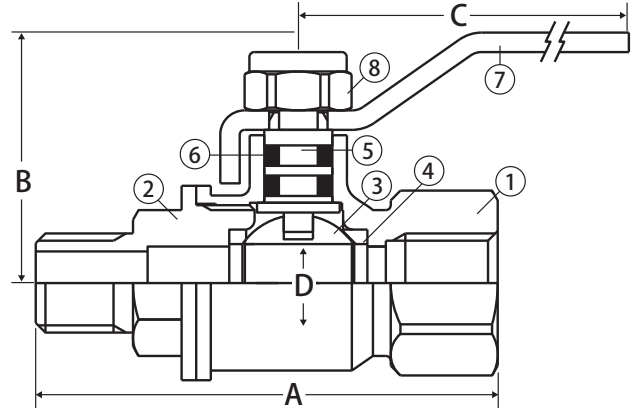
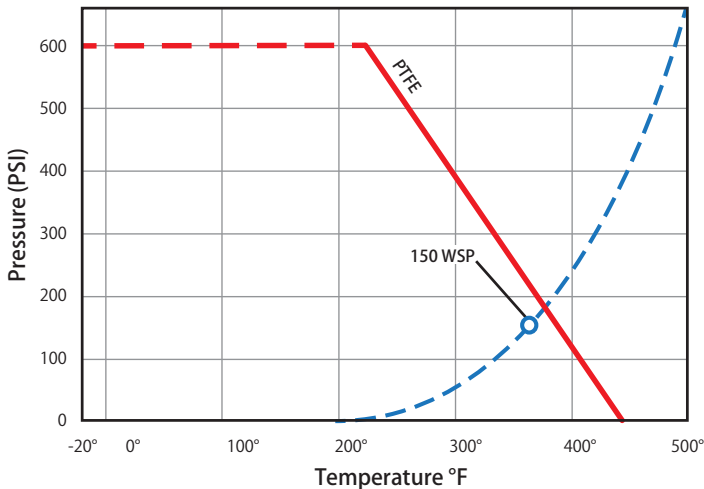
- Large raised wrench flats
- 100% leak tested
- Wetted surfaces contain less than .25% lead content

Approvals



- IAPMO Certified
 - NSF 61-8
 - NSF 372
 - Uniform Plumbing Code (cUPC)
 - IAPMO/ANSI Z1157-2014
 - NSF/ANSI 14-2014
- MSS SP-110
- ANSI B1.20.1

Valve Seat Rating 600 WOG - 150 WSP



Material Specifications

No.	Part	Materials
1	Body	Lead Free Brass - C46400
2	End Connection	Lead Free Brass - C46400
3	Ball	304 Stainless Steel
4	Seat (2)	PTFE
5	Stem	304 Stainless Steel
6	Stem O-ring (2)	Buna-N
7	Handle*	Steel - Chrome Plated or Aluminum
8	Handle Nut / Screw*	Steel - Chrome Plated

*Material depends on handle selection

Dimensions

Part No.	Size	A	B	C	D
Lever Handle					
100-397G	1/8" FIP x 1/8" MIP	1.90	1.07	1.77	0.28
100-398G	1/4" FIP x 1/8" MIP	1.93	1.07	1.77	0.28
100-399G	1/4" FIP x 1/4" MIP	2.01	1.07	1.77	0.28
100-400G	1/4" FIP x 1/4" FIP	1.65	1.07	1.77	0.28

T-Handle

100-397THG	1/8" FIP x 1/8" MIP	1.90	1.10	1.33	0.28
100-398THG	1/4" FIP x 1/8" MIP	1.93	1.10	1.33	0.28
100-399THG	1/4" FIP x 1/4" MIP	2.01	1.10	1.33	0.28
100-400THG	1/4" FIP x 1/4" FIP	1.65	1.10	1.33	0.28

LT-JV-C 072516

Lead Free Dielectric Unions

Brass Solder x Galvanized • 250 PSI



Solder x FIP

Reducing
Solder x FIP

Solder x MIP

Brass Solder x Galvanized

Features

- Prevents accelerated corrosion
- -20°F to 180°F - Buna Seats
- Wetted surfaces contain less than .25% lead content

Approvals

- Lead Free Compliant
- Meets ANSI B16.39
- ANSI B1.20.1
- ASME/ANSI B16.18

Pressure Ratings

- 250 PSI

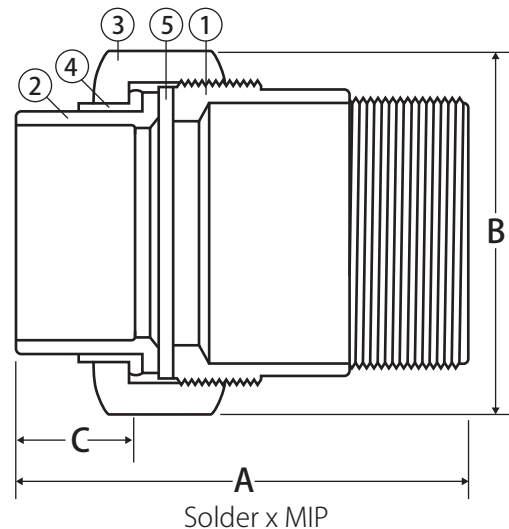
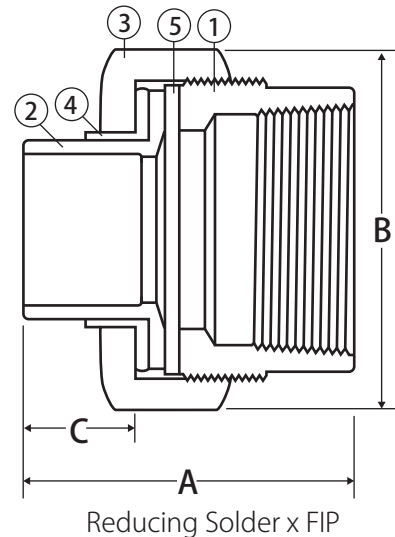
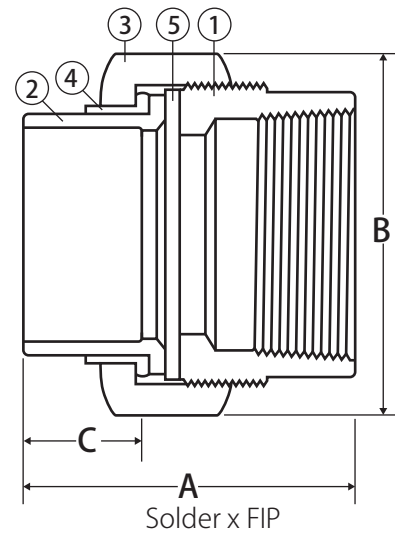
Material Specifications

No.	Part	Materials
1	Body	Steel - Zinc Plated
2	Tail Piece	Lead Free Brass
3	Union Nut	Steel - Zinc Plated
4	Dielectric Ring	Nylon 66
5	Gasket*	Buna-N

*Teflon available if specified

Dimensions


Part No.	Size	A	B	C
Solder x FIP				
701-103G	1/2" SWT x 1/2" FIP	1.87	1.61	0.65
701-104G	3/4" SWT x 3/4" FIP	2.11	1.83	0.79
701-105G	1" SWT x 1" FIP	2.34	2.15	0.86
701-106G	1-1/4" SWT x 1-1/4" FIP	2.50	2.59	0.94
701-107G	1-1/2" SWT x 1-1/2" FIP	2.79	2.95	1.11
701-108G	2" SWT x 2" FIP	3.09	3.75	1.32
Reducing Solder x FIP				
701-204G	1/2" SWT x 3/4" FIP	1.95	1.83	0.65
Solder x MIP				
701-303G	1/2" SWT x 1/2" MIP	2.85	1.61	0.65
701-304G	3/4" SWT x 3/4" MIP	3.01	1.83	0.79
701-305G	3/4" SWT x 1/2" MIP	2.62	1.83	0.65
701-306G	1" SWT x 1" MIP	3.18	2.15	0.86



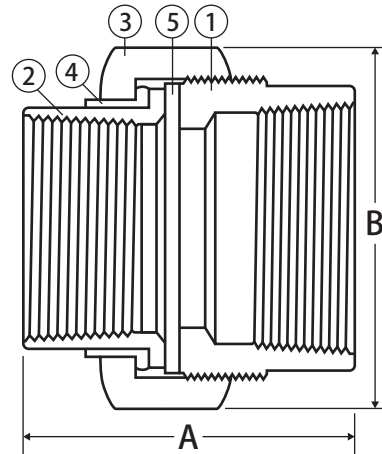
Lead Free Brass Dielectric Unions



Brass FIP x Galvanized FIP • 250 PSI



Brass FIP x Galvanized FIP



Features

- Prevents accelerated corrosion
- -20°F to 180°F - Buna Seats
- Wetted surfaces contain less than .25% lead content

Approvals

- Lead Free Compliant
- Meets ANSI B16.39
- ANSI B1.20.1
- ASME/ANSI B16.18

Pressure Ratings

- 250 PSI

Material Specifications

No.	Part	Materials
1	Body	Steel - Zinc Plated
2	Tail Piece	Lead Free Brass
3	Union Nut	Steel - Zinc Plated
4	Dielectric Ring	Nylon 66
5	Gasket*	Buna-N

*Teflon available if specified

Dimensions

Part No.	Size	A	B	C
701-503G	1/2" FIP x 1/2" FIP	2.14	1.61	0.72
701-504G	3/4" FIP x 3/4" FIP	2.21	1.83	0.72
701-505G	1" FIP x 1" FIP	2.54	2.58	0.85

LT-JV-C 072516

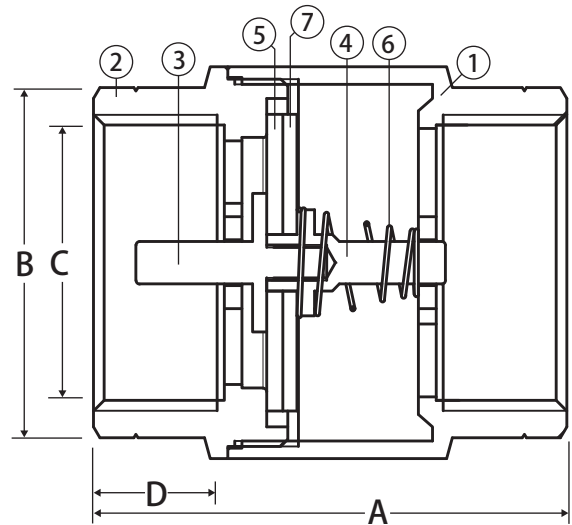
Lead Free Brass Inline Check Valve

Jomar VALVE LEAD FREE

Threaded Connection • 300 WOG • Class 150



T-521G



Features

- Forged Lead Free Brass Body
- Bubble tight Teflon seal
- Wetted surfaces contain less than .25% lead content

Approvals

- Lead Free Compliant
- ANSI B1.20.1

Pressure/Temperature Rating

- 300WOG
- Max. 250°F

Material Specifications

No.	Part	Materials
1	Body	Lead Free Brass
2	Tailpiece	Lead Free Brass
3	Disc Holder 1	Lead Free Brass
4	Disc Holder 2	Lead Free Brass
5	Disc	PTFE
6	Spring	304 Stainless Steel

Dimensions

Part No.	Size	A	B	C	D
105-603G	1/2"	1.28	1.91	0.50	0.49
105-604G	3/4"	1.54	2.06	0.75	0.59
105-605G	1"	1.77	2.30	1.00	0.59
105-606G	1-1/4"	2.17	2.64	1.25	0.73
105-607G	1-1/2"	2.34	2.74	1.50	0.71
105-608G	2"	3.15	3.31	2.00	0.83

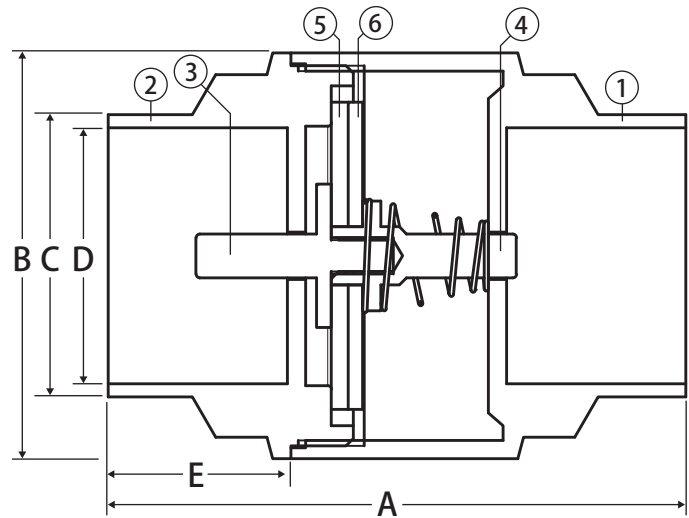
Lead Free Brass Inline Check Valve

Jomar VALVE LEAD FREE

Solder Connection • 300 WOG • Class 150



T-521G



Features

- Forged Lead Free Brass Body
- Bubble tight Teflon seal
- Wetted surfaces contain less than .25% lead content

Approvals

- Lead Free Compliant
- ASME B16.18

Pressure/Temperature Rating

- 300 WOG
- Max. 250°F

Material Specifications

No.	Part	Materials
1	Body	Lead Free Brass
2	Tailpiece	Lead Free Brass
3	Disc Holder 1	Lead Free Brass
4	Disc Holder 2	Lead Free Brass
5	Disc	PTFE
6	Spring	304 Stainless Steel

Dimensions

Part No.	Size	A	B	C	D	E
105-613G	1/2"	1.28	1.91	0.50	0.49	0.74
105-614G	3/4"	1.54	2.06	0.75	0.59	0.77
105-615G	1"	1.77	2.30	1.00	0.59	0.89
105-616G	1-1/4"	2.17	2.64	1.25	0.73	0.94
105-617G	1-1/2"	2.34	2.74	1.50	0.71	1.06
105-618G	2"	3.15	3.31	2.00	0.83	1.34

LT-JV-C 072516

Lead Free Brass Y-pattern Check Valve



Threaded Connection • 300 WOG • Class 150



T-511G

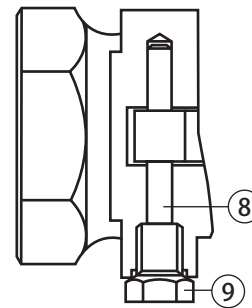
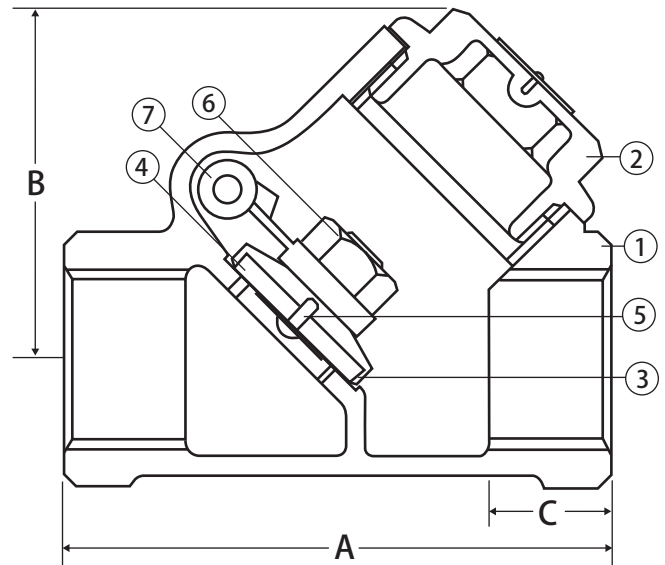
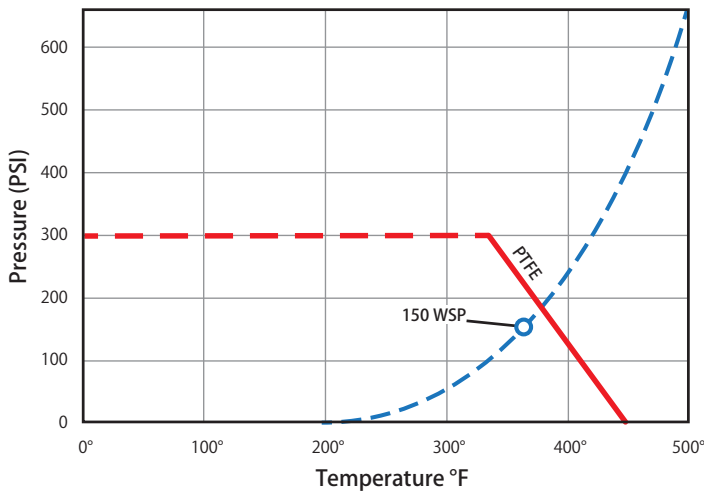
Features

- Can be installed in the vertical or horizontal positions
- Wetted surfaces contain less than .25% lead content

Approvals

- MSS SP-80
- IAPMO Certified
 - NSF 372
- ANSI B1.20.1

Valve Seat Rating 300 WOG - 150 WSP



Material Specifications

No.	Part	Materials
1	Body	Lead Free Brass
2	Cap	Lead Free Brass
3	Disc	Lead Free Brass
4	Seat	PTFE
5	Seat Screw	Lead Free Brass
6	Seat Nut	Lead Free Brass
7	Hinge Arm	Lead Free Brass
8	Hinge Pin	Lead Free Brass
9	Hinge Screw	Lead Free Brass

Dimensions

Part No.	Size	A	B	C
105-303G	1/2"	2.36	1.77	0.54
105-304G	3/4"	2.76	1.97	0.57
105-305G	1"	3.40	2.28	0.70
105-306G	1-1/4"	3.78	2.67	0.71
105-307G	1-1/2"	4.57	2.95	0.75
105-308G	2"	5.35	3.70	0.79

Lead Free Brass Y-pattern Check Valve



Solder Connection • 300 WOG • Class 150



S-511G

Features

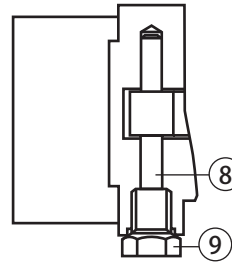
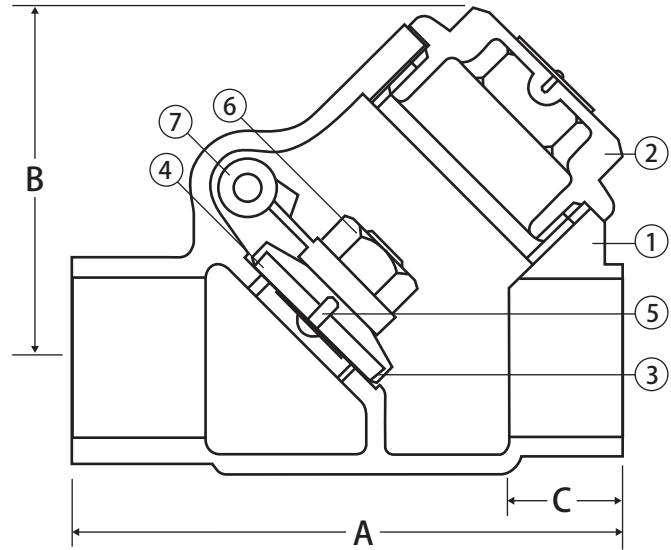
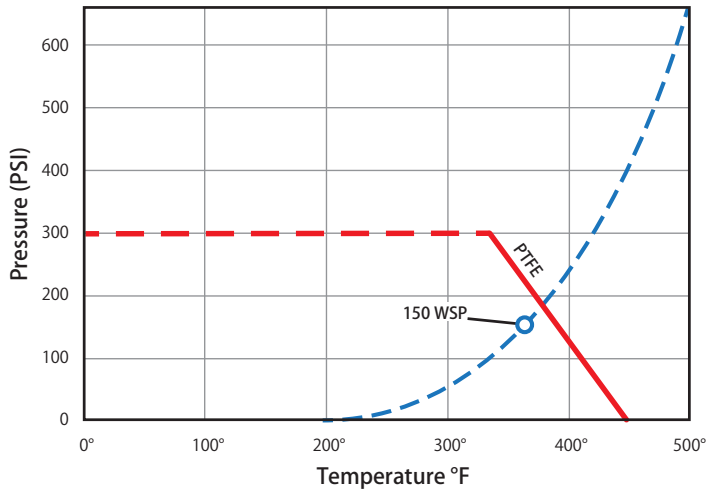
- Can be installed in the vertical or horizontal positions
- Wetted surfaces contain less than .25% lead content

Approvals

- MSS SP-80
- IAPMO Certified
 - NSF 372
- ASME/ANSI B16.18

Valve Seat Rating

300 WOG - 150 WSP



Material Specifications

No.	Part	Materials
1	Body	Lead Free Brass
2	Cap	Lead Free Brass
3	Disc	Lead Free Brass
4	Seat	PTFE
5	Seat Screw	Lead Free Brass
6	Seat Nut	Lead Free Brass
7	Hinge Arm	Lead Free Brass
8	Hinge Pin	Lead Free Brass
9	Hinge Screw	Lead Free Brass

Dimensions

Part No.	Size	A	B	C
105-403G	1/2"	2.60	1.77	0.50
105-404G	3/4"	3.39	1.97	0.75
105-405G	1"	4.09	2.28	0.91
105-406G	1-1/4"	4.72	2.67	0.97
105-407G	1-1/2"	5.39	2.95	1.09
105-408G	2"	6.69	3.70	1.34

LT-JV-C 072516

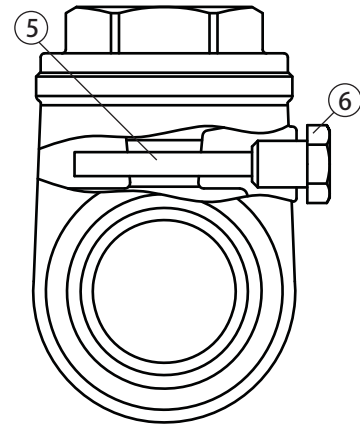
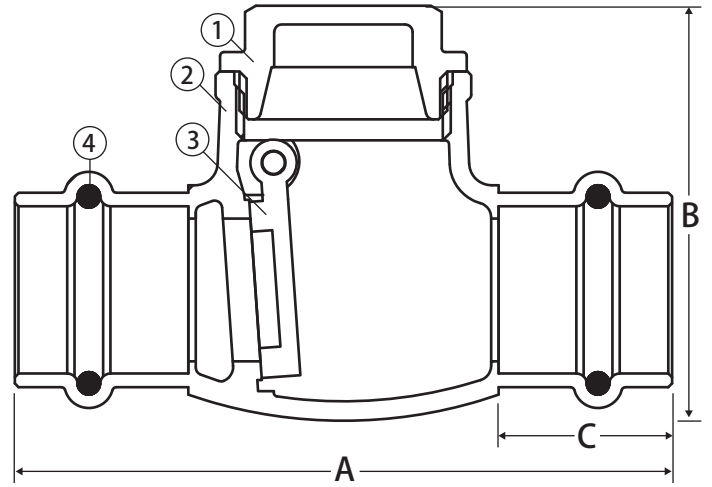
Lead Free Brass Horizontal Check Valve

Jomar VALVE LEAD FREE

Press Connection • 200 WOG



P-501G



Features

- One-piece body design
- EPDM o-ring seal
- Heavy pattern cast brass construction
- Lead free dezincification brass
- Metal to metal disc seal
- Wetted surfaces contain less than .25% lead content

Approvals

- Lead Free Compliant
- Conforms to IAPMO PS 117

Pressure Rating

- 200 WOG

Material Specifications

No.	Part	Materials
1	End Connection	Lead Free Brass - C87850
2	Body	Lead Free Brass - C87850
3	Disc	Lead Free Brass - C69300
4	O-ring	EPDM
5	Hinge Pin	Brass - C36000
6	Screw	Brass - C36000

Dimensions

Part No.	Size	A	B	C
105-003G	1/2"	2.97	2.10	0.75
105-004G	3/4"	3.50	2.27	0.93
105-005G	1"	3.75	2.59	0.95
105-006G	1-1/4"	4.13	3.12	0.98
105-007G	1-1/2"	5.32	3.40	1.36
105-008G	2"	6.06	4.10	1.56

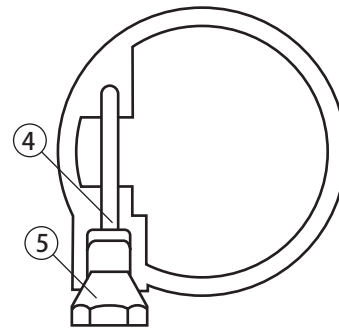
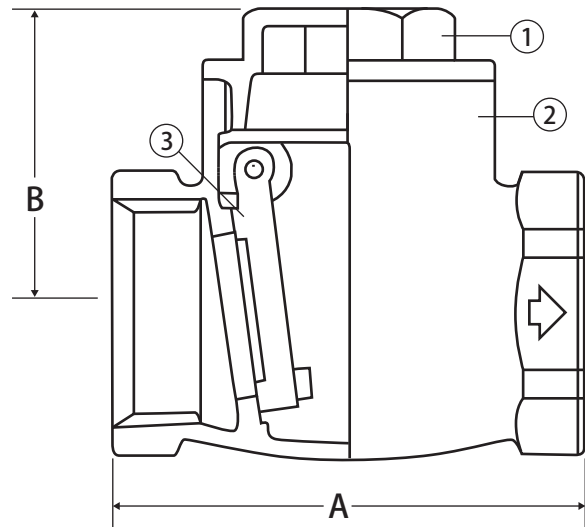
Lead Free Brass Horizontal Check Valve

Jomar VALVE LEAD FREE

Threaded Connection • 200 WOG • Class 125



T-501G



Features

- Residential and commercial applications
- Wetted surfaces contain less than .25% lead content

Approvals

- IAPMO Certified
 - NSF 372
- ANSI B1.20.1

Pressure Rating

- 200 WOG

Material Specifications

No.	Part	Materials
1	Cap	Lead Free Cast Brass
2	Body	Lead Free Cast Brass
3	Disc	Lead Free Forged Brass
4	Hinge Pin	Lead Free Brass
5	Screw	Lead Free Brass

Dimensions

Part No.	Size	A	B
105-103G	1/2"	2.13	1.54
105-104G	3/4"	2.33	1.62
105-105G	1"	2.72	1.77
105-106G	1-1/4"	3.11	2.01
105-107G	1-1/2"	3.51	2.25
105-108G	2"	4.30	2.68
105-109G	2-1/2"	5.32	3.35
105-110G	3"	6.30	3.86
105-111G	4"	7.49	4.53

LT-JV-C 072516

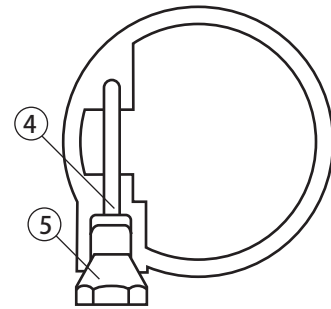
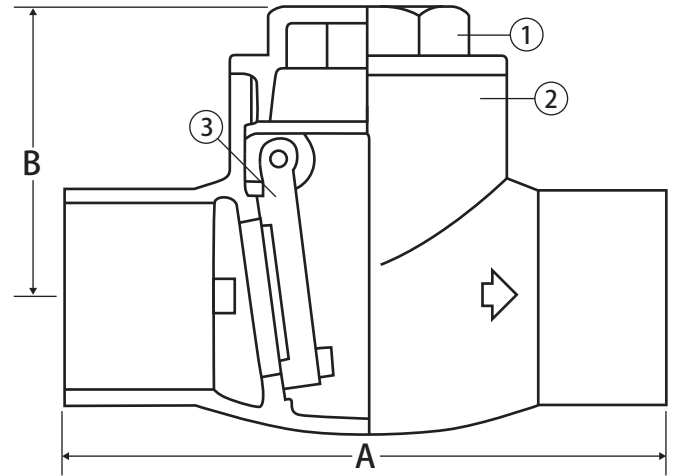
Lead Free Brass Horizontal Check Valve

Jomar VALVE LEAD FREE

Solder Connection • 200 WOG • Class 125



S-501G



Features

- Residential and commercial applications
- Wetted surfaces contain less than .25% lead content

Approvals

- IAPMO Certified
 - NSF 372
- ASME/ANSI B16.18

Pressure Rating

- 200 WOG

Material Specifications

No.	Part	Materials
1	Cap	Lead Free Cast Brass
2	Body	Lead Free Cast Brass
3	Disc	Lead Free Forged Brass
4	Hinge Pin	Lead Free Brass
5	Screw	Lead Free Brass

Dimensions

Part No.	Size	A	B
105-203G	1/2"	2.52	1.54
105-204G	3/4 "	3.11	1.62
105-205G	1"	3.90	1.77
105-206G	1-1/4"	4.37	2.01
105-207G	1-1/2"	4.96	2.25
105-208G	2"	5.99	2.68
105-209G	2-1/2"	6.48	3.53
105-210G	3"	7.52	4.02

Lead Free Brass Gate Valve



Non-rising Stem • Threaded Connection • 200 WOG



T-301G

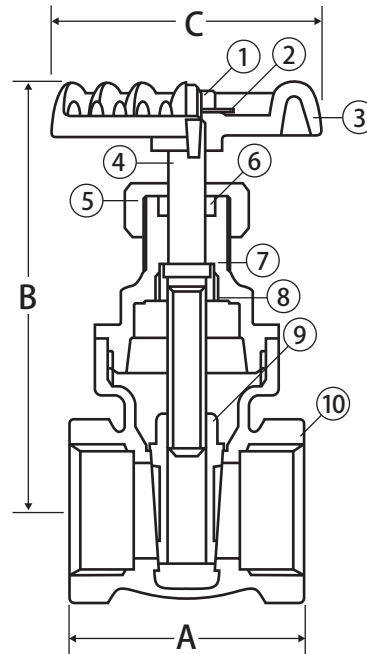
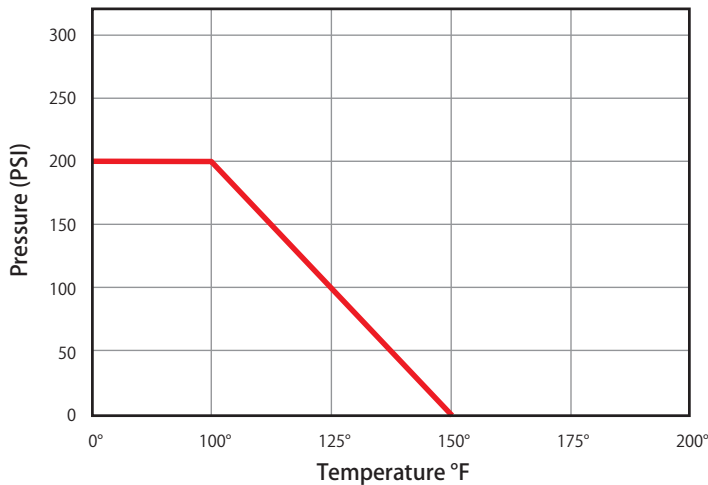
Features

- Manufactured in ISO-9001 facility
- Solid wedge gate
- Wetted surfaces contain less than .25% lead content

Approvals

- IAPMO Certified
 - NSF 372
- ANSI B1.20.1

Pressure Rating 200 WOG



Material Specifications

No.	Part	Materials
1	Handle Nut	Steel
2	Name Plate	Aluminum
3	Hand Wheel	Cast Iron
4	Stem	Lead Free Brass
5	Packing Nut	Lead Free Brass
6	Gland Packing	Buna-N
7	Bonnet	Cast Brass
8	Lock Nut	Lead Free Brass
9	Disc	Lead Free Cast Brass
10	Body	Lead Free Cast Brass

Dimensions

Part No.	Size	A	B	C
103-301G	1/4"	1.62	2.76	2.13
103-302G	3/8"	1.62	2.76	2.13
103-303G	1/2"	1.69	2.84	2.13
103-304G	3/4"	1.85	3.31	2.13
103-305G	1"	2.17	3.94	2.52
103-306G	1-1/4"	2.40	4.57	2.75
103-307G	1-1/2"	2.44	4.93	3.13
103-308G	2"	2.84	6.03	3.27

LT-JV-C 072516

Lead Free Brass Gate Valve

Non-rising Stem • Solder Connection • 200 WOG



S-301G

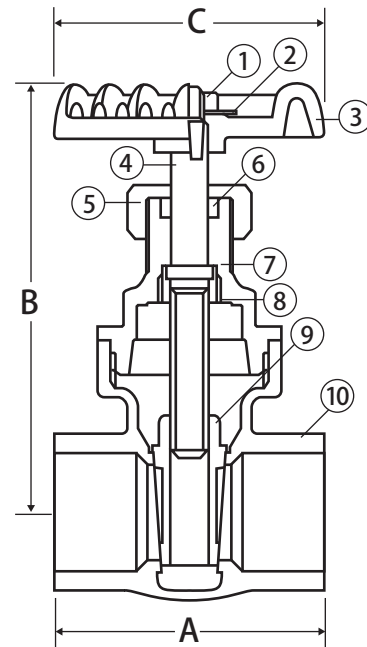
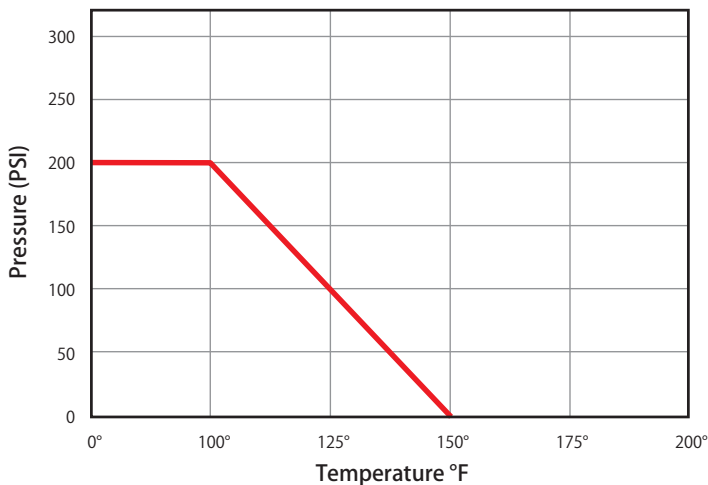
Features

- Manufactured in ISO-9001 facility
- Solid wedge gate
- Wetted surfaces contain less than .25% lead content

Approvals

- IAPMO Certified
 - NSF 372
- ASME/ANSI B16.18

Pressure Rating 200 WOG



Material Specifications

No.	Part	Materials
1	Handle Nut	Steel
2	Name Plate	Aluminum
3	Hand Wheel	Cast Iron
4	Stem	Lead Free Brass
5	Packing Nut	Lead Free Brass
6	Gland Packing	Buna-N
7	Bonnet	Cast Brass
8	Lock Nut	Lead Free Brass
9	Disc	Lead Free Cast Brass
10	Body	Lead Free Cast Brass

Dimensions

Part No.	Size	A	B	C
103-403G	1/2"	1.77	2.84	2.13
103-404G	3/4"	2.32	3.31	2.13
103-405G	1"	2.76	3.86	2.40
103-406G	1-1/4"	2.88	4.57	3.03
103-407G	1-1/2"	3.19	4.93	3.03
103-408G	2"	3.90	6.03	3.27

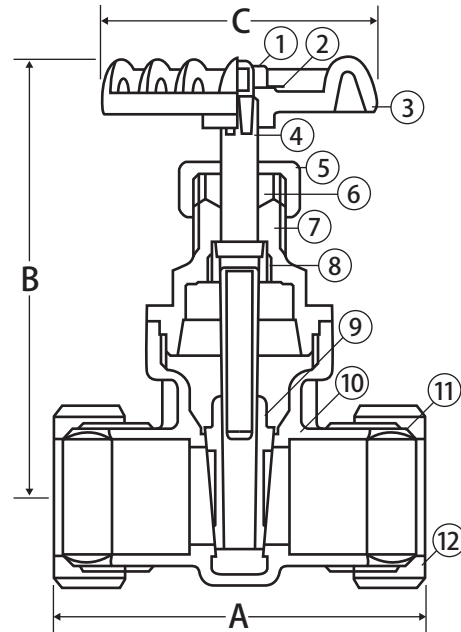
Lead Free Brass Gate Valve



Non-rising Stem • Compression Connection • 200 WOG



T-302G



Features

- Manufactured in ISO-9001 facility
- Solid wedge gate
- Wetted surfaces contain less than .25% lead content

Approvals

- IAPMO Certified
 - NSF 372

Pressure Rating

- 200 WOG

Material Specifications

No.	Part	Materials
1	Handle Nut	Steel
2	Name Plate	Aluminum
3	Hand Wheel	Cast Iron
4	Stem	Lead Free Brass
5	Packing Nut	Lead Free Brass
6	Gland Packing	Buna-N
7	Bonnet	Cast Brass
8	Lock Nut	Lead Free Brass
9	Disc	Lead Free Cast Brass
10	Body	Lead Free Cast Brass
11	Compression Ring	Brass Tube
12	Compression Nut	Lead Free Cast Brass

Dimensions

Part No.	Size	A	B	C
103-423G	1/2"	2.72	2.84	2.13
103-424G	3/4"	2.96	3.31	2.13
103-425G	1"	3.27	3.86	2.41

LT-JV-C 072516

Lead Free Brass Boiler Drain

Threaded Male Connection • 125 WOG



T-621G

Features

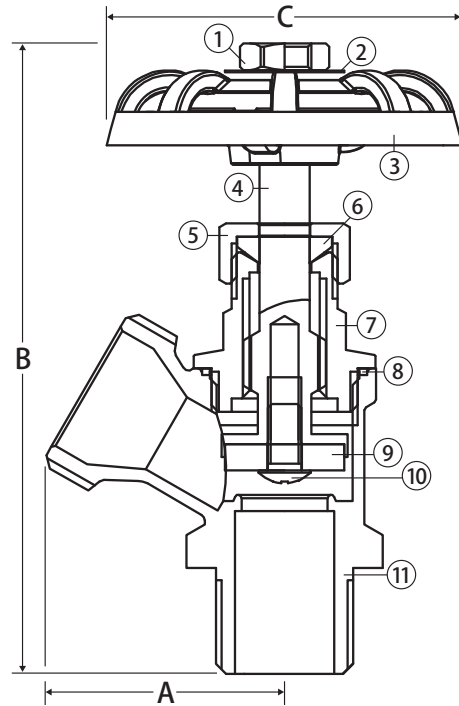
- Manufactured in ISO-9001 facility
- Heavy pattern brass
- Wetted surfaces contain less than .25% lead content

Approvals

- NSF/ANSI 372
- NSF/ANSI 61-8
- NSF/ANSI 14
- Uniform Plumbing Code (cUPC)

Pressure Rating

- 125 WOG



Material Specifications

No.	Part	Materials
1	Handle Nut	Steel
2	Name Plate	Aluminum
3	Hand Wheel	Cast Iron
4	Stem	Lead Free Brass
5	Packing Nut	Lead Free Brass
6	Gland Packing	Buna-N
7	Bonnet	Lead Free Brass
8	Body	Lead Free Brass
9	Seat Packing	Buna-N
10	Seat Screw	SS304 Stainless Steel

Dimensions

Part No.	Size	A	B	C
201-003G	1/2"	1.58	3.59	2.13
201-004G	3/4"	1.58	3.70	2.13

Lead Free Brass Boiler Drain

Threaded Female Connection • 125 WOG



T-622G

Features

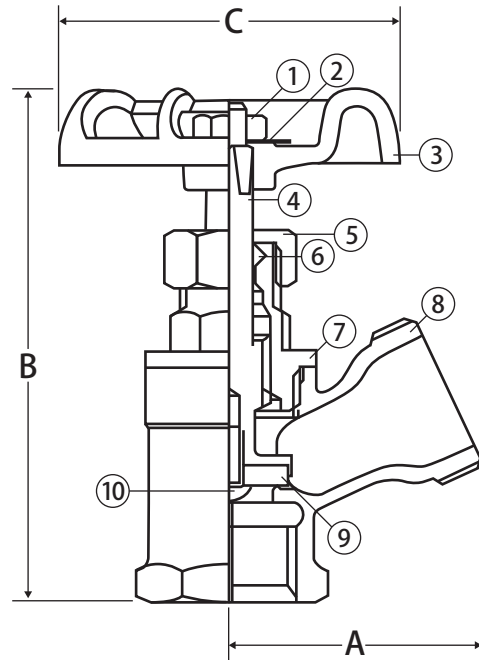
- Manufactured in ISO-9001 facility
- Heavy pattern brass
- Wetted surfaces contain less than .25% lead content

Approvals

- NSF/ANSI 372
- NSF/ANSI 61-8
- NSF/ANSI 14
- Uniform Plumbing Code (cUPC)

Pressure Rating

- 125 WOG



Material Specifications

No.	Part	Materials
1	Handle Nut	Steel
2	Name Plate	Aluminum
3	Hand Wheel	Cast Iron
4	Stem	Lead Free Brass
5	Packing Nut	Lead Free Brass
6	Gland Packing	Buna-N
7	Bonnet	Lead Free Cast Brass
8	Body	Lead Free Cast Brass
9	Seat Packing	Buna-N
10	Seat Screw	Lead Free Brass

Dimensions

Part No.	Size	A	B	C
201-103G	1/2"	1.58	3.31	2.13
201-104G	3/4"	1.58	3.35	2.13

LT-JV-C 072516

Lead Free Brass Boiler Drain

Compression Connection • 125 WOG



T-623G

Features

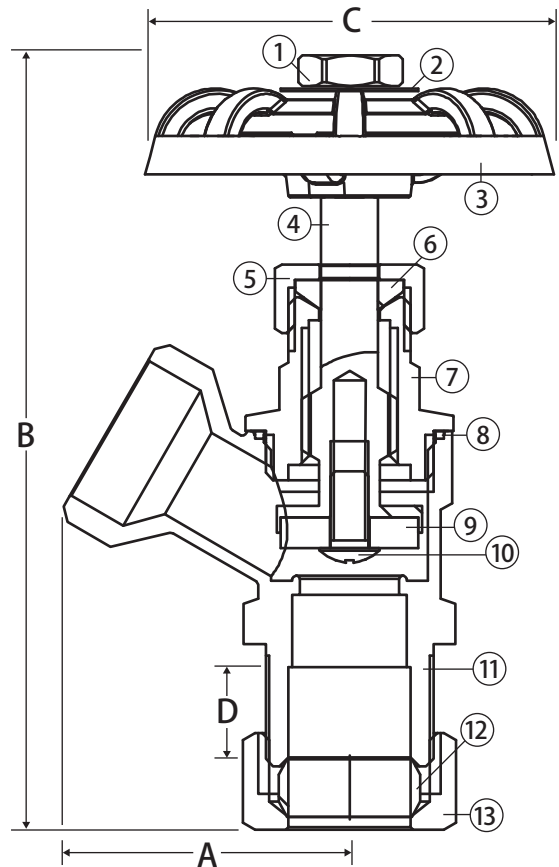
- Manufactured in ISO-9001 facility
- Wetted surfaces contain less than .25% lead content

Approvals

- Lead Free Compliant
- ANSI B1.20.7

Pressure Rating

- 125 WOG



Material Specifications

No.	Part	Materials
1	Nut	304 Stainless Steel
2	Nameplate	Aluminum
3	Handle Wheel	Cast Iron
4	Stem	Lead Free Brass C46500
5	Compression Nut	Brass C37700
6	Gasket	PTFE
7	Bonnet	Lead Free Brass C46500
8	Gasket	PTFE
9	Seal Gasket	EPDM
10	Screw	304 Stainless Steel
11	Body	Lead Free Brass C46500
12	Olive	Lead Free Brass H62
13	Nut	Brass C37700

Dimensions

Part No.	Size	A	B (Open)	C	D
201-113G	1/2"	1.50	4.05	2.10	0.51

Lead Free Brass Boiler Drain



Crimp PEX Connection • 125 WOG



T-624G

Features

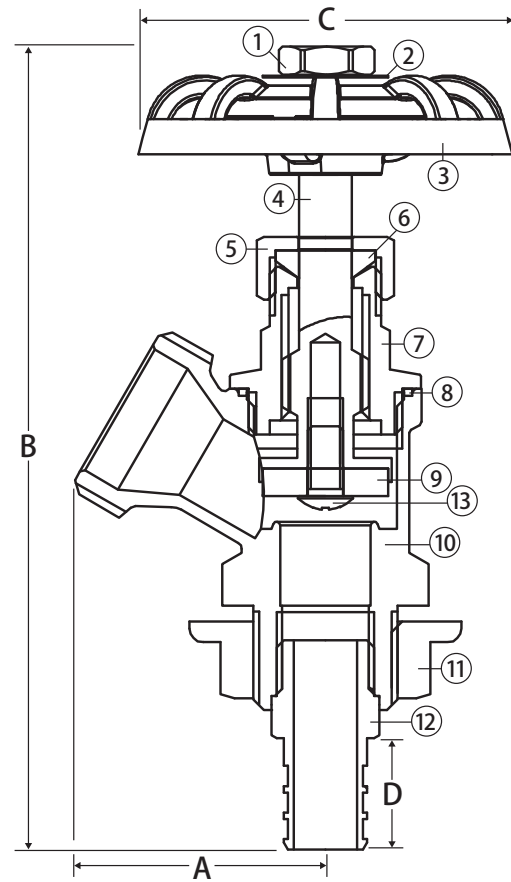
- Manufactured in ISO-9001 facility
- Wetted surfaces contain less than .25% lead content

Approvals

- Lead Free Compliant
- ANSI B1.20.7
- ASTM FM1807

Pressure Rating

- 125 WOG



Material Specifications

No.	Part	Materials
1	Nut	304 Stainless Steel
2	Nameplate	Aluminum
3	Handle Wheel	Cast Iron
4	Stem	Lead Free Brass C46500
5	Compression Nut	Brass C37700
6	Gasket	PTFE
7	Bonnet	Lead Free Brass C46500
8	Gasket	PTFE
9	Seal Gasket	EPDM
10	Body	Lead Free Brass C46500
11	Plastic Nut	ABS Plastic
12	PEX End Connection	Lead Free Brass C46500
13	Screw	304 Stainless Steel

Dimensions

Part No.	Size	A	B (Open)	C	D
201-123G	1/2"	1.50	4.61	2.10	0.63

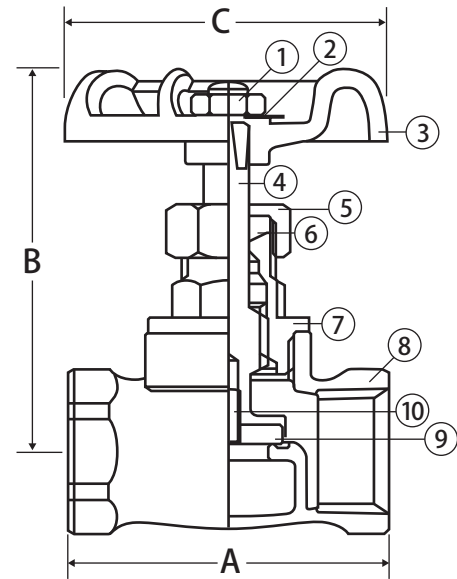
LT-JV-C 072516

Lead Free Brass Stop Valve

Threaded Connection • 200 WOG



T-601G



FEATURES

Features

- Manufactured in ISO-9001 facility
- Wetted surfaces contain less than .25% lead content

Approvals

- IAPMO Certified
 - NSF 372
- ANSI B1.20.1

Pressure Rating

- 200 WOG

Material Specifications

No.	Part	Materials
1	Handle Nut	Steel
2	Name Plate	Aluminum
3	Hand Wheel	Cast Iron
4	Stem	Lead Free Brass
5	Packing Nut	Lead Free Brass
6	Gland Packing	Buna-N
7	Bonnet	Lead Free Cast Brass
8	Body	Lead Free Cast Brass
9	Seat Packing	Buna-N
10	Seat Screw	Lead Free Brass

Dimensions

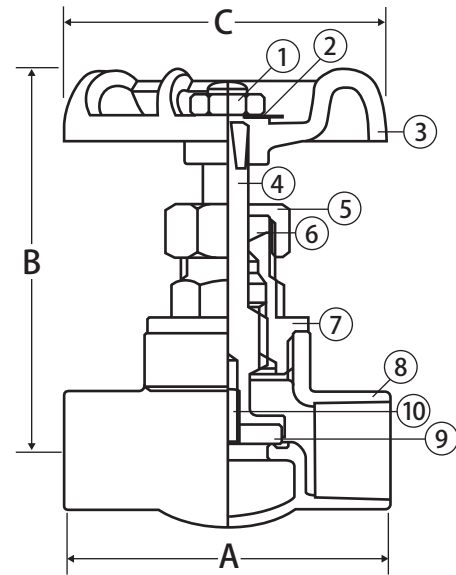
Part No.	Size	A	B	C
200-003G	1/2"	2.13	2.64	2.13
200-004G	3/4"	2.17	2.64	2.13

Lead Free Brass Stop Valve

Solder Connection • 200 WOG



S-601G



Features

- Manufactured in ISO-9001 facility
- Wetted surfaces contain less than .25% lead content

Approvals

- IAPMO Certified
 - NSF 372
- ASME/ANSI B16.18

Pressure Rating

- 200 WOG

Material Specifications

No.	Part	Materials
1	Handle Nut	Steel
2	Name Plate	Aluminum
3	Hand Wheel	Cast Iron
4	Stem	Lead Free Brass
5	Packing Nut	Lead Free Brass
6	Gland Packing	Buna-N
7	Bonnet	Lead Free Cast Brass
8	Body	Lead Free Cast Brass
9	Seat Packing	Buna-N
10	Seat Screw	Lead Free Brass

Dimensions

Part No.	Size	A	B	C
200-103G	1/2"	2.17	2.64	2.13
200-104G	3/4"	2.72	2.64	2.13

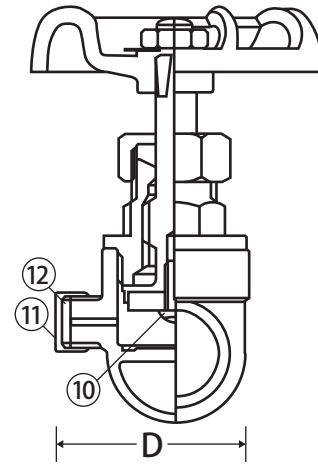
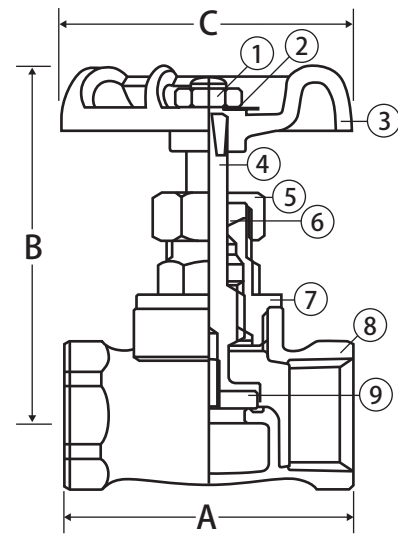
LT-JV-C 072516

Lead Free Brass Stop & Waste Valve

Threaded Connection • 200 WOG



T-611G



Features

- Manufactured in ISO-9001 facility
- Wetted surfaces contain less than .25% lead content

Approvals

- IAPMO Certified
 - NSF 372
- ANSI B1.20.1

Pressure Rating

- 200 WOG

Material Specifications

No.	Part	Materials
1	Handle Nut	Steel
2	Name Plate	Aluminum
3	Hand Wheel	Cast Iron
4	Stem	Lead Free Brass
5	Packing Nut	Lead Free Brass
6	Gland Packing	Buna-N
7	Bonnet	Lead Free Cast Brass
8	Body	Lead Free Cast Brass
9	Seat Packing	Buna-N
10	Seat Screw	Lead Free Brass
11	Drain Cap	Lead Free Brass
12	Drain Packing	Buna-N

Dimensions

Part No.	Size	A	B	C	D
200-203G	1/2"	2.13	2.64	2.13	0.91
200-204G	3/4"	2.17	2.64	2.13	0.99

Lead Free Brass Stop & Waste Valve

Jomar VALVE LEAD FREE

Solder Connection • 200 WOG



S-611G

Features

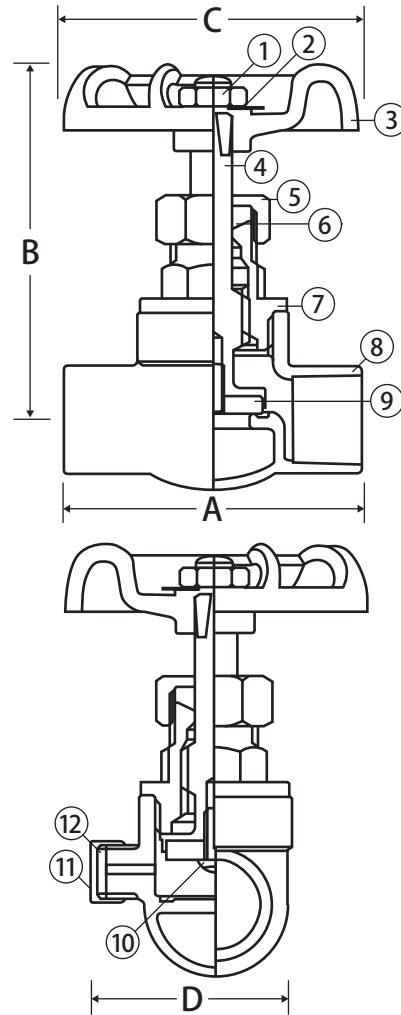
- Manufactured in ISO-9001 facility
- Wetted surfaces contain less than .25% lead content

Approvals

- IAPMO Certified
 - NSF 372
- ASME/ANSI B16.18

Pressure Rating

- 200 WOG



Material Specifications

No.	Part	Materials
1	Handle Nut	Steel
2	Name Plate	Aluminum
3	Hand Wheel	Cast Iron
4	Stem	Lead Free Brass
5	Packing Nut	Lead Free Brass
6	Gland Packing	Buna-N
7	Bonnet	Lead Free Cast Brass
8	Body	Lead Free Cast Brass
9	Seat Packing	Buna-N
10	Seat Screw	Lead Free Brass
11	Drain Cap	Lead Free Brass
12	Drain Packing	Buna-N

Dimensions

Part No.	Size	A	B	C	D
200-303G	1/2"	2.17	2.64	2.13	0.91
200-304G	3/4"	2.72	2.64	2.13	0.99

LT-JV-C 072516

Lead Free Brass Stop & Waste Valve

Compression Connection • 200 WOG



T-612G

Features

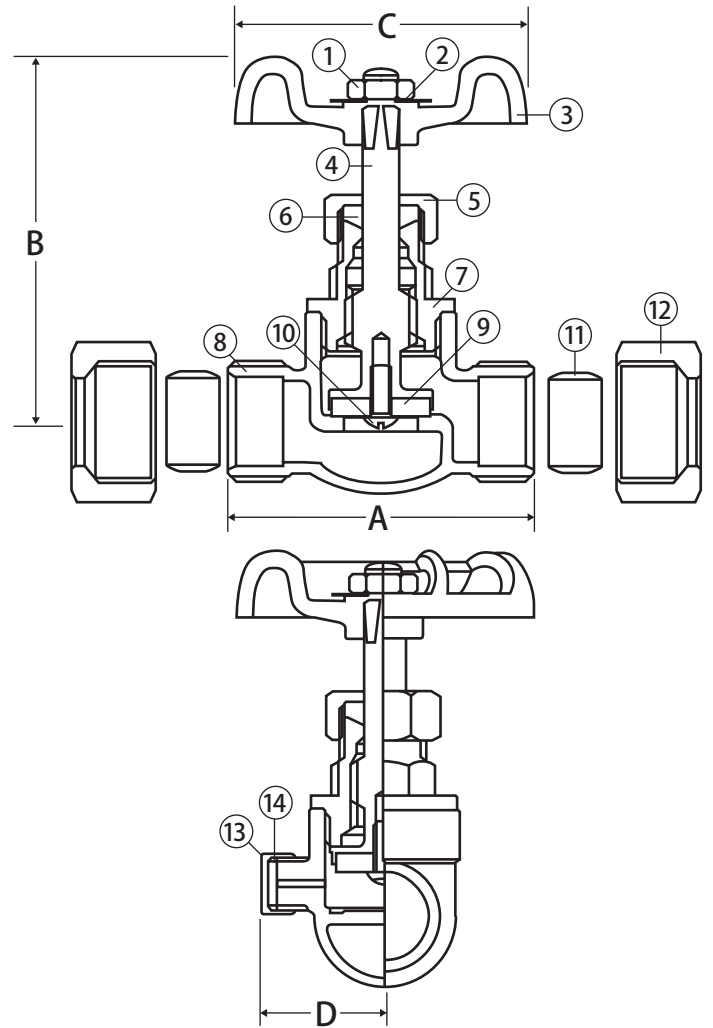
- Manufactured in ISO-9001 facility
- Wetted surfaces contain less than .25% lead content

Approvals

- IAPMO Certified
 - NSF 372

Pressure Rating

- 200 WOG



Material Specifications

No.	Part	Materials
1	Handle Nut	Steel
2	Name Plate	Aluminum
3	Hand Wheel	Cast Iron
4	Stem	Lead Free Brass
5	Packing Nut	Lead Free Brass
6	Gland Packing	Buna-N
7	Bonnet	Lead Free Cast Brass
8	Body	Lead Free Cast Brass
9	Seat Packing	Buna-N
10	Seat Screw	Lead Free Brass
11	Compression Ring	Brass Tube
12	Compression Nut	Lead Free Cast Brass
13	Drain Cap	Lead Free Brass
14	Drain Packing	Buna-N

Dimensions

Part No.	Size	A	B	C	D
200-313G	1/2"	2.21	2.64	2.13	0.91
200-314G	3/4"	2.36	2.64	2.13	0.99

Lead Free Brass Sillcock

Female Threaded Connection • 125 WOG



T-641G

Features

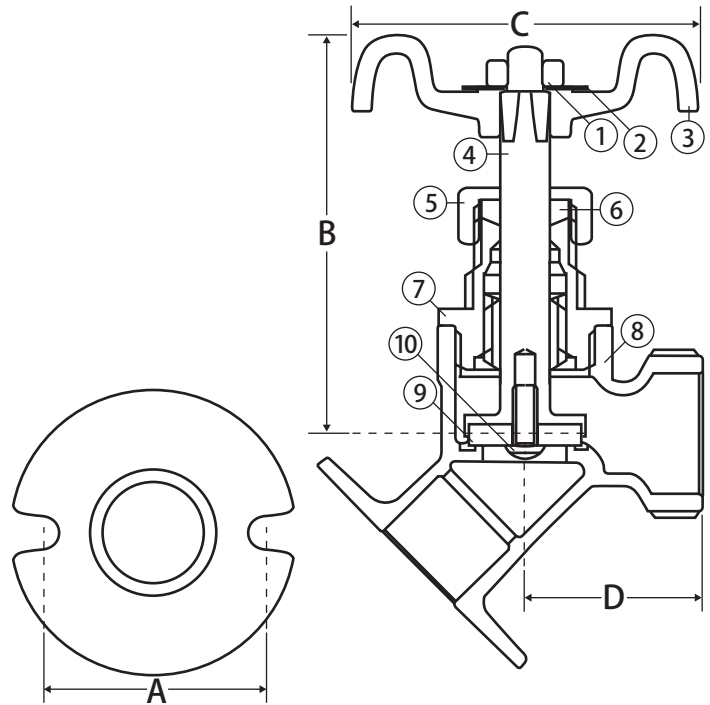
- Manufactured in ISO-9001 facility
- 3/4" hose thread outlet
- Wetted surfaces contain less than .25% lead content

Approvals

- Lead Free Compliant
- ANSI B1.20.1
- ANSI B1.20.7

Pressure Rating

- 125 WOG



Material Specifications

No.	Part	Materials
1	Handle Nut	Steel
2	Name Plate	Aluminum
3	Handle Wheel	Cast Iron
4	Stem	Lead Free Brass
5	Packing Nut	Lead Free Brass
6	Gland Packing	Buna-N
7	Bonnet	Lead Free Cast Brass
8	Body	Lead Free Cast Brass
9	Seat Packing	Buna-N
10	Seat Screw	Lead Free Brass

Dimensions

Part No.	Size	A	B	C	D
202-003G	1/2"	1.10	2.52	2.13	1.38
202-004G	3/4"	1.10	2.52	2.13	1.62

LIT-JV-C 072516

Lead Free Brass Sillcock

Solder Connection • 125 WOG



S-641G

Features

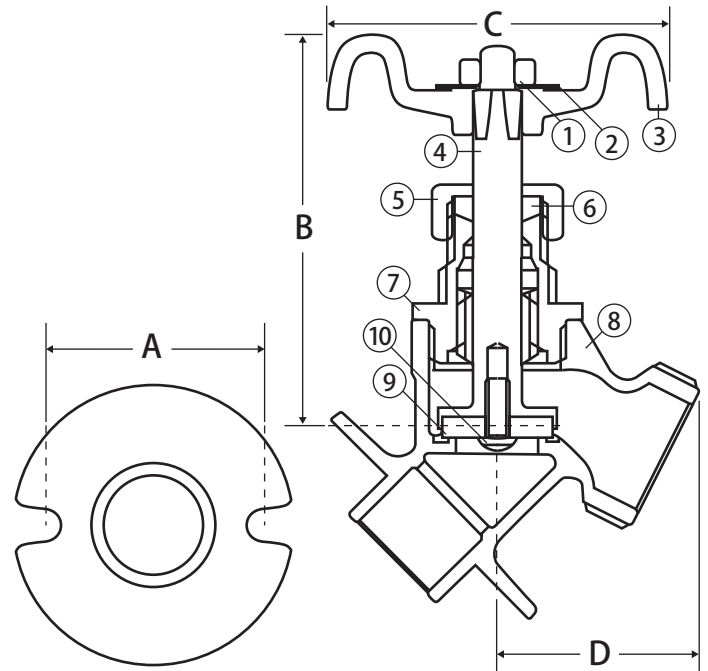
- Manufactured in ISO-9001 facility
- 3/4" hose thread outlet
- Wetted surfaces contain less than .25% lead content

Approvals

- Lead Free Compliant
- ASME/ANSI B16.18
- ANSI B1.20.7

Pressure Rating

- 125 WOG



Material Specifications

No.	Part	Materials
1	Handle Nut	Steel
2	Name Plate	Aluminum
3	Handle Wheel	Cast Iron
4	Stem	Lead Free Brass
5	Packing Nut	Lead Free Brass
6	Gland Packing	Buna-N
7	Bonnet	Lead Free Cast Brass
8	Body	Lead Free Cast Brass
9	Seat Packing	Buna-N
10	Seat Screw	Lead Free Brass

Dimensions

Part No.	Size	A	B	C	D
202-103G	1/2"	1.10	2.52	2.13	1.38
202-104G	3/4"	1.10	2.52	2.13	1.62

Lead Free Brass Hose Bibb Ball Valve LEAD FREE

Nickel Plated • Threaded Connections • Quarter Turn • 200 WOG



T-632G

Features

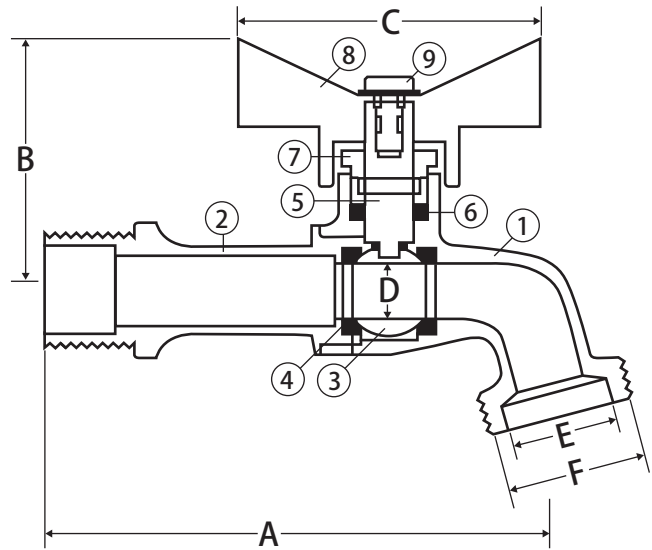
- Aluminum T-handle for easy operation
- Long life positive shutoff
- Nickel-plated finish
- 1/2" has combination 1/2" MIP and 1/2" solder inlet
- Wetted surfaces contain less than .25% lead content

Approvals

- Lead Free Compliant
- ANSI B1.20.1 and B1.20.7

Valve Seat Rating

- 200 WOG



Material Specifications

No.	Part	Materials
1	Body	Lead Free Nickel Plated Brass
2	End Connection	Lead Free Nickel Plated Brass
3	Ball	Lead Free Chrome Plated Brass
4	Seat (2)	PTFE
5	Stem	Lead Free Brass
6	Packing	PTFE
7	Packing Gland	Lead Free Brass
8	Handle	Aluminum
9	Handle Nut	Lead Free Nickel Plated Brass

Dimensions

Part No.	Size	A	B	C	D	E	F
201-205G	1/2"	3.02	1.43	1.91	0.39	0.75	3/4 GHT
201-206G	3/4"	3.06	1.43	1.91	0.39	0.75	3/4 GHT

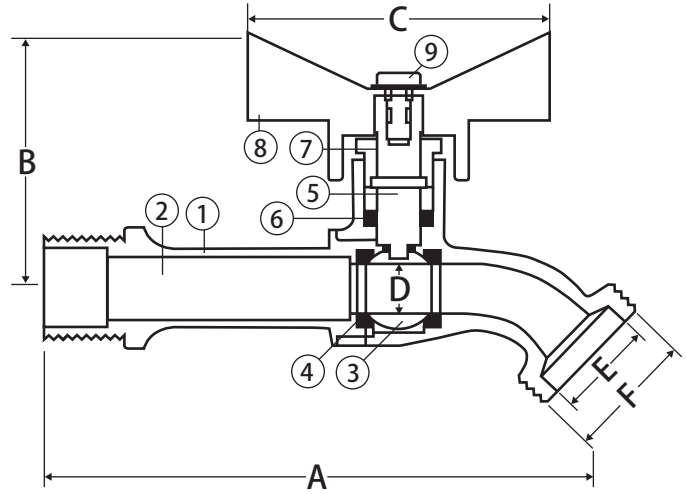
LT-JV-C 072516

Lead Free Brass Hose Bibb Ball Valve

**Nickel Plated • Threaded and Solder Connections •
Quarter Turn • 200 WOG • with No Kink**



T-632NKG



Features

- Aluminum T-handle for easy operation
- Long life positive shut-off
- Nickel-plated finish
- 1/2" has combination 1/2" MIP and 1/2" solder inlet
- Wetted surfaces contain less than .25% lead content

Approvals 

- Lead Free Compliant
- ANSI B1.20.1 and B1.20.7

Valve Seat Rating

- 200 WOG

Material Specifications

No.	Part	Materials
1	Body	Lead Free Nickel Plated Brass
2	End Connection	Lead Free Nickel Plated Brass
3	Ball	Lead Free Chrome Plated Brass
4	Seat (2)	PTFE
5	Stem	Lead Free Brass
6	Packing	PTFE
7	Packing Gland	Lead Free Brass
8	Handle	Aluminum
9	Handle Screw	Lead Free Nickel Plated Brass

Dimensions

Part No.	Size	A	B	C	D	E	F
201-207G	1/2"	3.97	1.97	2.58	0.39	0.75	3/4 GHT
201-208G	3/4"	3.97	1.97	2.58	0.39	0.75	3/4 GHT

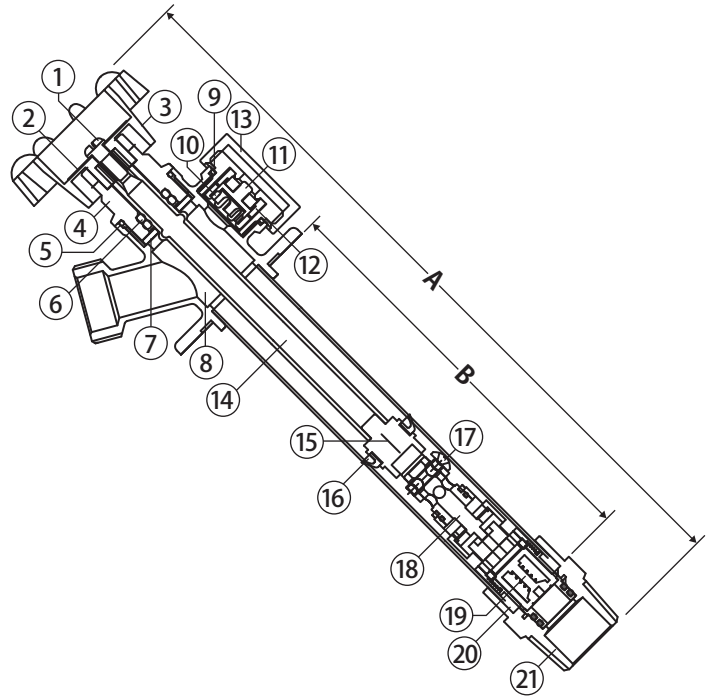
Lead Free Brass Sillcock



Quarter-Turn Frost Free Sillcock with Integral Vacuum Breaker



T-540G



Features

- Lead Free dezincification resistant brass
- 1/4-turn positive shut-off
- Integral check valve protecting against back flow
- Integral vacuum breaker protecting against back siphoning
- Angled notched flange for easy installation and draining
- Lock-shield design
- MNPT ends have 1/2" copper solder inside
- MNPT slot and PEX end options
- Complies with ASSE 1019, ASME A112.18 & CSA B1215.1
- Replacement cartridges available

Approvals

- IAPMO Certified
 - NSF 372
 - NSF/ANSI 61
- ANSI B1.20.1
- ANSI B1.20.7
- ANSI B16.18

Material Specifications

No.	Part	Materials
1	Screw	SS304
2	Label	Aluminum
3	Handle	AL Alloy
4	Bonnet	Chrome Plated LF Brass
5	O-ring	EPDM
6	O-ring	EPDM
7	Washer	SS304
8	Body	Chrome Plated LF Brass
9	O-ring	EPDM
10	Vacuum Breaker Seat	EPDM
11	Vacuum Breaker Disc	POM
12	Vacuum Breaker Body	POM
13	Vacuum Breaker Cap	Chrome Plated ABS
14	Stem	Brass
15	Stem	LF Brass
16	Packing	EPDM
17	Set Screw	SS304
18	Cartridge	Ceramic + LF Brass
19	Check Valve	POM
20	Tube	Chrome Plated Brass
21	Adapter	Chrome Plated LF Brass

Dimensions

Part No.	Size	A	B
MIP and Solder End			
202-202G	1/2" x 6"	10.63	6.00
202-203G	1/2" x 8"	12.63	8.00
202-204G	1/2" x 10"	14.63	10.00
202-205G	1/2" x 12"	16.63	12.00
202-206G	1/2" x 14"	18.63	14.00
PEX End			
202-202PEG	1/2" x 6"	11.37	6.00
202-203PEG	1/2" x 8"	13.37	8.00
202-204PEG	1/2" x 10"	15.38	10.00
202-205PEG	1/2" x 12"	17.37	12.00

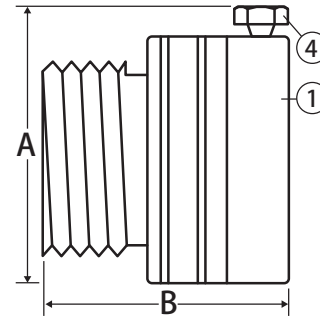
LIT-JV-C 072516

Lead Free Vacuum Breaker

Threaded Connection



T-653G



Features

- 3/4" hose connection
- Tamper-resistant breakaway screw
- Heavy brass construction
- POM internal components
- Wetted surfaces contain less than .25% lead content

Approvals

- Lead Free Compliant
- ANSI B1.20.7

Temperature and Pressure Ratings

- 300 WOG - 150 PSI

Material Specifications

No.	Part	Materials
1	Body	Lead Free Brass
2	Diaphragm*	Buna-N
3	Spring*	Stainless Steel
4	Set Screw	Steel

*Not shown in drawing

Dimensions

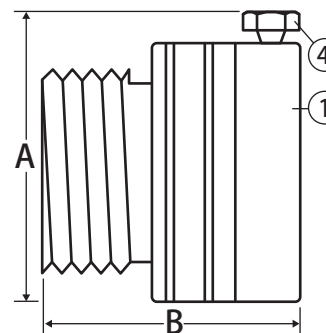
Part No.	Size	A	B
203-204G	3/4"	1.31	1.25

Lead Free Chrome-Plated Vacuum Breaker

Threaded Connection



T-654G



Features

- 3/4" hose connection
- Tamper-resistant breakaway screw
- Heavy brass construction
- POM internal components
- Wetted surfaces contain less than .25% lead content

Approvals

- Lead Free Compliant
- ANSI B1.20.7

Temperature and Pressure Ratings

- 300 WOG - 150 PSI

Material Specifications

No.	Part	Materials
1	Body	Chrome Plated Lead Free Brass
2	Diaphragm*	Buna-N
3	Spring*	Stainless Steel
4	Set Screw	Steel

* Not shown in drawing

Dimensions

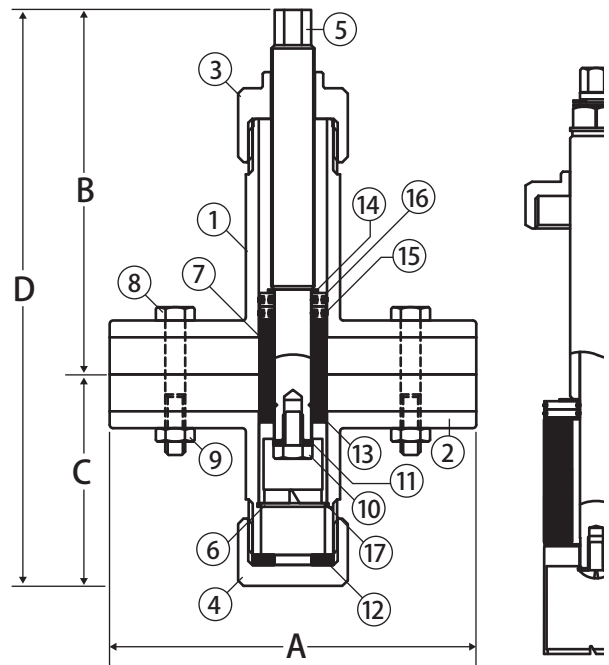
Part No.	Size	A	B
203-205G	3/4"	1.31	1.25

Lead Free Add-A-Valve[®]

Emergency Shut Off Device



Lead Free Add-A-Valve



Description

Emergency shut off device for copper tubing eliminates shutdowns. Allows replacement of defective valve or installation of new valve on hot or cold water in 30 minutes or less* without shutting off water. Valve may be replaced or installed on potable hot or cold water, H₂O glycol systems, under pressure, on type M, L & K and copper tube.

*Times may vary depending on working conditions

Features

- Eliminates facility shutdowns
- Bottom cleanout cap serves as full port line tap
- Lead free sweat ball valve included in package
- Loc-Tite[®] gasket sealant included
- U.S. and Canadian patent no. 5,316,037
- Wetted surfaces contain less than .25% lead content

Approvals

- IAPMO Certified
 - NSF 372

Pressure Rating

- 220°F x 250 PSI

Installation Note

For sizes 1-1/4" - 2" you MUST have 2 people.

Detailed instructions can be found online at:
<http://www.jomarvalve.com/products/add-a-valve-lf>

Material Specifications

No.	Part	Materials
1	Body Half - Top	Lead Free Forged Brass
2	Body Half - Bottom	Lead Free Forged Brass
3	Stem Holder (1/2 - 1")	Brass
	(1-1/4 - 2")	Forged Brass
4	Bottom Cap (1/2 - 1")	Lead Free Brass
	(1-1/4 - 2")	Lead Free Forged Brass
5	Stem	Hardened Steel
6	Cutter	SKD11 Steel
7	Plug	Viton [®]
8	Bolt	304 Stainless Steel
9	Nut	304 Stainless Steel
10	Cutter Screw	304 Stainless Steel
11	Washer	304 Stainless Steel
12	Gasket	Viton [®]
13	Washer	304 Stainless Steel
14	Washer	304 Stainless Steel
15	O-ring	Viton [®]
16	O-ring Holder	Lead Free Brass
17	Seat Ring	304 Stainless Steel
18	Thread Tube	Brass
19	Washer	304 Stainless Steel
20	Spring Washer	304 Stainless Steel
21	Insert (2" only)	Brass

LTI-JV-C 072516

Dimensions

Part No.	Size	A	B	C	D (Open)	I
800-103ADDG	1/2"	2.99	5.08	1.61	6.69	
800-104ADDG	3/4"	3.31	6.30	2.48	8.78	
800-105ADDG	1"	3.66	7.48	2.80	10.28	
800-106ADDG	1-1/4"	4.25	9.77	2.80	12.72	
800-107ADDG	1-1/2"	4.65	10.43	3.58	13.86	
800-108ADDG	2"	7.20	12.17	3.98	16.61	

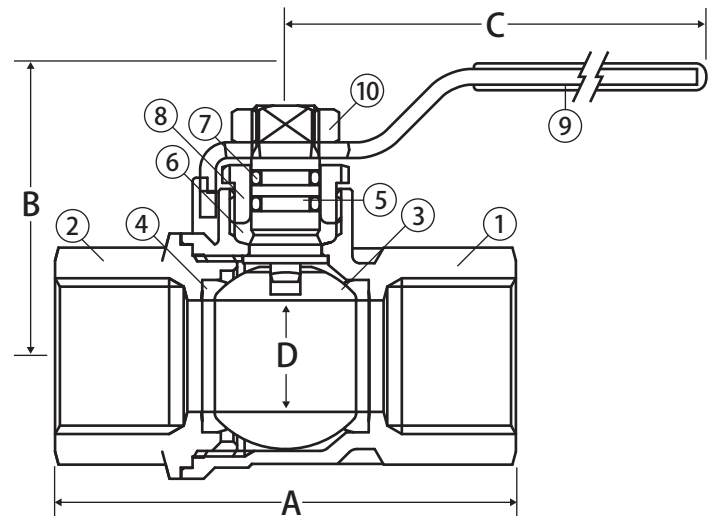
Brass Ball Valve

2 Piece • Full Port • Threaded Connections • 600 WOG



T-100NE

CRN# 0C16887.5469870YTN



Features

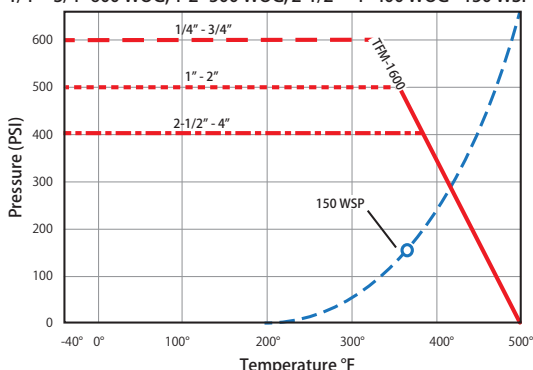
- Blow-out proof stem
- Triple sealing stem with 2 Viton® o-rings and Teflon® seal
- 100% leak tested
- 100% Made in Italy
- Leakproof stem - Lifetime Warranty
- 29 in-HG vacuum rating
- Accessories available

Approvals

- UL Listed (1/4" - 2")
 - VQGU - Trim & drain
 - MHKZ - Manual valves
 - YQNZ - Compressed gas shut-off valves
 - YRBX - Flammable liquid shut-off valves
 - YRPV - Gas shut-off valves
 - YSDT - LP gas shut-off valves
 - SFJQ - Valves, refrigerant
- CSA Certified
 - ANSI Z21.15 (.5 PSIG) (1/4" - 3")
 - ASME B16.33 (125 PSIG) (1/2" - 2")
 - ASME B16.38 (125PSIG) (2-1/2" - 4")
 - CGA 3.16 (125 PSI) (1/4" - 4")
 - CGA 9.2 (1/4" - 3")
 - Delta C (3/8" - 3/4")
- FM Approval (1/4" - 2")
- MSS SP-110
- ANSI B1.20.1

Valve Seat Rating

1/4" - 3/4" 600 WOG, 1-2" 500 WOG, 2-1/2" - 4" 400 WOG - 150 WSP



Material Specifications

No.	Part	Materials
1	Body	Brass - CW617N
2	End Connection	Brass - CW617N
3	Ball	T.E.A. Coated Brass - CW617N
4	Seat (2)	Hostaflo® TFM 1600
5	Stem	Brass - CW614N
6	Packing	Hostaflo® TFM 1600
7	Stem O-ring (2)	Viton®
8	Packing Gland	Brass - CW614N
9	Handle	Steel - Geomet® Plated
10	Handle Nut	Steel - Geomet® Plated

Dimensions

Part No.	Size	A	B	C	D	Cv
100-701	1/4"	1.86	1.41	2.95	0.39	7.66
100-702	3/8"	1.86	1.41	2.95	0.39	7.77
100-703	1/2"	2.45	1.53	2.95	0.59	16.82
100-704	3/4"	2.71	1.95	3.74	0.79	34.80
100-705	1"	3.30	2.40	4.75	0.97	52.20
100-706	1-1/4"	3.80	2.59	4.75	1.23	112.52
100-707	1-1/2"	4.16	3.22	6.00	1.49	174.00
100-708	2"	5.00	3.40	6.00	1.99	255.20
100-709	2-1/2"	6.06	4.60	8.00	2.46	350.32
100-710	3"	7.08	4.90	8.00	2.99	563.76
100-711	4"	8.57	5.90	9.88	4.00	879.28

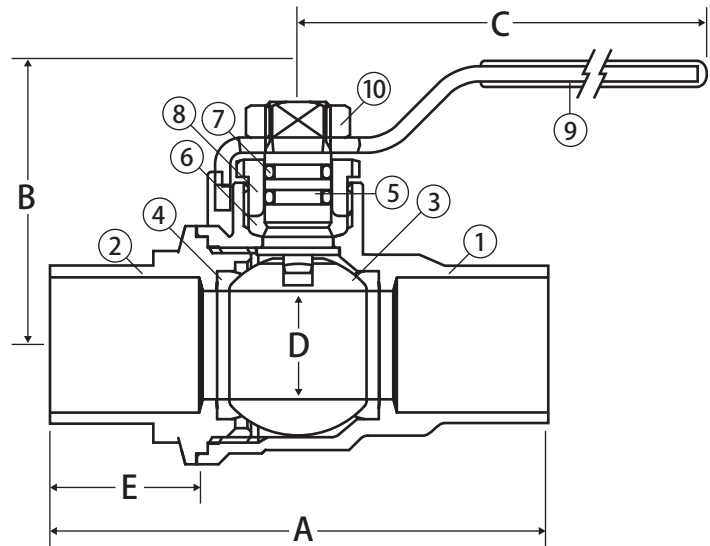
Brass Ball Valve



2 Piece • Full Port • Solder Connection • 600 WOG



S-100NE



Features

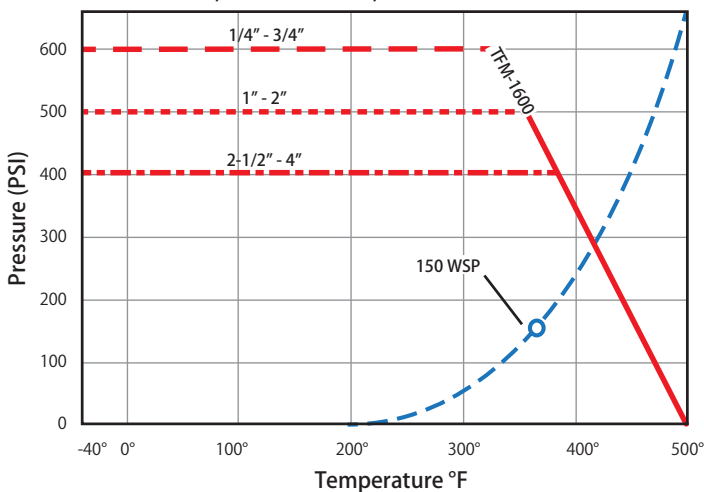
- Blow-out proof stem
- Triple sealing stem with 2 Viton® o-rings and Teflon® seal
- 100% leak tested
- 100% Made in Italy
- Leakproof stem - Lifetime Warranty
- 29 in-Hg vacuum rating
- Accessories available

Approvals

- UL Listed (1/2" - 2")
 - VQGU - Trim & drain
- FM Approval (1/2" - 2")
- MSS SP-110
- ASME/ANSI B16.18

Valve Seat Rating

1/4" - 3/4" 600 WOG, 1-2" 500 WOG, 2-1/2" - 4" 400 WOG - 150 WSP



Material Specifications

No.	Part	Materials
1	Body	Brass - CW617N
2	End Connection	Brass - CW617N
3	Ball	T.E.A. Coated Brass - CW617N
4	Seat (2)	Hostaflon® TFM 1600
5	Stem	Brass - CW614N
6	Packing	Hostaflon® TFM 1600
7	Stem O-ring (2)	Viton®
8	Packing Gland	Brass - CW614N
9	Handle	Steel - Geomet® Plated
10	Handle Nut	Steel - Geomet® Plated

Dimensions

Part No.	Size	A	B	C	D	E	Cv
100-803	1/2"	2.48	1.56	2.95	0.59	0.51	16.82
100-804	3/4"	3.26	2.05	3.74	0.79	0.76	34.80
100-805	1"	3.94	2.55	4.75	0.97	0.92	52.20
100-806	1-1/4"	4.50	2.66	4.75	1.23	0.98	112.52
100-807	1-1/2"	5.07	3.31	6.00	1.49	1.10	174.00
100-808	2"	6.22	3.60	6.00	1.99	1.34	255.20
100-809	2-1/2"	7.28	4.74	8.00	2.46	1.45	350.32
100-810	3"	8.48	5.05	8.00	2.99	1.63	563.76

LIT-JVC 072516

Brass Ball Valve

**2 Piece • Full Port • Threaded Connections • 600 WOG •
with Stainless Steel Latch Lock Handle**



T-100NE-LH

Features

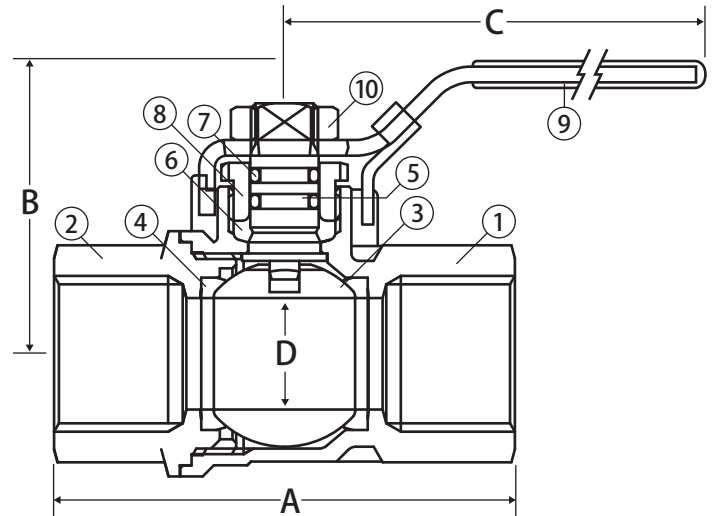
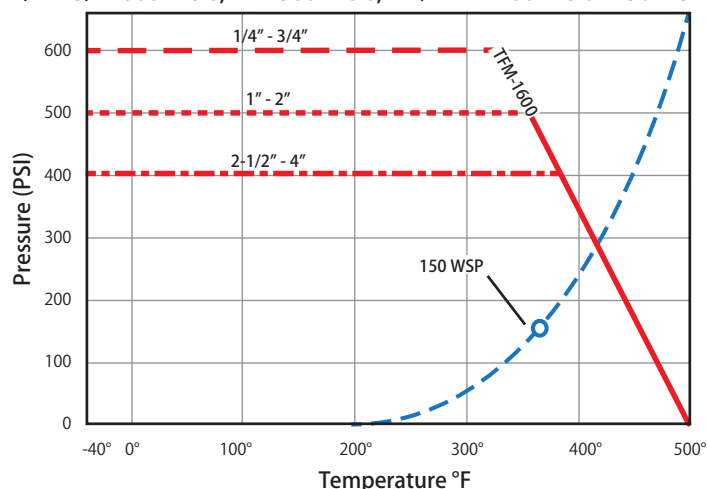
- Blow-out proof stem
- Triple sealing stem with 2 Viton® o-rings and Teflon® seal
- 100% leak tested
- 100% Made in Italy
- Leakproof stem - Lifetime Warranty
- 29 in-Hg vacuum rating
- Accessories available

Approvals

- MSS SP-110
- ANSI B1.20.1

Valve Seat Rating

1/4" - 3/4" 600 WOG, 1-2" 500 WOG, 2-1/2" - 4" 400 WOG - 150 WSP



Material Specifications

No.	Part	Materials
1	Body	Brass - CW617N
2	End Connection	Brass - CW617N
3	Ball	T.E.A. Coated Brass - CW617N
4	Seat (2)	Hostaflo® TFM 1600
5	Stem	Brass - CW614N
6	Packing	Hostaflo® TFM 1600
7	Stem O-ring (2)	Viton®
8	Packing Gland	Brass - CW614N
9	Handle	Steel - Geomet® Plated
10	Handle Nut	Steel - Geomet® Plated

Dimensions

Part No.	Size	A	B	C	D	Cv
100-701LH	1/4"	1.86	1.41	2.95	0.39	7.66
100-702LH	3/8"	1.86	1.41	2.95	0.39	7.77
100-703LH	1/2"	2.45	1.53	2.95	0.59	16.82
100-704LH	3/4"	2.71	1.95	3.74	0.79	34.80
100-705LH	1"	3.30	2.40	4.75	0.97	52.20
100-706LH	1-1/4"	3.80	2.59	4.75	1.23	112.52
100-707LH	1-1/2"	4.16	3.22	6.00	1.49	174.00
100-708LH	2"	5.00	3.40	6.00	1.99	255.20

Brass Ball Valve

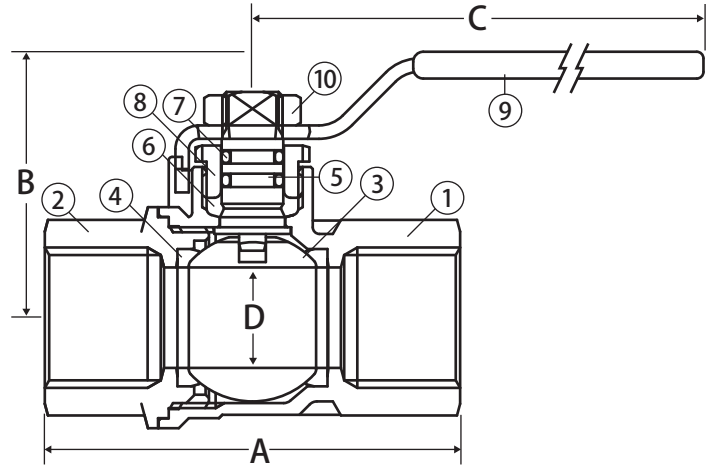


**2 Piece • Full Port • Threaded Connection • 600 WOG •
Stainless Steel Ball and Stem**



T-100SSE

CRN# OC16887.5469870YTN



Material Specifications

No.	Part	Materials
1	Body	T.E.A. Coated Brass - CW617N
2	End Connection	T.E.A. Coated Brass - CW617N
3	Ball	316 Stainless Steel
4	Seat (2)	Hostaflo [®] TFM 1600
5	Stem	316 Stainless Steel
6	Packing	Hostaflo [®] TFM 1600
7	Stem O-ring (2)	Viton [®]
8	Packing Gland	Nickel Plated Brass - CW614N
9	Handle	Steel - Geomet [®] Plated
10	Handle Nut	Steel - Geomet [®] Plated

Features

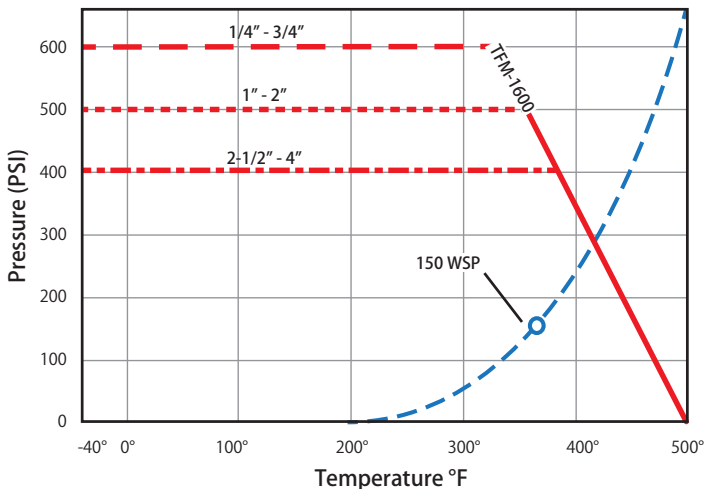
- Blow-out proof stem
- T.E.A. Ternary Eco Alloy[®] coated body, which prevents dezincification and galvanic corrosion
- Triple sealing stem with 2 Viton[®] o-rings and Teflon[®] seal
- 100% leak tested
- 100% Made in Italy
- Leakproof stem - Lifetime Warranty
- 29 in-Hg vacuum rating
- Accessories available

Approvals

- CSA Certified
 - ASME B16.33 (125 PSIG) (1/2" - 2")
 - CGA 3.16 (125 PSIG) (1/4" - 2")
- FM Approval (1/4" - 2")
- ANSI B1.20.1
- MSS SP-110

Valve Seat Rating

1/4" - 3/4" 600 WOG, 1-2" 500 WOG, 2-1/2" - 4" 400 WOG - 150 WSP



Dimensions

Part No.	Size	A	B	C	D	Cv
100-501	1/4"	1.86	1.41	2.95	0.39	7.66
100-502	3/8"	1.86	1.41	2.95	0.39	7.77
100-503	1/2"	2.45	1.53	2.95	0.59	16.82
100-504	3/4"	2.71	1.95	3.74	0.79	34.80
100-505	1"	3.30	2.40	4.75	0.97	52.20
100-506	1-1/4"	3.80	2.59	4.75	1.23	112.52
100-507	1-1/2"	4.16	3.22	6.00	1.49	174.00
100-508	2"	5.00	3.40	6.00	1.99	255.20
100-509	2-1/2"	6.06	4.60	8.00	2.46	350.32
100-510	3"	7.08	4.90	8.00	2.99	563.76

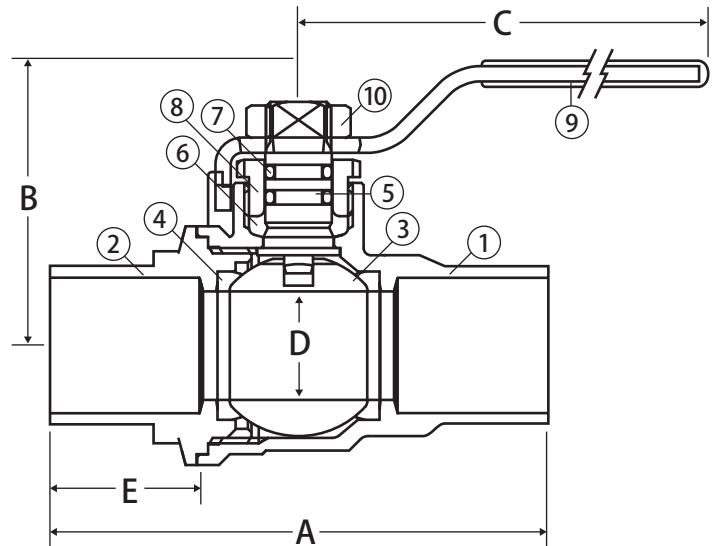
LIT-JV-C 072516

Brass Ball Valve

**2 Piece • Full Port • Solder Connection • 600 WOG •
Stainless Steel Ball and Stem**



S-100SSE



Features

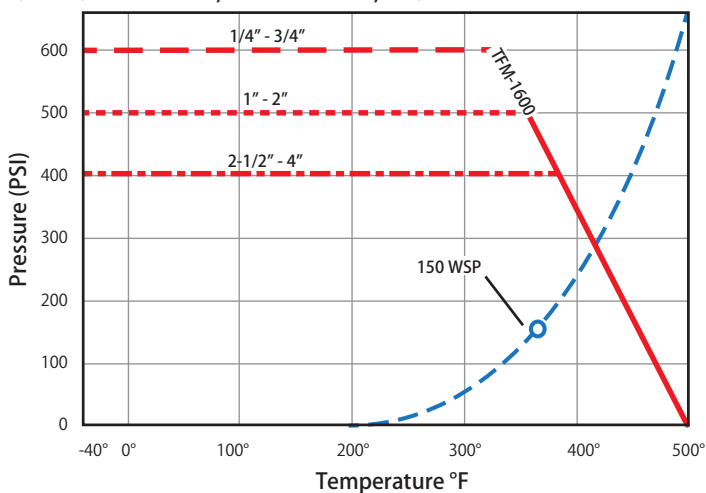
- Blow-out proof stem
- T.E.A. Ternary Eco Alloy® coated body, which prevents dezincification and galvanic corrosion
- Triple sealing stem with 2 Viton® o-rings and Teflon® seal
- 100% leak tested
- 100% Made in Italy
- Leakproof stem - Lifetime Warranty
- 29 in-Hg vacuum rating
- Accessories available

Approvals

- MSS SP-110
- ASME/ANSI B16.18

Valve Seat Rating

1/4" - 3/4" 600 WOG, 1-2" 500 WOG, 2-1/2" - 4" 400 WOG - 150 WSP



Material Specifications

No.	Part	Materials
1	Body	T.E.A. Coated Brass - CW617N
2	End Connection	T.E.A. Coated Brass - CW617N
3	Ball	316 Stainless Steel
4	Seat (2)	Hostafion® TFM 1600
5	Stem	316 Stainless Steel
6	Packing	Hostafion® TFM 1600
7	Stem O-ring (2)	Viton®
8	Packing Gland	Nickel Plated Brass - CW614N
9	Handle	Steel - Geomet® Plated
10	Handle Nut	Steel - Geomet® Plated

Dimensions

Part No.	Size	A	B	C	D	E	Cv
100-513	1/2"	2.48	1.56	2.95	0.59	0.51	16.82
100-514	3/4"	3.26	2.05	3.74	0.79	0.76	34.80
100-515	1"	3.94	2.55	4.75	0.97	0.92	52.20
100-516	1-1/4"	4.50	2.66	4.75	1.23	0.98	112.52
100-517	1-1/2"	5.07	3.31	6.00	1.49	1.10	174.00
100-518	2"	6.22	3.60	6.00	1.99	1.34	255.20
100-519	2-1/2"	7.28	4.74	8.00	2.46	1.45	350.32
100-520	3"	8.48	5.05	8.00	2.99	1.63	563.76

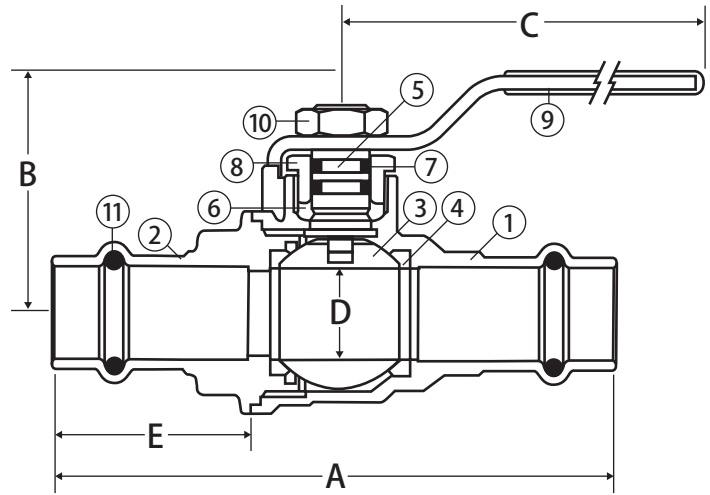
Brass Ball Valve



2 Piece • Full Port • Press Connection • 250 WOG



JP-100*



Features

- Blow-out proof stem
- Triple sealing stem with 2 Viton® o-rings and Teflon® seal
- Corrosion resistant brass
- 100% leak tested
- 100% Made in Italy
- Leakproof stem - Lifetime Warranty
- Accessories available

Approvals

- Conforms to IAPMO PS 117

Pressure/Temperature Rating

- 250 WOG
- Max. 250°F

Material Specifications

No.	Part	Materials
1	Body	Brass - CW602N
2	End Connection	Brass - CW602N
3	Ball	T.E.A. Coated Brass - CW617N
4	Seat (2)	Hostaflon® TFM 1600
5	Stem	Brass - CW602N
6	Packing	Hostaflon® TFM 1600
7	Stem O-ring (2)	Viton®
8	Packing Gland	Brass - CW602N
9	Handle	Steel - Geomet® Plated
10	Handle Nut	Steel - Geomet® Plated
11	O-ring (2)	EPDM

Dimensions

Part No.	Size	A	B	C	D	E	Cv
100-203	1/2"	3.54	1.53	2.95	0.59	1.24	16.82
100-204	3/4"	3.84	1.95	3.74	0.79	1.28	34.80
100-205	1"	4.31	2.40	4.75	0.97	1.38	52.20
100-206	1-1/4"	4.80	2.59	4.75	1.23	1.30	112.52
100-207	1-1/2"	5.61	3.22	6.00	1.49	1.50	174.00
100-208	2"	7.16	3.40	6.00	1.99	2.01	255.20

LT-JV-C 072516

*Previously listed as JP-100PxP

Brass Ball Valve

2 Piece • Full Port • Press XLC Connection • 200 WOG



JP-100 XLC*

Features

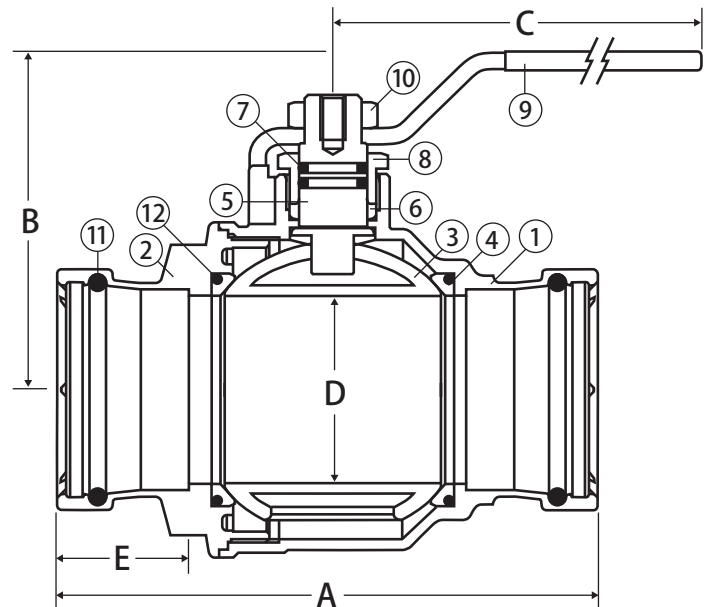
- Blow-out proof stem
- Triple sealing stem with 2 Viton® o-rings and Teflon® seal
- Corrosion resistant brass
- 100% leak tested
- 100% Made in Italy
- Leakproof stem - Lifetime Warranty
- Accessories available

Approvals

- Conforms to IAPMO PS 117

Pressure/Temperature Rating

- 200 WOG
- Max. 250°F



Material Specifications

No.	Part	Materials
1	Body	Brass - CW602N
2	End Connection	Brass - CW602N
3	Ball	Chrome Plated Brass - CW617N
4	Seat (2)	Hostaflon® TFM 1600
5	Stem	Brass - CW602N
6	Packing	Hostaflon® TFM 1600
7	Stem O-ring (2)	Viton®
8	Packing Gland	Brass - CW602N
9	Handle	Steel - Geomet® Plated
10	Handle Nut	Steel - Geomet® Plated
11	O-ring (2)	EPDM
12	O-ring (2)*	EPDM

*On 3" & 4" only

Dimensions

Part No.	Size	A	B	C	D	E	Cv
100-209XLC	2-1/2"	7.13	4.72	8.00	2.46	1.75	350.32
100-210XLC	3"	8.49	5.31	8.00	2.99	1.92	563.76
100-211XLC	4"	10.79	5.90	9.88	4.00	2.22	879.28

*Previously listed as JP-100xP XLC

Brass Ball Valve

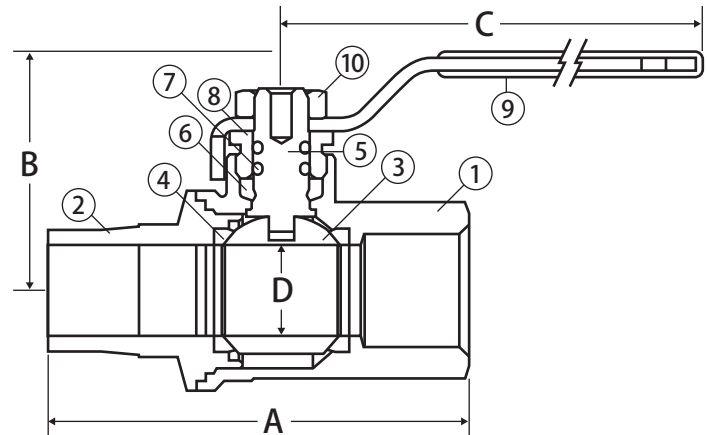


2 Piece • Full Port • Male x Threaded Female Connection • 600 WOG



T-100FMN

CRN# 0C16887.5469870YTN



Material Specifications

No.	Part	Materials
1	Body	Brass - CW617N
2	End Connection	Brass - CW617N
3	Ball	Chrome Plated Brass - CW617N
4	Seat (2)	Hostafon® TFM 1600
5	Stem	Brass - CW614N
6	Packing	Hostafon® TFM 1600
7	Stem O-ring (2)	Viton®
8	Packing Gland	Brass - CW614N
9	Handle	Steel - Geomet® Plated
10	Handle Nut	Steel - Geomet® Plated

Features

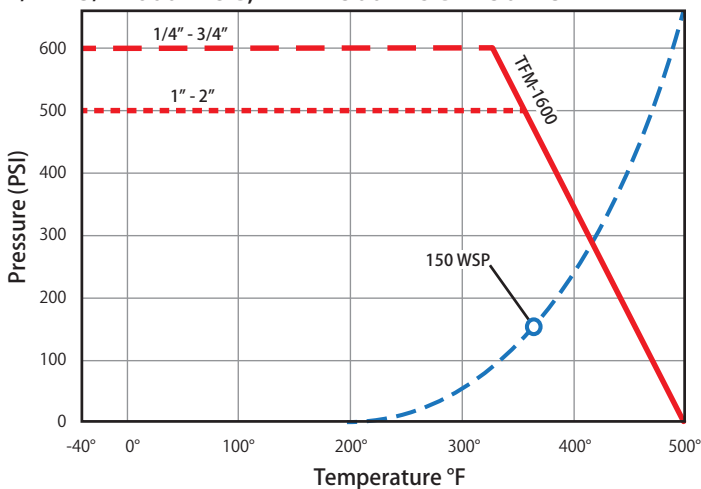
- Blow-out proof stem
- Triple sealing stem with 2 Viton® o-rings and Teflon® seal
- 100% leak tested
- 100% Made in Italy
- Leakproof stem - Lifetime Warranty
- 29 in-Hg vacuum rating
- Accessories available

Approvals

- CSA Certified (1/4" - 1")
 - ASME B16.33 (125 PSIG)
 - CGA 3.16 (125 PSIG)
- MSS SP-110
- ANSI B1.20.1

Valve Seat Rating

1/4" - 3/4" 600 WOG, 1" - 2" 500 WOG - 150 WSP



Dimensions

Part No.	Size	A	B	C	D	Cv
100-601	1/4"	2.29	1.41	2.95	0.39	7.66
100-602	3/8"	2.26	1.41	2.95	0.39	7.77
100-603	1/2"	2.75	1.53	2.95	0.59	16.82
100-604	3/4"	3.10	1.95	3.74	0.79	34.80
100-605	1"	3.68	2.40	4.75	0.97	52.20

LIT-JV-C 072516

Brass Ball Valve

2 Piece • Full Port • Male x Solder Connection • 600 WOG



S-100FMN

Features

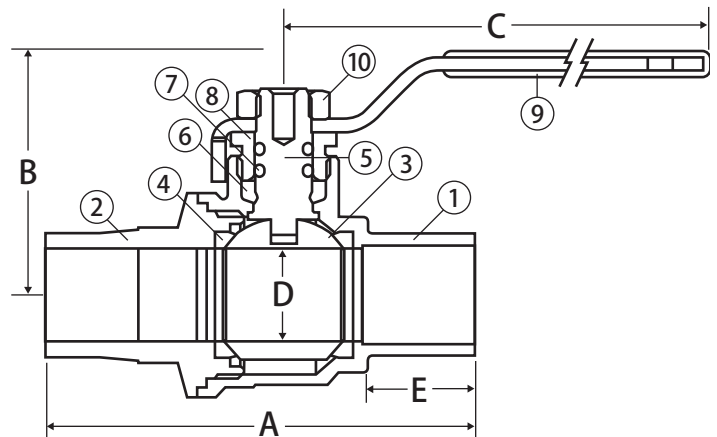
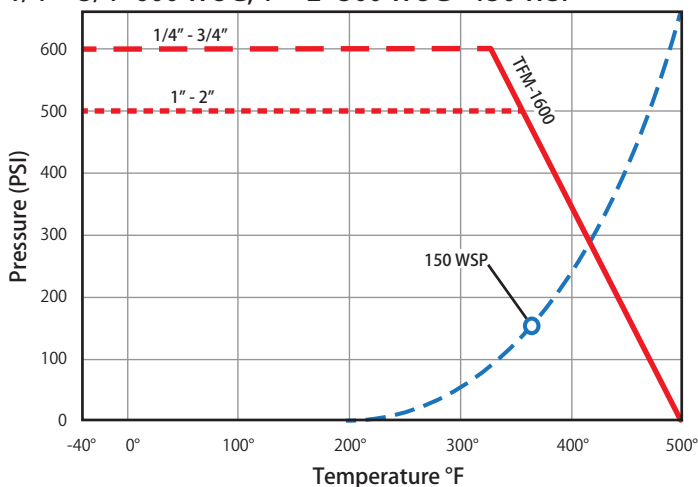
- Blow-out proof stem
- Triple sealing stem with 2 Viton® o-rings and Teflon® seal
- 100% leak tested
- 100% Made in Italy
- Leakproof stem - Lifetime Warranty
- 29 in-Hg vacuum rating
- Accessories available

Approvals

- MSS SP-110
- ANSI B1.20.1
- ASME/ANSI B16.18

Valve Seat Rating

1/4" - 3/4" 600 WOG, 1" - 2" 500 WOG - 150 WSP



Material Specifications

No.	Part	Materials
1	Body	Brass - CW617N
2	End Connection	Brass - CW617N
3	Ball	Chrome Plated Brass - CW617N
4	Seat (2)	Hostafion® TFM 1600
5	Stem	Brass - CW614N
6	Packing	Hostafion® TFM 1600
7	Stem O-ring (2)	Viton®
8	Packing Gland	Brass - CW614N
9	Handle	Steel - Geomet® Plated
10	Handle Nut	Steel - Geomet® Plated

Dimensions

Part No.	Size	A	B	C	D	E	Cv
100-613	1/2"	2.76	1.53	2.95	0.59	0.51	16.82
100-614	3/4"	3.37	1.95	3.74	0.79	0.76	34.80
100-615	1"	4.02	2.40	4.75	0.97	0.92	52.20

Brass Ball Valve

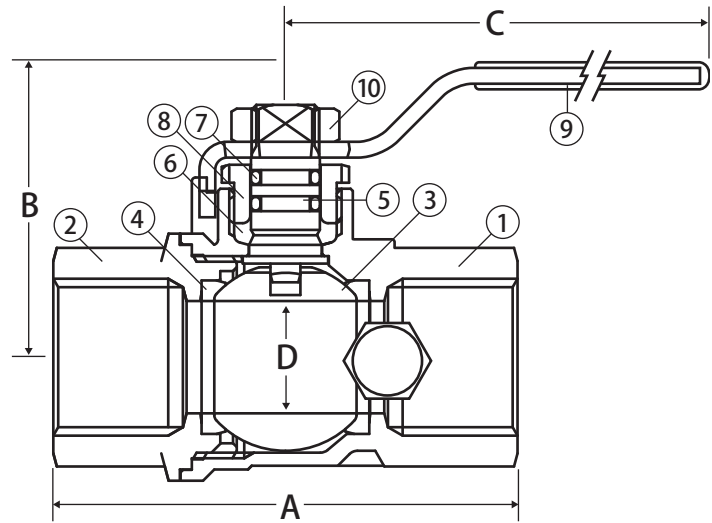


**2 Piece • Full Port • Threaded Connection • 600 WOG •
with Side Tap**



T-100STN

CRN# 0C16887.5469870YTN



Features

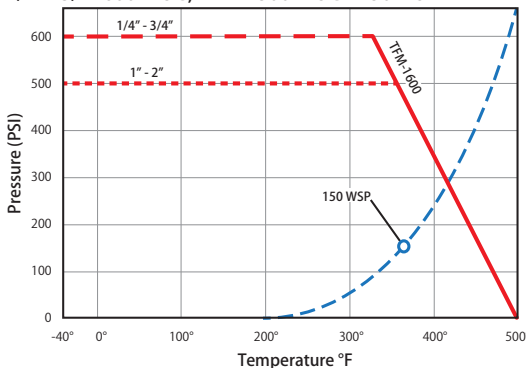
- Blow-out proof stem
- Triple sealing stem with 2 Viton® o-rings and Teflon® seal
- 3/8" - 1" have 1/8" FIP side tap
- 1-1/4" - 2" have 1/4" FIP side tap
- 100% leak tested
- 100% Made in Italy
- Leakproof stem - Lifetime Warranty
- 29 in-Hg vacuum rating
- Accessories available

Approvals

- UL Listed (3/8" - 2")
 - MHKZ - Manual valves
 - YQNZ - Compressed gas shut-off valves
 - YRBX - Flammable liquid shut-off valves
 - YRPV - Gas shut-off valves
 - YSDT - LP gas shut-off valves
 - SFJQ - Valves, refrigerant
- CSA Certified
 - ANSI Z21.15 (.5 PSIG) (3/8" - 2")
 - ASME B16.33 (125 PSIG) (1/2" - 2")
 - CGA 3.16 (125 PSIG) (3/8" - 2")
 - CGA 9.2 (3/8" - 2")
- MSS SP-110
- ANSI B1.20.1

Valve Seat Rating

1/4" - 3/4" 600 WOG, 1" - 2" 500 WOG - 150 WSP



Material Specifications

No.	Part	Materials
1	Body	Brass - CW617N
2	End Connection	Brass - CW617N
3	Ball	Chrome Plated Brass - CW617N
4	Seat (2)	Hostaflo® TFM 1600
5	Stem	Brass - CW614N
6	Packing	Hostaflo® TFM 1600
7	Stem O-ring (2)	Viton®
8	Packing Gland	Brass - CW614N
9	Handle	Steel - Geomet® Plated
10	Handle Nut	Steel - Geomet® Plated
11	Flat Washer*	Buna-N
12	Cap*	Brass - CW614N

*Not shown in drawing

Dimensions

Part No.	Size	A	B	C	D	Cv
170-102	3/8"	2.02	1.41	2.95	0.39	7.77
170-103	1/2"	2.48	1.53	2.95	0.59	16.82
170-104	3/4"	2.76	1.95	3.74	0.79	34.80
170-105	1"	2.81	2.40	4.75	0.97	52.20
170-106	1-1/4"	4.03	2.59	4.75	1.23	112.52
170-107	1-1/2"	4.72	3.22	6.00	1.49	174.00
170-108	2"	5.23	3.40	6.00	1.99	255.20

LTF-JVC 072516

Brass Ball Valve

**2 Piece • Full Port • Solder Connection • 600 WOG •
with Side Tap**



S-100STN

Features

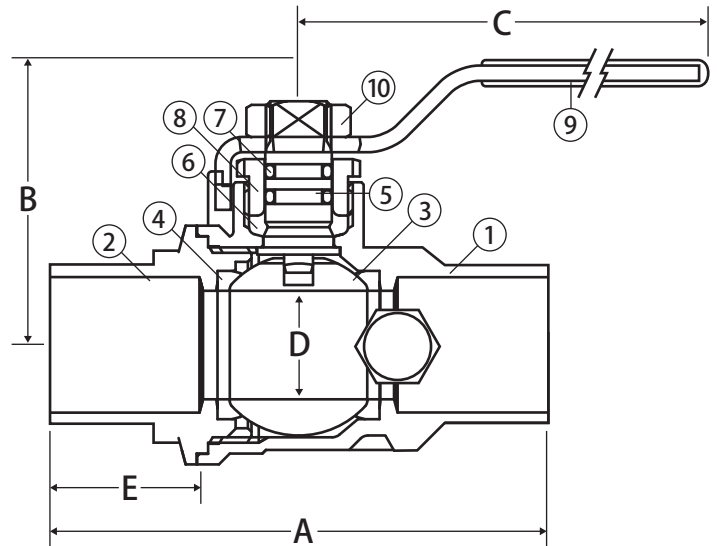
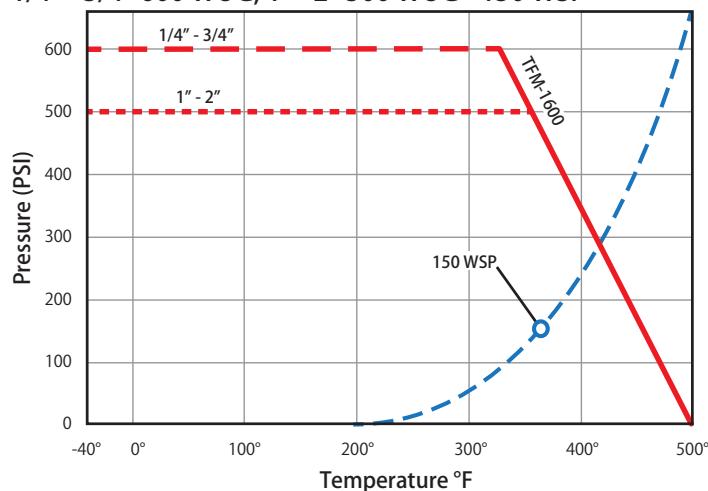
- Blow-out proof stem
- Triple sealing stem with 2 Viton® o-rings and Teflon® seal
- 1/8" side tap
- 100% leak tested
- 100% Made in Italy
- Leakproof stem - Lifetime Warranty
- 29 in-Hg vacuum rating
- Accessories available

Approvals

- MSS SP-110
- ASME/ANSI B16.18

Valve Seat Rating

1/4" - 3/4" 600 WOG, 1" - 2" 500 WOG - 150 WSP



Material Specifications

No.	Part	Materials
1	Body	Brass - CW617N
2	End Connection	Brass - CW617N
3	Ball	Chrome Plated Brass - CW617N
4	Seat (2)	Hostaflon® TFM 1600
5	Stem	Brass - CW614N
6	Packing	Hostaflon® TFM 1600
7	Stem O-ring (2)	Viton®
8	Packing Gland	Brass - CW614N
9	Handle	Steel - Geomet® Plated
10	Handle Nut	Steel - Geomet® Plated
11	Flat Washer*	Buna-N
12	Cap *	Brass - CW614N

*Not shown in drawing

Dimensions

Part No.	Size	A	B	C	D	E	Cv
100-823	1/2"	2.48	1.56	2.95	0.59	0.51	16.82
100-824	3/4"	3.26	2.05	3.74	0.79	0.76	34.80
100-825	1"	3.94	2.55	4.75	0.97	0.92	52.20

Brass Ball Valve

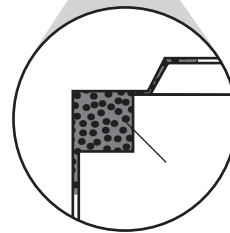
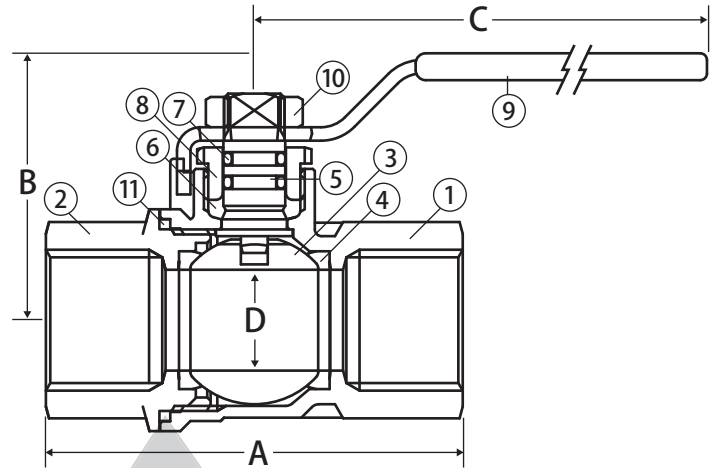


2 Piece • Full Port • Threaded Connection • 600 WOG • with Steam Trim



T-100SSS

CRN# OC16887.5469870YTN



Brazed Body Connection

Features

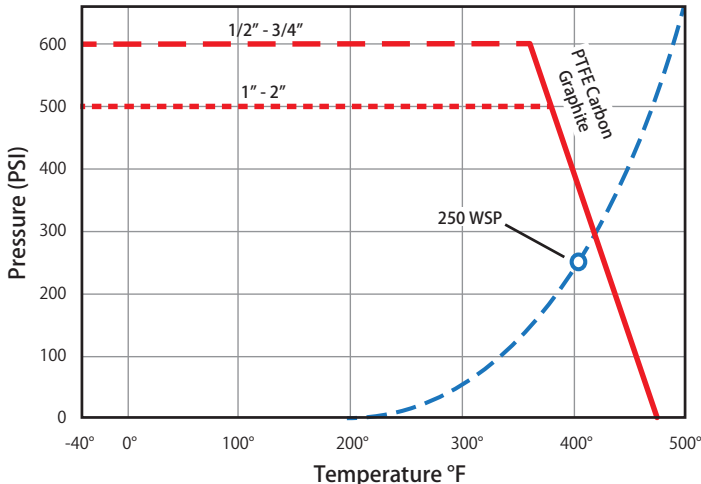
- Blow-out proof stem
- Triple sealing stem with 2 Viton® o-rings and Teflon® seal
- 250 WSP rating
- Patent pending design
- Special high temperature resistant handle
- 100% leak tested
- 100% Made in Italy
- Leakproof stem - Lifetime Warranty
- 29 in-Hg vacuum rating
- Accessories available

Approvals

- MSS SP-110
- ANSI B1.20.1

Valve Seat Rating

1/2" - 3/4" 600 WOG, 1" - 2" 500 WOG - 250 WSP



Material Specifications

No.	Part	Materials
1	Body	Brass - CW617N
2	End Connection	Brass - CW617N
3	Ball	316 Stainless Steel
4	Seat (2)	PTFE Carbon Graphite
5	Stem	316 Stainless Steel
6	Packing	PTFE Carbon Graphite
7	Stem O-ring (2)	Viton®
8	Packing Gland	Brass - CW614N
9	Handle	Steel - Red Coated
10	Handle Nut	316 Stainless Steel
11	Brazing Ring	BrazeTec Soldamoll

Dimensions

Part No.	Size	A	B	C	D	Cv
100-533	1/2"	2.45	1.53	2.95	0.59	16.82
100-534	3/4"	2.71	1.95	3.74	0.79	34.80
100-535	1"	3.30	2.40	4.75	0.97	52.20
100-536	1-1/4"	3.80	2.59	4.75	1.23	112.52
100-537	1-1/2"	4.16	3.22	6.00	1.49	174.00
100-538	2"	5.00	3.40	6.00	1.99	255.20

LIT-JV-C 072516

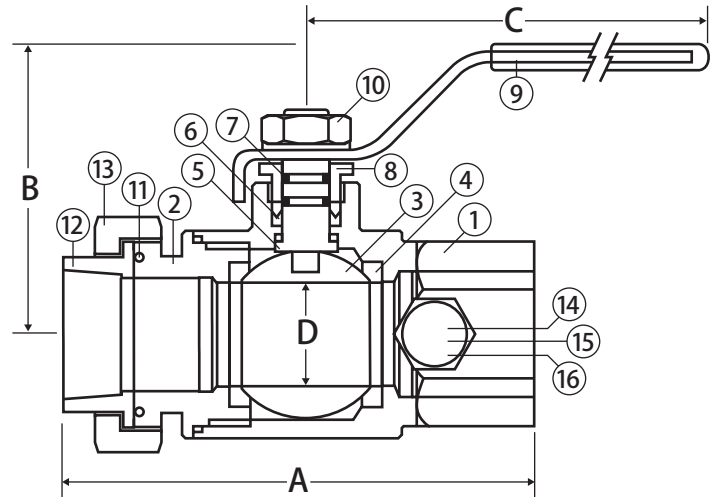
Brass Ball Valve

2 Piece • Full Port • Single Union End • Threaded Connection • 600 WOG • with Side Tap



T-100-UE

CRN# 0C16887.5469870YTN



Features

- Triple sealing stem with 2 Viton® o-rings and Teflon® seal
- Blow-out proof stem
- FIP x union FIP
- 3/8" - 1" have 1/8" FIP side tap
- 1-1/4" - 2" have 1/4" FIP side tap
- 100% leak tested
- 100% Made in Italy
- Leakproof stem - Lifetime Warranty
- 29 in-Hg vacuum rating
- Accessories available

Approvals

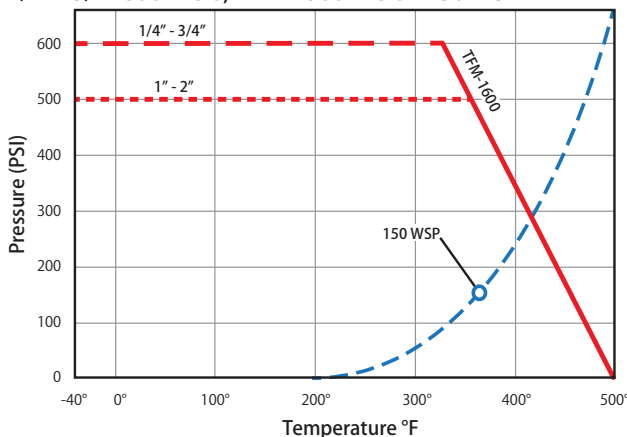
- CSA Certified
 - ANSI Z21.15 (.5 PSIG) (3/8" - 2")
 - ASME B16.33 (125 PSIG) (1/2" - 2")
 - CGA 3.16 (125 PSIG) (3/8" - 2")
 - CGA 9.2 (3/8" - 2")
- MSS SP-110
- ANSI B1.20.1

Material Specifications

No.	Part	Materials
1	Body	Brass - CW617N
2	End Connection	Brass - CW617N
3	Ball	Chrome Plated Brass - CW617N
4	Seat (2)	Hostaflon® TFM 1600
5	Stem	Brass - CW614N
6	Packing	Hostaflon® TFM 1600
7	Stem O-ring (2)	Viton®
8	Packing Gland	Brass - CW614N
9	Handle	Steel - Geomet® Plated
10	Handle Nut	Steel - Geomet® Plated
11	Union O-ring	Viton®
12	Tail Piece	Brass - CW617N
13	Union Nut	Brass - CW617N
14	Side Tap Plug	Brass - CW614N
15	Side Tap Washer	Buna-N
16	Side Tap Cap	Brass - CW614N

Valve Seat Rating

1/4" - 3/4" 600 WOG, 1" - 2" 500 WOG - 150 WSP



Dimensions

Part No.	Size	A	B	C	D	Cv
160-102	3/8"	2.93	1.41	2.95	0.39	7.77
160-103	1/2"	3.17	1.53	2.95	0.59	16.82
160-104	3/4"	3.52	1.88	3.74	0.79	34.80
160-105	1"	4.19	2.36	4.75	0.97	52.20
160-106	1-1/4"	5.01	2.59	4.75	1.23	112.52
160-107	1-1/2"	5.57	3.22	6.00	1.49	174.00
160-108	2"	6.31	3.50	6.00	1.99	255.20

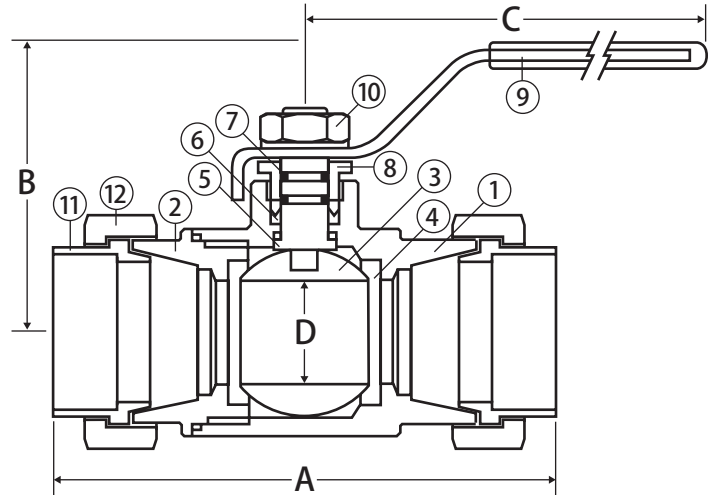
Brass Ball Valve



**2 Piece • Full Port • Double Union End • Solder Connection •
400 WOG**



S-100-DUE



Features

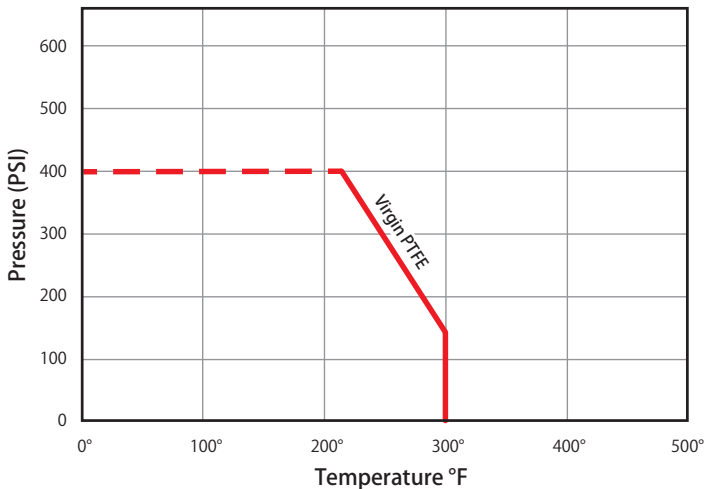
- Triple sealing stem with 2 Viton® o-rings and Teflon® seal
- Blow-out proof stem
- Unions on inlet and outlet
- Corrosion resistant brass
- 100% leak tested
- 100% Made in Italy
- Leakproof stem - Lifetime Warranty
- Accessories available

Approvals

- MSS SP-110
- ASME/ANSI B16.18

Valve Seat Rating

400 WOG



Material Specifications

No.	Part	Materials
1	Body	Brass - CW602N
2	End Connection	Brass - CW602N
3	Ball	Chrome Plated Brass - CW617N
4	Seat (2)	Virgin PTFE
5	Stem	Brass - CW602N
6	Packing	Virgin PTFE
7	Stem O-ring (2)	Viton®
8	Packing Gland	Brass - CW602N
9	Handle	Steel - Geomet® Plated
10	Handle Nut	Steel - Geomet® Plated
11	Tail Piece (2)	Brass - CW602N
12	Union Nut (2)	Brass - CW602N


Dimensions

Part No.	Size	A	B	C	D	Cv
160-503	1/2"	3.58	1.53	2.95	0.59	16.82
160-504	3/4"	3.93	1.92	3.74	0.79	34.80
160-505	1"	4.72	2.40	4.75	0.97	52.20
160-506	1-1/4"	5.27	2.60	4.75	1.23	112.52
160-507	1-1/2"	5.74	3.22	6.00	1.49	174.00
160-508	2"	6.33	3.50	6.00	1.99	255.20

LIT-JV-C 072516

Brass Ball Valve

2 Piece • Full Port • Threaded Connection • Mini Valves • 600 WOG



T-82-M

Features

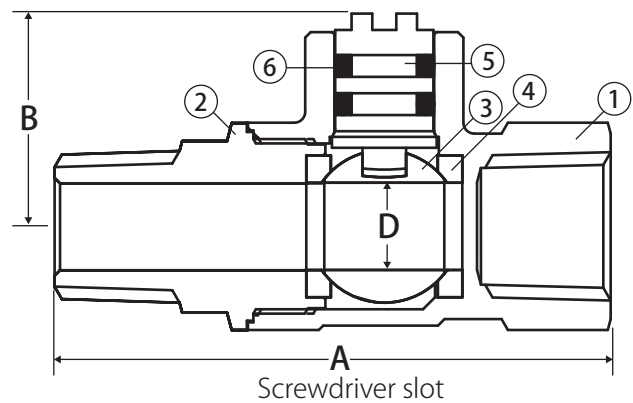
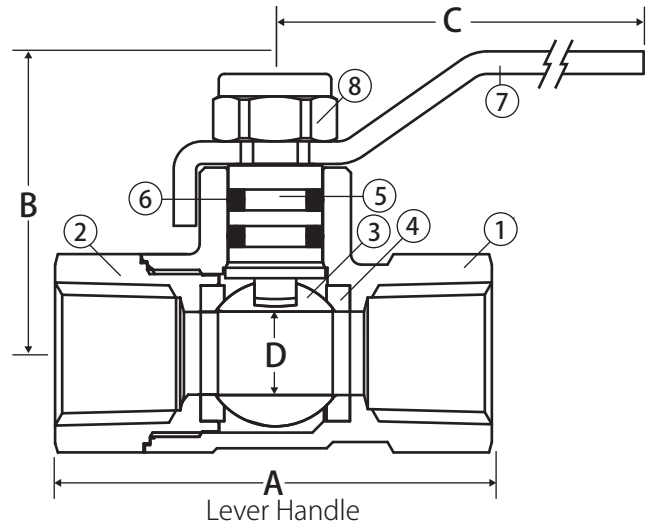
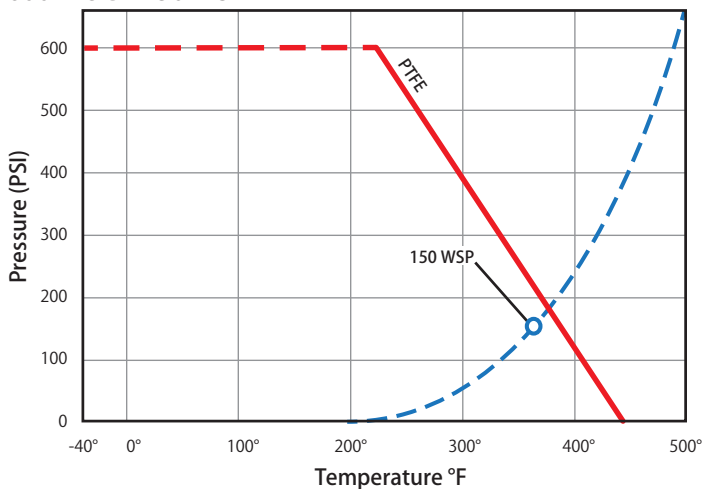
- Blow-out proof stem
- 2 Viton® o-rings
- Greater flow rate
- Large raised wrench flats
- 100% leak tested
- 100% Made in Italy
- Leakproof stem - Lifetime Warranty

Approvals

- CSA Certified
 - ANSI Z21.15 (.5 PSIG) (1/4" - 2")
- MSS SP-110
- ANSI B1.20.1

Valve Seat Rating

600 WOG - 150 WSP



Material Specifications

No.	Part	Materials
1	Body	Brass - CW617N
2	End Connection	Brass - CW617N
3	Ball	Chrome Plated Brass - CW617N
4	Seat (2)	PTFE
5	Stem	Brass - CW614N
6	Stem O-ring (2)	Viton®
7	Handle*	Steel - Geomet® Plated
8	Handle screw*	Steel - Geomet® Plated

* Lever Handle Only

Dimensions

Part No.	Size	A	B	C	D
100-295	1/4" FIP x 1/4" MIP*	2.01	0.77	-	0.31
100-296	1/4" FIP x 1/8" MIP*	1.96	0.77	-	0.31
100-297	1/8" FIP x 1/8" MIP	1.96	1.14	1.69	0.31
100-298	1/4" FIP x 1/8" MIP	1.96	1.14	1.69	0.31
100-299	1/4" FIP x 1/4" MIP	2.01	1.14	1.69	0.31
100-300	1/4" FIP x 1/4" FIP	1.65	1.14	1.69	0.31

* Mini screwdriver slot handle

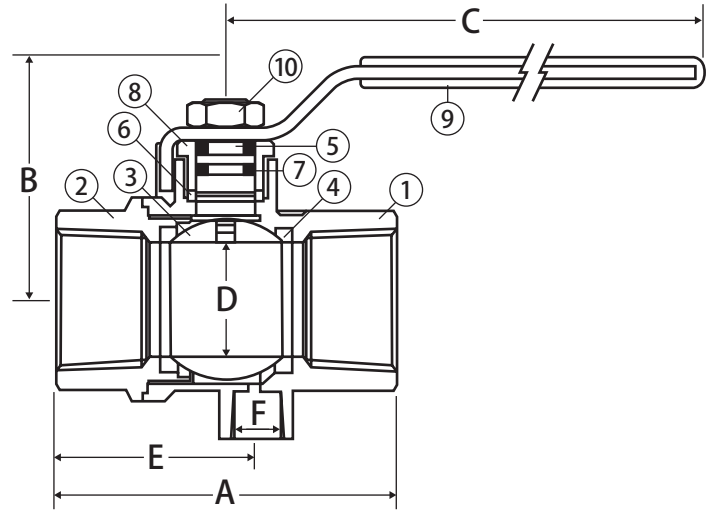
Brass Ball Valve



**2 Piece • Full Port • Threaded Connection • 600 WOG •
with Automatic Vent**



T-100P-SS-WS



Features

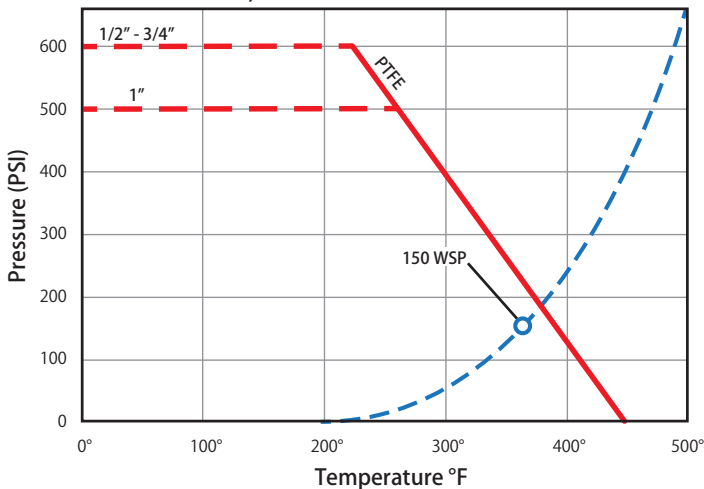
- Quiet operation
- Raised boss to accept NPT threaded muffler
- Muffler available cone or flat
- Automatic downstream venting in closed position
- Reduces compressed air noise to OSHA levels
- Triple sealing stem with 2 Viton® o-rings and Teflon® seal
- 100% leak tested
- 100% Made in Italy
- Accessories available

Approvals

- Meets/exceeds OSHA 1910.95 for noise attenuation and air dispersal
- MSS SP-110
- ANSI B1.20.1

Valve Seat Rating

1/2" - 3/4" 600 WOG, 1" 500 WOG - 150 WSP



Material Specifications

No.	Part	Materials
1	Body	T.E.A. Coated Brass - CW617N
2	End Connection	T.E.A. Coated Brass - CW617N
3	Ball	316 Stainless Steel
4	Seat (2)	Hostaflon® TFM 1600
5	Stem	316 Stainless Steel
6	Packing	Hostaflon® TFM 1600
7	Stem O-ring (2)	Viton®
8	Packing Gland	Nickel Plated Brass - CW614N
9	Handle	Steel - Geomet® Plated
10	Handle Nut	Steel - Geomet® Plated

Dimensions

Part No.	Size	A	B	C	D	E	F
100-923	1/2"	2.44	1.53	2.95	0.59	1.22	0.125
100-924	3/4"	2.71	1.88	3.74	0.79	1.36	0.125
100-925	1"	3.30	2.36	4.72	1.00	1.65	0.125

LTI-JV-C 072516

Filterball

Full Port • Threaded Connections • 400 WOG • with Integrated Strainer



T-100FB

Features

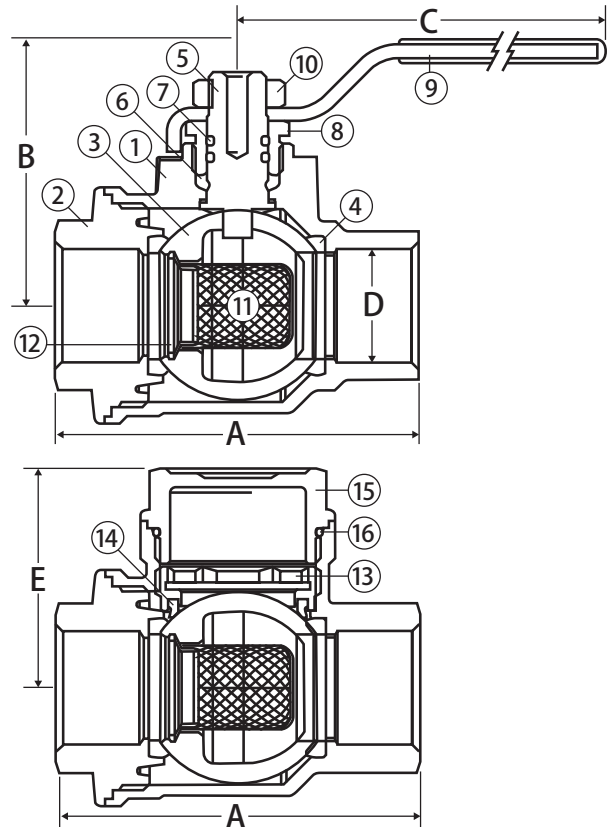
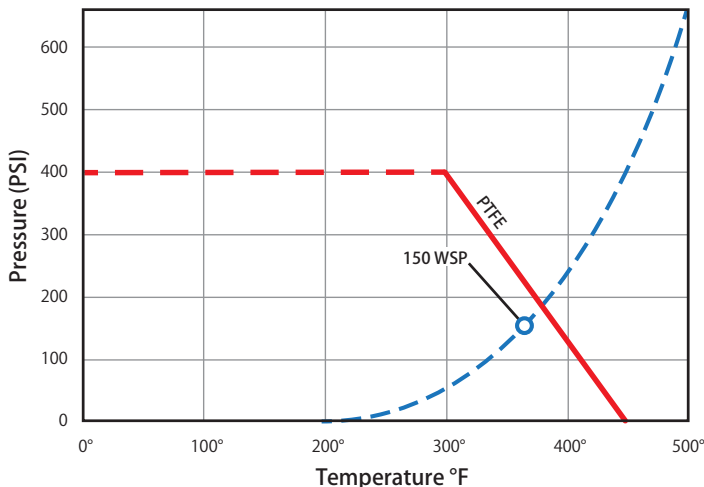
- Blow-out proof stem
- Triple sealing stem with 2 Viton® o-rings and Teflon® seal
- Shipped standard with 304 SS 20 mesh screen
 - Available mesh screens: 40, 60, 80, 100
- Corrosion resistant brass
- Reversible handle
- 100% leak tested
- 100% Made in Italy
- Leakproof stem - Lifetime Warranty
- Accessories available

Approvals

- ANSI B1.20.1

Valve Seat Rating

400 WOG - 150 WSP



Material Specifications

No.	Part	Materials
1	Body	Brass - CW602N
2	End Connection	Brass - CW602N
3	Ball	Chrome Plated Brass - CW602N
4	Seat (2)	Virgin PTFE
5	Stem	Brass - CW602N
6	Packing	Virgin PTFE
7	Stem O-ring (2)	Viton®
8	Packing Gland	Brass - CW614N
9	Handle	Steel - Geomet® Plated
10	Handle Nut	Steel - Geomet® Plated
11	Filter Basket	304 Stainless Steel
12	C-Clip Retainer	304 Stainless Steel
13	Body insert*	Brass - CW602N
14	Auxiliary Seat*	Virgin PTFE
15	Cap	Brass - CW602N
16	O-ring	Viton®

*Not on 1/2" valve

Dimensions

Part No.	Size	A	B	C	D	E	Cv
100-833	1/2"	2.73	2.20	3.74	0.69	1.47	8.12
100-834	3/4"	3.03	2.40	4.72	0.89	1.73	8.70
100-835	1"	3.74	2.60	4.72	1.12	2.01	16.8
100-836	1-1/4"	4.73	3.23	5.91	1.40	2.36	23.2
100-837	1-1/2"	5.00	3.50	5.91	1.77	2.91	36.0
100-838	2"	6.06	4.72	7.87	2.20	3.54	69.6

Brass Ball Valve



1 Piece • Standard Port • Threaded Connection • Mini Valves
450 WOG



FIP x FIP



MIP x FIP
T-84-M

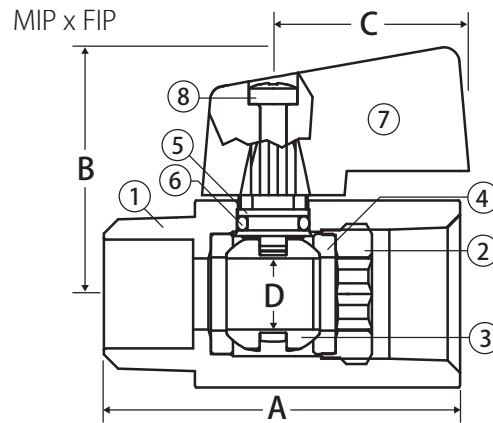
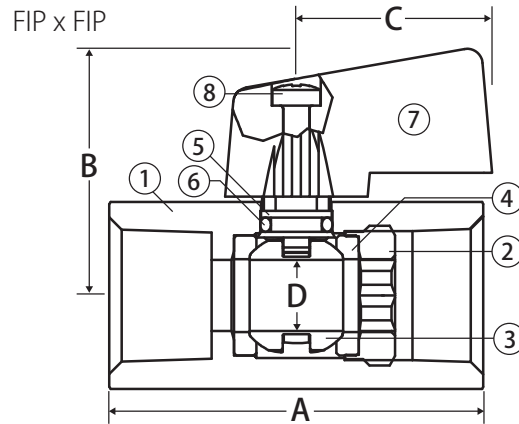
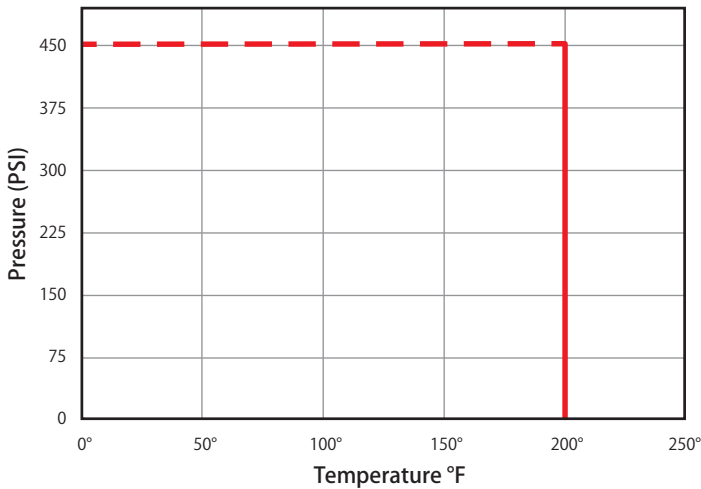
Features

- Blow-out proof stem
- Single o-ring stem design
- Chrome plated brass
- 100% leak tested
- 100% Made in Italy

Approvals

- MSS SP-110
- ANSI B1.20.1

Valve Seat Rating 450 WOG



Material Specifications

No.	Part	Materials
1	Body	Chrome Plated Brass - CW614N
2	Body Inset	Brass - CW614N
3	Ball	Nickel Plated Brass - CW614N
4	Seat (2)	PTFE
5	Stem	Brass - CW614N
6	Stem O-Ring	Buna-N
7	Handle	Nylon 66 - 30% Glass Filled
8	Handle screw	Steel

Dimensions

Part No.	Size	A	B	C	D
FIP x FIP					
100-430	1/8"	1.54	1.05	0.86	0.31
100-431	1/4"	1.70	1.05	0.86	0.31
100-432	3/8"	1.70	1.07	0.86	0.31
100-433	1/2"	2.09	1.16	0.86	0.39

MIP x FIP

100-440	1/8"	1.54	1.05	0.86	0.31
100-441	1/4"	1.70	1.05	0.86	0.31
100-442	3/8"	1.70	1.07	0.86	0.31
100-443	1/2"	2.09	1.16	0.86	0.39

LT-JV-C 072516

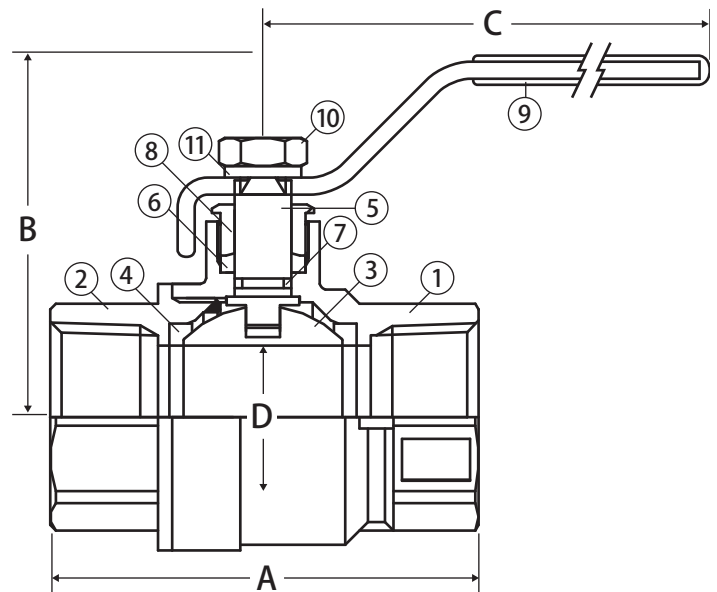
Brass Ball Valve

2 Piece • Full Port • Threaded Connection • 600 WOG



JF-100T

CRN# OC16654.5



Features

- Gland follower and single o-ring stem design
- Blow-out proof stem
- 100% leak tested

Approvals



- UL Listed up to 175 PSI (1/4" - 2")
 - MHKZ - Manual valves
 - YRPV - Gas shut-off valves
- CSA Certified
 - CGA 3.16 (125 PSIG)
 - ANSI Z21.15 (.5 PSIG)
 - CGA CR91 (5 PSIG)
 - ASME B16.44 (5 PSIG)
 - ASME B16.33 (125 PSIG) (1/2" - 2")
 - ASME B16.38 (125 PSIG) (2-1/2" - 4")
- FM Approval (1/4" - 2")
- MSS SP-110
- ANSI B1.20.1

Material Specifications

No.	Part	Materials
1	Body	Brass - C37700
2	End Connection	Brass - C37700
3	Ball	Chrome Plated Brass - C37700
4	Seat (2)	PTFE
5	Stem*	Brass - C37700
6	Packing	PTFE
7	Stem O-ring	Buna-N
8	Packing Gland	Brass - C37700
9	Handle	Steel - Chrome Plated
10	Handle Nut	Steel - Chrome Plated
11	Lock Washer	Steel - Chrome Plated

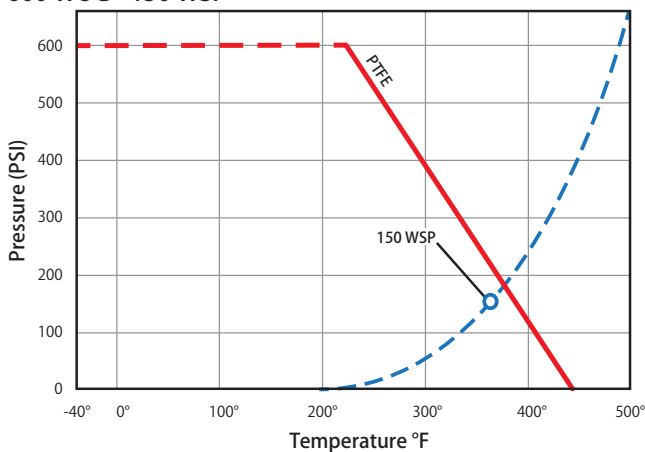
* 3" and 4" have 304 stainless steel stem

Dimensions

Part No.	Size	A	B	C	D
100-101	1/4"	1.73	1.69	3.35	0.39
100-102	3/8"	1.73	1.69	3.35	0.39
100-103	1/2"	2.28	1.81	3.35	0.59
100-104	3/4"	2.52	2.36	4.29	0.75
100-105	1"	2.97	2.52	4.29	0.98
100-106	1-1/4"	3.44	2.52	5.63	1.26
100-107	1-1/2"	3.88	2.72	5.63	1.57
100-108	2"	4.29	3.03	5.63	1.97
100-109	2-1/2"	5.59	4.25	7.76	2.52
100-110	3"	6.34	4.92	8.37	2.95
100-111	4"	7.83	5.85	9.25	3.90

Valve Seat Rating

600 WOG - 150 WSP



Brass Ball Valve

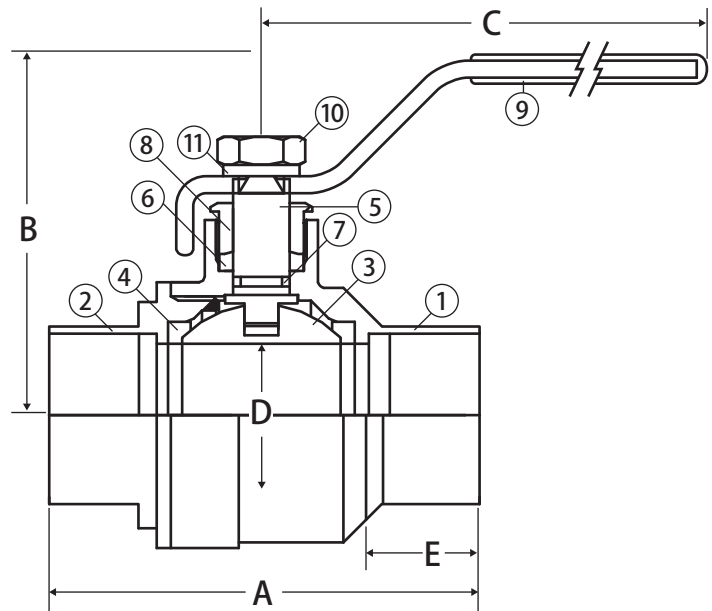


2 Piece • Full Port • Solder Connection • 600 WOG



JF-100S

CRN# OC16654.5



Features

- Gland follower and single o-ring stem design
- Blow-out proof stem
- 100% leak tested

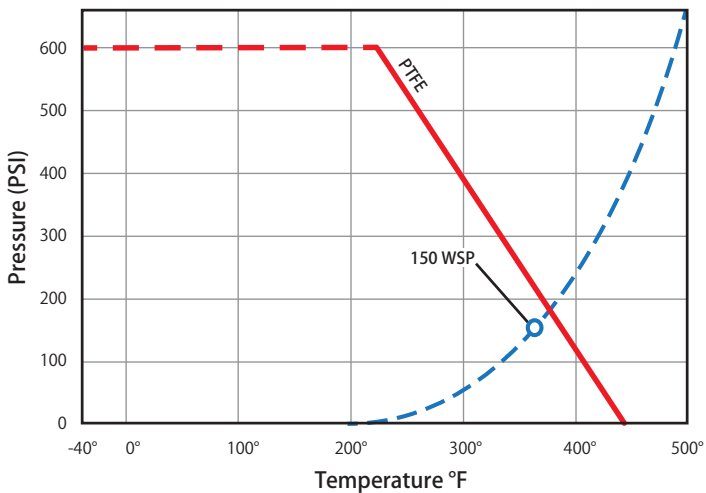
Approvals



- UL Listed up to 175 PSI (1/2" - 2")
 - MHKZ - Manual valves
 - YRPV - Gas shut-off valves
- FM Approval (1/2" - 2")
- MSS SP-110
- ASME/ANSI B16.18

Valve Seat Rating

600 WOG - 150 WSP



Material Specifications

No.	Part	Materials
1	Body	Brass - C37700
2	End Connection	Brass - C37700
3	Ball	Chrome Plated Brass - C37700
4	Seat (2)	PTFE
5	Stem*	Brass - C37700
6	Packing	PTFE
7	Stem O-ring	Buna-N
8	Packing Gland	Brass - C37700
9	Handle	Steel - Chrome Plated
10	Handle Nut	Steel - Chrome Plated
11	Lock Washer	Steel - Chrome Plated

* 3" and 4" have 304 stainless steel stem

Dimensions

Part No.	Size	A	B	C	D	E
100-113	1/2"	2.17	1.81	3.35	0.59	0.50
100-114	3/4"	2.80	2.36	4.29	0.75	0.75
100-115	1"	3.27	2.52	4.29	0.98	0.86
100-116	1-1/4"	4.10	2.52	5.63	1.26	1.08
100-117	1-1/2"	4.33	2.72	5.63	1.57	0.98
100-118	2"	5.34	3.03	5.63	1.97	1.21
100-119	2-1/2"	6.39	4.25	7.76	2.52	1.48
100-120	3"	7.10	4.92	8.37	2.95	1.66
100-121	4"	9.56	5.85	9.25	3.90	2.22

LIT-JV-C 072516

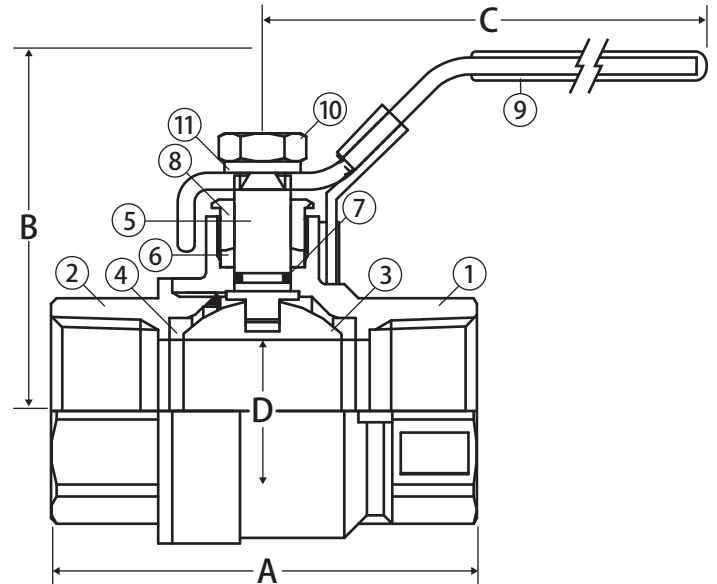
Brass Ball Valve

2 Piece • Full Port • Threaded Connection • 600 WOG •
with Latch Lock Handle



JF-100T-LH

CRN# OC16654.5



Features

- Gland follower and single o-ring stem design
- Blow-out proof stem
- Latch lock handle
- 100% leak tested

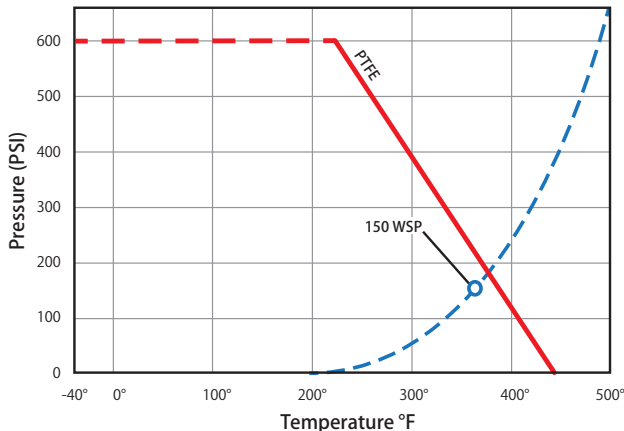
Approvals



- UL Listed up to 175 PSI (1/4" - 2")
 - MHKZ - Manual valves
 - YRPV - Gas shut-off valves
- CSA Certified
 - CGA 3.16 (125 PSIG)
 - ANSI Z21.15 (.5 PSIG)
 - CGA CR91 (5 PSIG)
 - ASME B16.44 (5 PSIG)
 - ASME B16.33 (1/2" - 2")
 - ASME B16.38 (2-1/2" - 3")
- FM Approval (1/4" - 2")
- MSS SP-110
- ANSI B1.20.1

Valve Seat Rating

600 WOG - 150 WSP



Material Specifications

No.	Part	Materials
1	Body	Brass - C37700
2	End Connection	Brass - C37700
3	Ball	Chrome Plated Brass - C37700
4	Seat (2)	PTFE
5	Stem	Brass - C37700
6	Packing	PTFE
7	Stem O-ring	Buna-N
8	Packing Gland	Brass - C37700
9	Handle	Steel - Chrome Plated
10	Handle Nut	Steel - Chrome Plated
11	Lock Washer	Steel - Chrome Plated

Dimensions

Part No.	Size	A	B	C	D
100-101LH	1/4"	1.73	2.63	4.49	0.39
100-102LH	3/8"	1.73	2.63	4.49	0.39
100-103LH	1/2"	2.28	2.69	4.49	0.59
100-104LH	3/4"	2.52	2.91	4.86	0.75
100-105LH	1"	2.97	3.22	4.86	0.98
100-106LH	1-1/4"	3.44	3.45	5.59	1.26
100-107LH	1-1/2"	3.88	3.59	5.59	1.57
100-108LH	2"	4.29	3.97	5.59	1.97
100-109LH	2-1/2"	5.59	4.88	7.35	2.52
100-110LH	3"	6.34	5.25	7.35	2.95

Brass Ball Valve

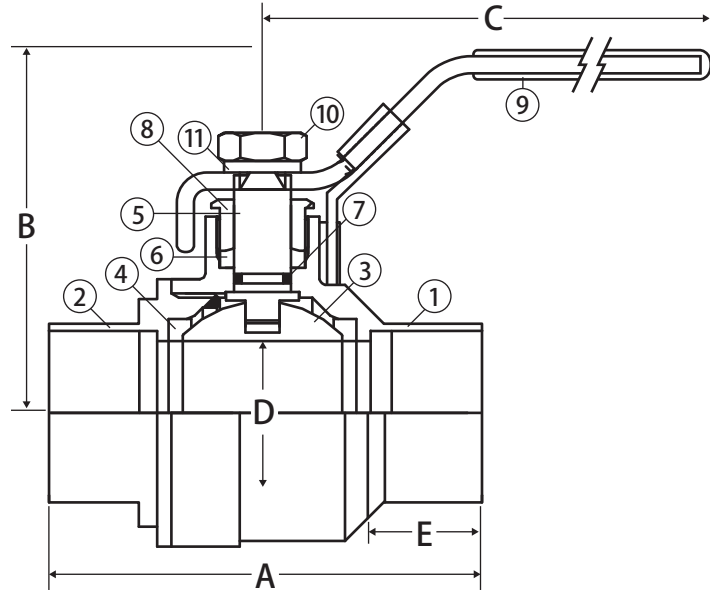


**2 Piece • Full Port • Solder Connection • 600 WOG •
with Latch Lock Handle**



JF-100S-LH

CRN# OC16654.5



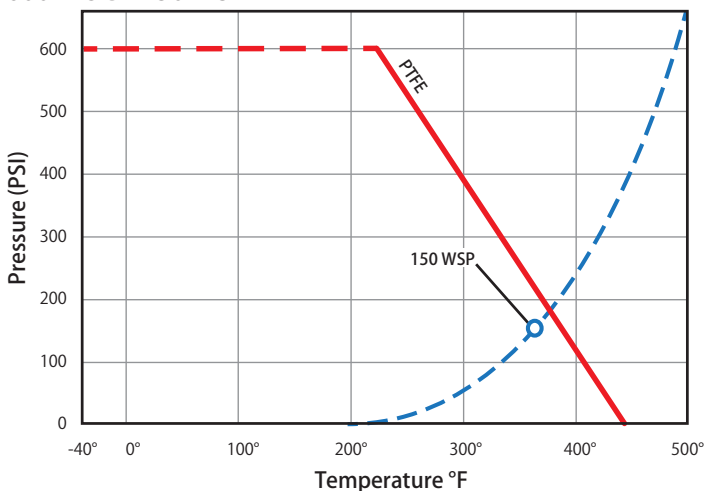
Features

- Gland follower and single o-ring stem design
- Blow-out proof stem
- Latch lock handle
- 100% leak tested

Approvals

- UL Listed up to 175 PSI (1/2" - 2")
 - MHKZ - Manual valves
 - YRPV - Gas shut-off valves
- FM Approval (1/2" - 2")
- MSS SP-110
- ASME/ANSI B16.18

Valve Seat Rating 600 WOG - 150 WSP



Material Specifications

No.	Part	Materials
1	Body	Brass - C37700
2	End Connection	Brass - C37700
3	Ball	Chrome Plated Brass - C37700
4	Seat (2)	PTFE
5	Stem	Brass - C37700
6	Packing	PTFE
7	Stem O-ring	Buna-N
8	Packing Gland	Brass - C37700
9	Handle	Steel - Chrome Plated
10	Handle Nut	Steel - Chrome Plated
11	Lock Washer	Steel - Chrome Plated

Dimensions

Part No.	Size	A	B	C	D	E
100-113LH	1/2"	2.17	2.69	4.49	0.59	0.50
100-114LH	3/4"	2.80	2.91	4.86	0.75	0.75
100-115LH	1"	3.27	3.22	4.86	0.98	0.86
100-116LH	1-1/4"	4.10	3.45	5.59	1.26	1.08
100-117LH	1-1/2"	4.33	3.59	5.59	1.57	0.98
100-118LH	2"	5.34	3.97	5.59	1.97	1.21
100-119LH	2-1/2"	6.39	4.88	7.35	2.52	1.48
100-120LH	3"	7.10	5.25	7.35	2.95	1.66

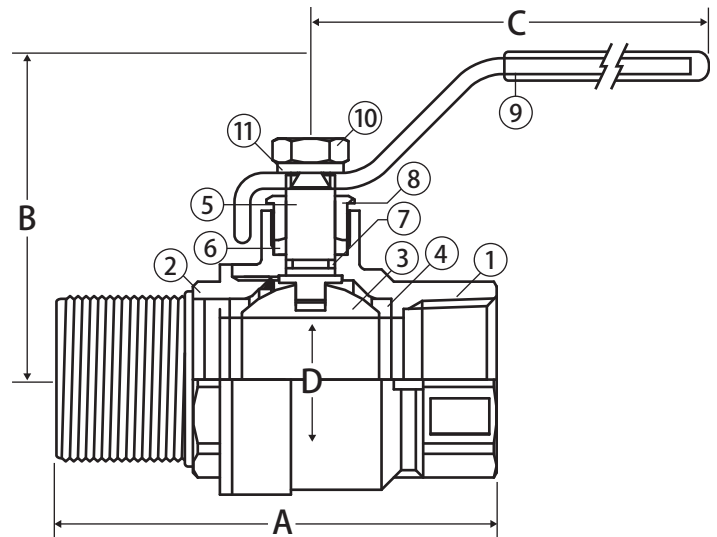
LIT-JV-C 072516

Brass Ball Valve

2 Piece • Full Port • Male x Female Connection • 600 WOG



JF-100TFM



Features

- Gland follower and single o-ring stem design
- Blow-out proof stem
- 100% leak tested

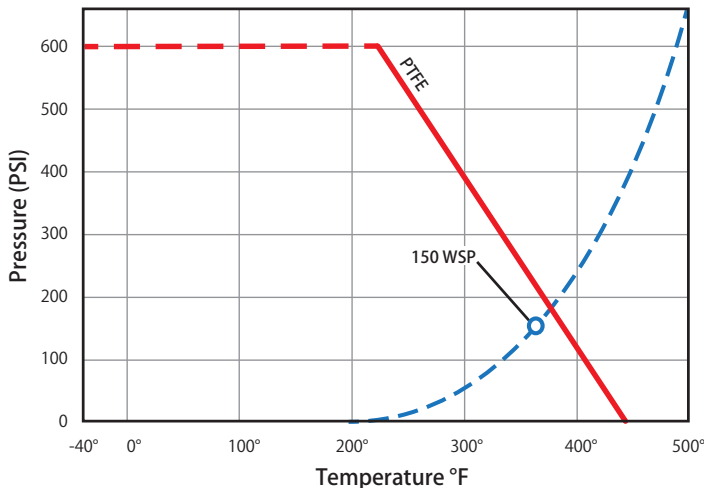
Approvals



- UL Listed up to 175 PSI
 - MHKZ - Manual valves
 - YRPV - Gas shut-off valves
- FM Approval
- MSS SP-110
- ANSI B1.20.1

Valve Seat Rating

600 WOG - 150 WSP



Material Specifications

No.	Part	Materials
1	Body	Brass - C37700
2	End Connection	Brass - C37700
3	Ball	Chrome Plated Brass - C37700
4	Seat (2)	PTFE
5	Stem	Brass - C37700
6	Packing	PTFE
7	Stem O-ring	Buna-N
8	Packing Gland	Brass - C37700
9	Handle	Steel - Chrome Plated
10	Handle Nut	Steel - Chrome Plated
11	Lock Washer	Steel - Chrome Plated

Dimensions

Part No.	Size	A	B	C	D
100-131	1/4"	2.05	1.69	3.35	0.39
100-132	3/8"	2.05	1.69	3.35	0.39
100-133	1/2"	2.50	1.81	3.35	0.59
100-134	3/4"	2.83	2.36	4.29	0.75
100-135	1"	3.27	2.52	4.29	0.98

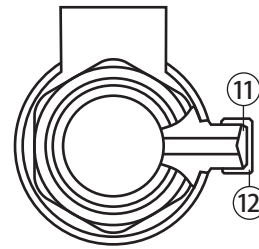
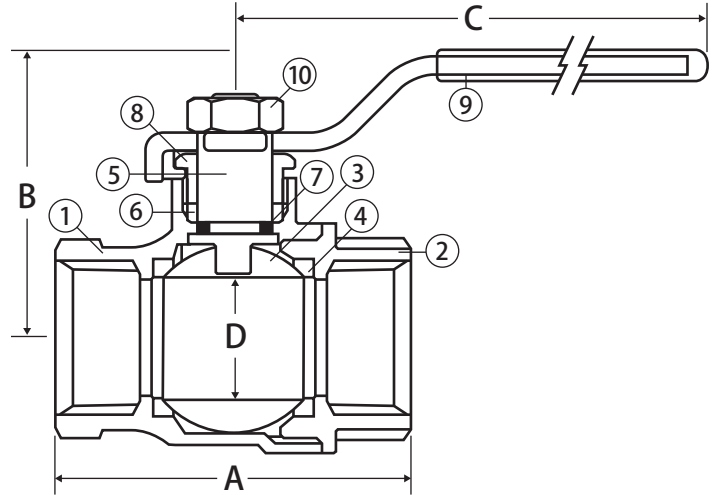
Brass Ball Valve



2 Piece • Full Port • Threaded Connection • 600 WOG • with Drain



T-110



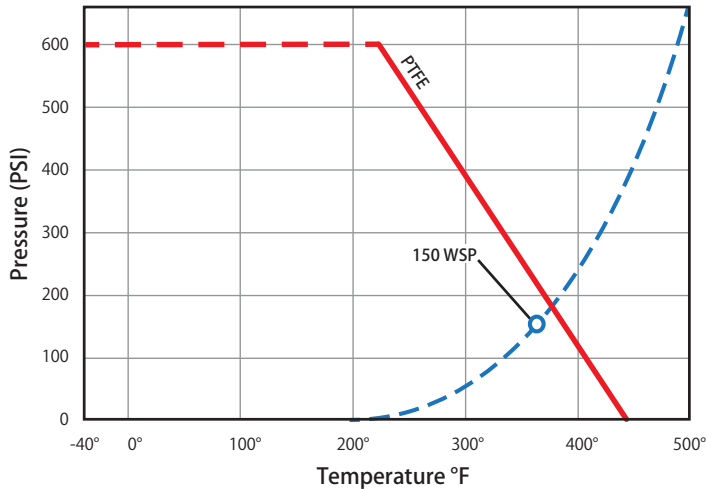
Features

- Gland follower and single o-ring stem design
- Blow-out proof stem
- Drain feature prevents freeze-up
- 100% leak tested

Approvals

- MSS SP-110
- ANSI B1.20.1

Valve Seat Rating 600 WOG - 150 WSP



Material Specifications

No.	Part	Materials
1	Body	Brass - C37700
2	End Connection	Brass - C37700
3	Ball	Chrome Plated Brass - C37700
4	Seat (2)	PTFE
5	Stem	Brass - C37700
6	Packing	PTFE
7	Stem O-ring	Buna-N
8	Packing Gland	Brass - C37700
9	Handle	Steel - Chrome Plated
10	Handle Nut	Steel - Chrome Plated
11	Flat Washer	Buna-N
12	Bleeder Cap	Brass - C37700

Dimensions

Part No.	Size	A	B	C	D
100-633	1/2"	2.28	1.81	3.35	0.59
100-634	3/4"	2.52	2.36	4.29	0.75
100-635	1"	2.97	2.52	4.29	0.98

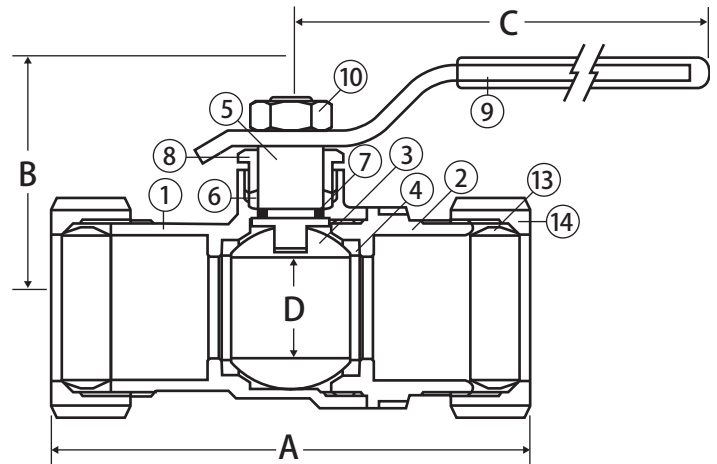
LT-JV-C 072516

Brass Ball Valve

2 Piece • Full Port • Compression Connection • 600 WOG • with Drain



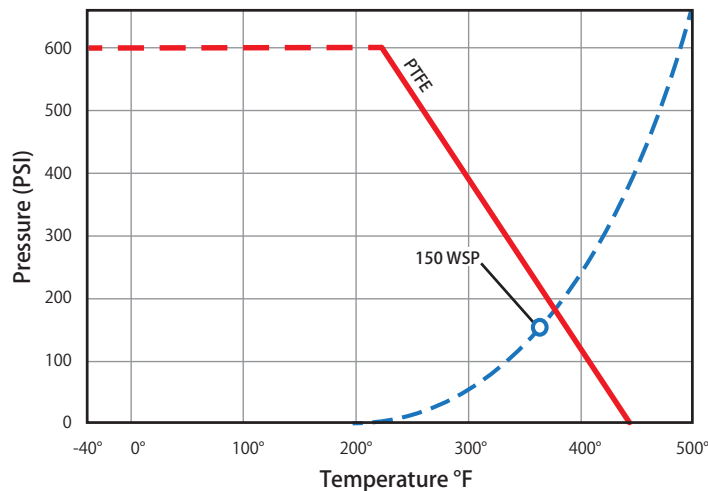
C-402



Features

- Drain feature prevents freeze-up
- Eliminates seat damage during soldering
- Compression ends ease maintenance
- Blow-out proof stem
- 100% leak tested

Valve Seat Rating 600 WOG - 150 WSP



Material Specifications

No.	Part	Materials
1	Body	Brass - C37700
2	End Connection	Brass - C37700
3	Ball	Chrome Plated Brass - C37700
4	Seat (2)	PTFE
5	Stem	Brass - C37700
6	Packing	PTFE
7	Stem O-ring	Buna-N
8	Packing Gland	Brass - C37700
9	Handle	Steel - Chrome Plated
10	Handle Nut	Steel - Chrome Plated
11	Flat Washer*	Buna-N
12	Bleeder Cap*	Brass - C37700
13	Compression Ring	Brass - C37700
14	Compression Nut	Brass - C37700

* Not shown in drawing

Dimensions

Part No.	Size	A	B	C	D
102-653	1/2"	2.83	1.81	3.35	0.59
102-654	3/4"	3.31	2.36	4.29	0.75
102-655	1"	3.90	2.52	4.29	0.98

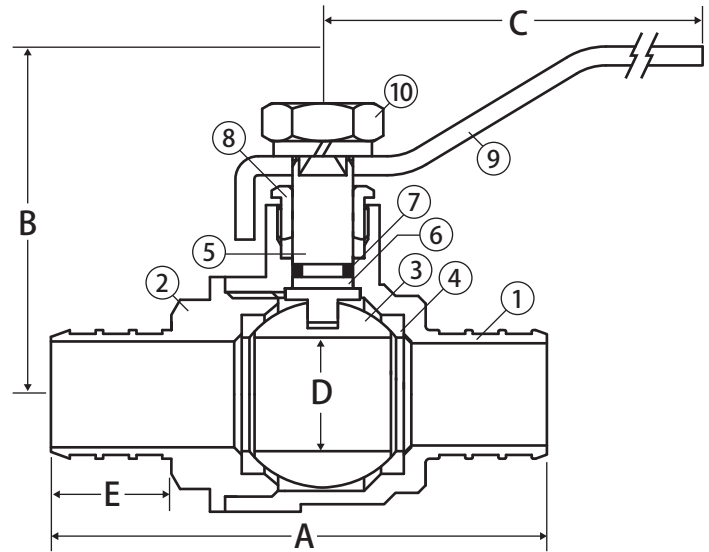
Brass Ball Valve



2 Piece • Standard Port • Crimp Pex Connection • 600 WOG



T-412



Features

- Blow-out proof stem design
- 100% leak tested

Approvals

- ASTM F1807
- CSA Certified
 - ASME A112.4.14

Pressure Rating

- Body rated to 600 WOG
- Crimp connection rated to 100 WOG up to 180°F

Material Specifications

No.	Part	Materials
1	Body	Brass - C37700
2	End Connection	Brass - C37700
3	Ball	Chrome Plated Brass - C37700
4	Seat (2)	PTFE
5	Stem	Brass - C37700
6	Packing	PTFE
7	Stem O-ring	Buna-N
8	Packing Gland	Brass - C37700
9	Handle	Steel - Chrome Plated
10	Handle Nut	Steel - Chrome Plated

Dimensions

Part No.	Size	A	B	C	D	E
103-523P	1/2"	2.45	1.65	3.54	0.35	0.63
103-524P	3/4"	2.58	1.72	3.54	0.53	0.63
103-525P	1"	3.16	1.95	4.45	0.71	0.80

LT-JV-C 072516

Brass Ball Valve

2 Piece • Standard Port • Solder x Crimp Pex Connection • 600 WOG



S-412

Features

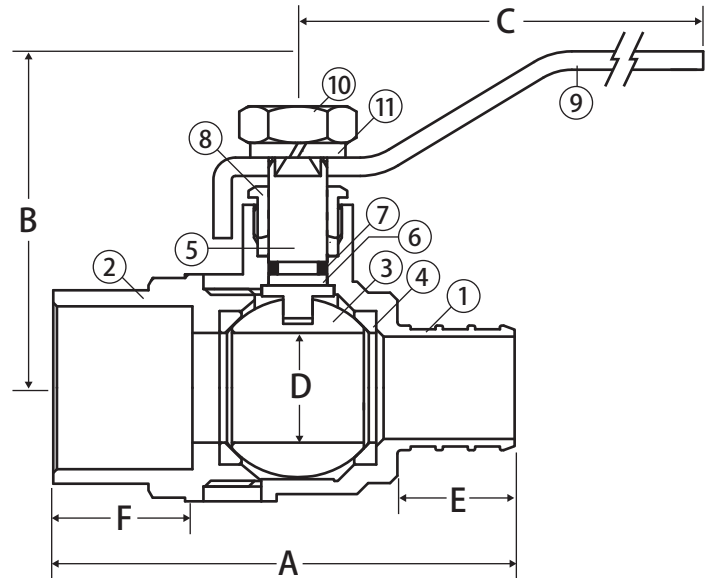
- Blow-out proof stem design
- 100% leak tested

Approvals

- ASTM F1807
- CSA Certified
 - ASME A112.4.14

Pressure Rating

- Body rated to 600 WOG
- Crimp connection rated to 100 WOG up to 180°F



Material Specifications

No.	Part	Materials
1	Body	Brass - C37700
2	End Connection	Brass - C37700
3	Ball	Chrome Plated Brass - C37700
4	Seat (2)	PTFE
5	Stem	Brass - C37700
6	Packing	PTFE
7	Stem O-ring	Buna-N
8	Packing Gland	Brass - C37700
9	Handle	Steel - Chrome Plated
10	Handle Nut	Steel - Chrome Plated
11	Lock Washer	Steel - Chrome Plated

Dimensions

Part No.	Size	A	B	C	D	E	F
103-533P	1/2"	2.05	1.65	3.54	0.35	0.63	0.51
103-534P	3/4"	2.48	1.72	3.54	0.53	0.63	0.75

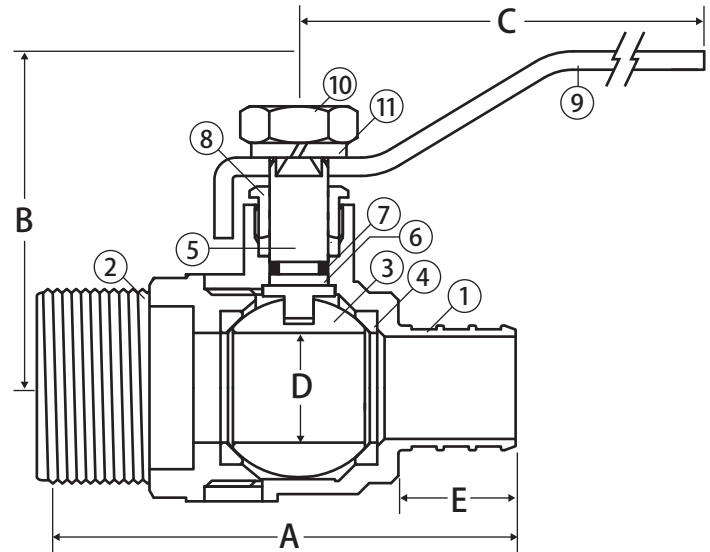
Brass Ball Valve



**2 Piece • Standard Port • Male Threaded x Crimp Pex Connection
• 600 WOG**



T-412MP



Features

- Blow-out proof stem design
- 100% leak tested

Approvals

- ASTM F1807
- CSA Certified
 - ASME A112.4.14

Pressure Rating

- Body rated to 600 WOG
- Crimp connection rated to 100 WOG up to 180°F

Material Specifications

No.	Part	Materials
1	Body	Brass - C37700
2	End Connection	Brass - C37700
3	Ball	Chrome Plated Brass - C37700
4	Seat (2)	PTFE
5	Stem	Brass - C37700
6	Packing	PTFE
7	Stem O-ring	Buna-N
8	Packing Gland	Brass - C37700
9	Handle	Steel - Chrome Plated
10	Handle Nut	Steel - Chrome Plated
11	Lock Washer	Steel - Chrome Plated

Dimensions

Part No.	Size	A	B	C	D	E
103-534MP	3/4"	2.58	1.65	3.54	0.53	0.63

LT-JV-C 072516

Brass Mini Ball Valve

2 Piece • Full Port • Threaded Connection • Mini Valves • 600 WOG



100-397 100-398 100-399 100-400



100-397TH 100-398TH 100-399TH 100-400TH

T-83C

Features

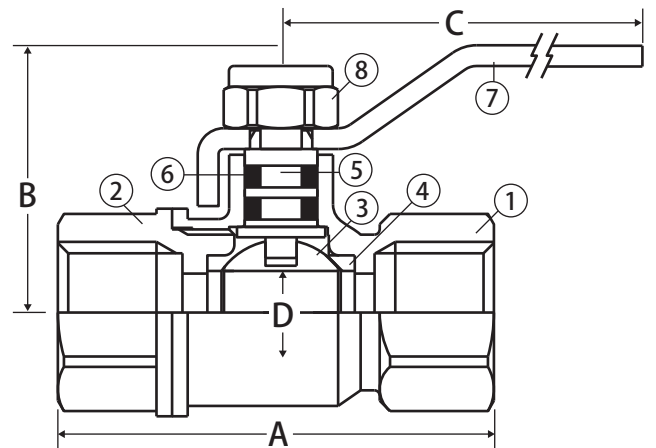
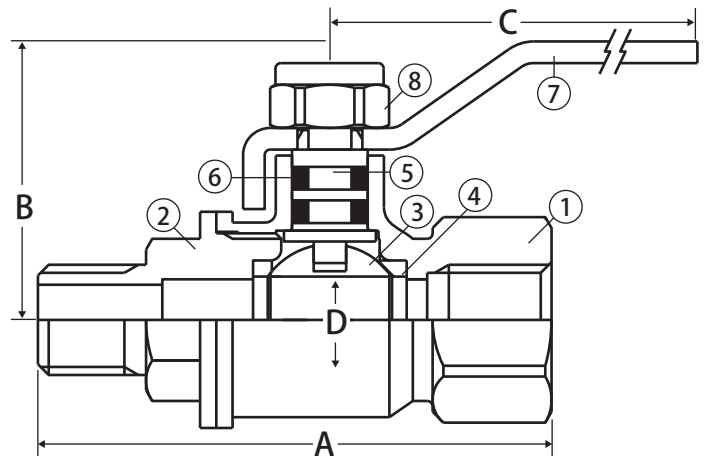
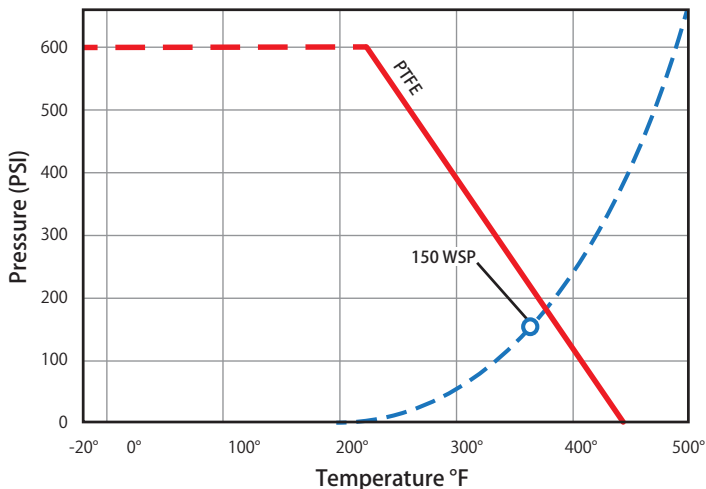
- Large raised wrench flats
- 2 Buna-N o-rings
- 100% leak tested

Approvals

- MSS SP-110
- ANSI B1.20.1

Valve Seat Rating

600 WOG - 150 WSP



Material Specifications

No.	Part	Materials
1	Body	Brass - C37700
2	End Connection	Brass - C37700
3	Ball	Chrome Plated Brass - C37700
4	Seat (2)	PTFE
5	Stem	Brass - C37700
6	Stem O-ring (2)	Buna-N
7	Handle*	Steel - Chrome Plated or Aluminum
8	Handle Nut / Screw*	Steel - Chrome Plated

*Material depends on handle selection

Dimensions

Part No.	Size	A	B	C	D
Lever Handle					
100-397	1/8" FIP x 1/8" MIP	1.90	1.07	1.77	0.28
100-398	1/4" FIP x 1/8" MIP	1.93	1.07	1.77	0.28
100-399	1/4" FIP x 1/4" MIP	2.01	1.07	1.77	0.28
100-400	1/4" FIP x 1/4" FIP	1.65	1.07	1.77	0.28
T-Handle					
100-397TH	1/8" FIP x 1/8" MIP	1.90	1.10	1.33	0.28
100-398TH	1/4" FIP x 1/8" MIP	1.93	1.10	1.33	0.28
100-399TH	1/4" FIP x 1/4" MIP	2.01	1.10	1.33	0.28
100-400TH	1/4" FIP x 1/4" FIP	1.65	1.10	1.33	0.28

Brass Ball Valve



**2 Piece • Full Port • Threaded Connection • 600 WOG •
with Swivel Pump Flange**



JF-100T-FL

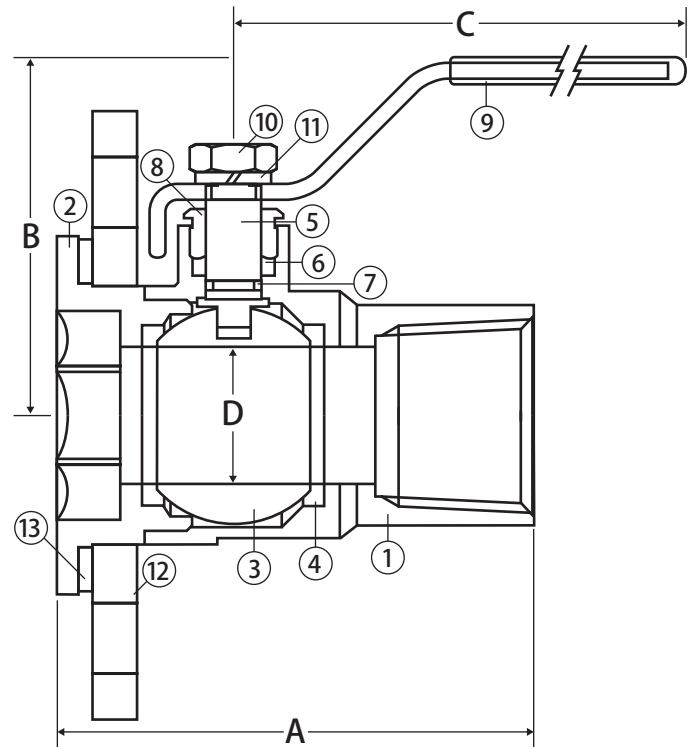
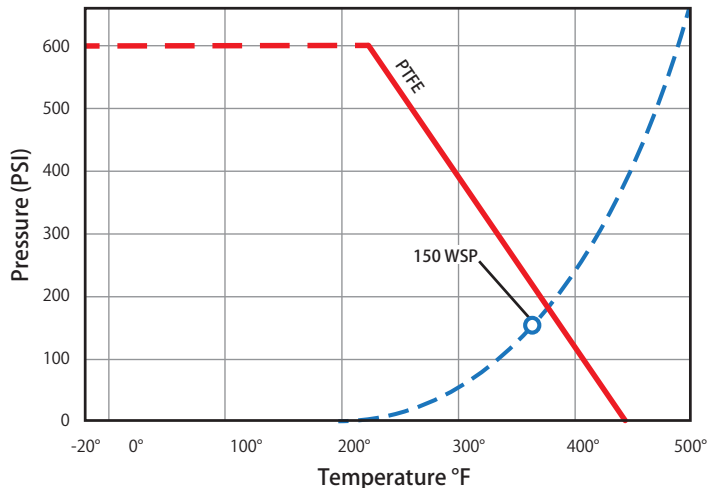
Features

- For use on flanged end circulation pumps
- Ideal for use on in-floor heating systems
- Swivel flange allows valve to be mounted in any position
- Positional lever handle for easy operation
- 100% leak tested

Approvals

- ANSI B1.20.1

Valve Seat Rating 600 WOG - 150 WSP



Material Specifications

No.	Part	Materials
1	Body	Brass - C37700
2	End Connection	Brass - C37700
3	Ball	Chrome Plated Brass - C37700
4	Seat (2)	PTFE
5	Stem	Brass - C37700
6	Packing	PTFE
7	Stem O-ring	Buna-N
8	Packing Gland	Brass - C37700
9	Handle	Steel - Chrome Plated
10	Handle Nut	Steel - Chrome Plated
11	Lock Washer	Steel - Chrome Plated
12	Flange	Steel - Chrome Plated
13	Body Gasket	EPDM
14	Mounting Bolt (2)*	Steel - Chrome Plated
15	Mounting Nut (2)*	Steel - Chrome Plated
16	Pump Gasket*	EPDM

* Not shown in drawing

Dimensions

Part No.	Size	A	B	C	D
100-103FL	1/2"	2.34	1.48	3.54	0.51
100-104FL	3/4"	2.54	1.94	4.45	0.75
100-105FL	1"	2.75	2.17	4.45	0.98
100-106FL	1-1/4"	3.05	2.51	5.74	1.25

LT-JV-C 072516

Brass Ball Valve

**2 Piece • Full Port • Solder Connection • 600 WOG •
with Swivel Pump Flange**



JF-100S-FL

Features

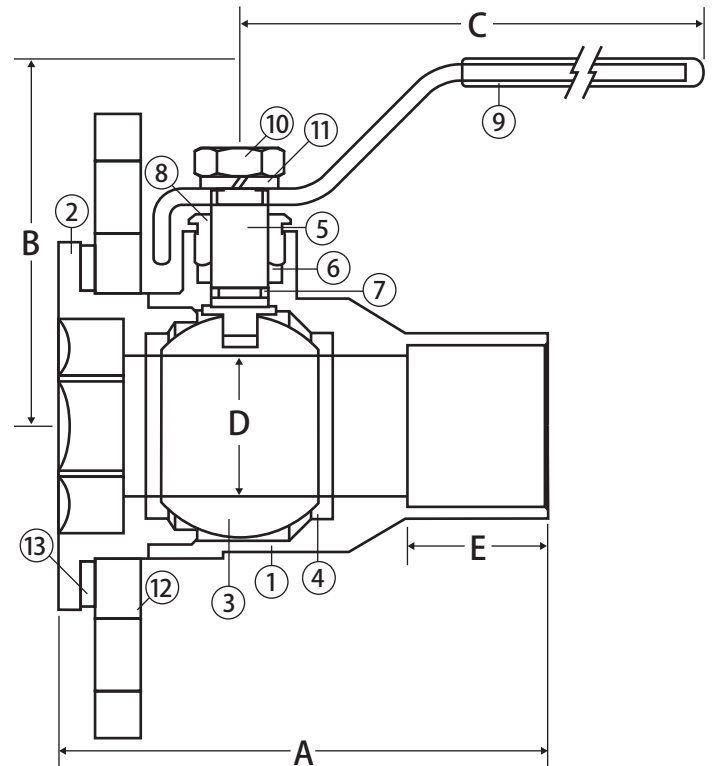
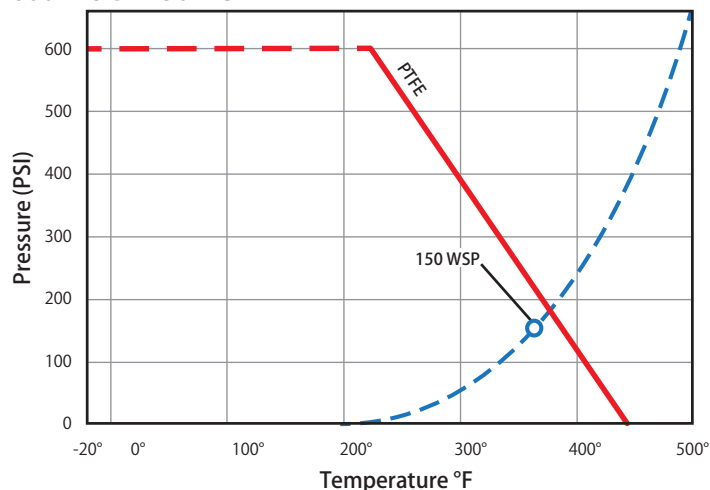
- For use on flanged end circulation pumps
- Ideal for use on in-floor heating systems
- Swivel flange allows valve to be mounted in any position
- Positional lever handle for easy operation
- 100% leak tested

Approvals

- ASME/ANSI B16.18

Valve Seat Rating

600 WOG - 150 WSP



Material Specifications

No.	Part	Materials
1	Body	Brass - C37700
2	End Connection	Brass - C37700
3	Ball	Chrome Plated Brass - C37700
4	Seat (2)	PTFE
5	Stem	Brass - C37700
6	Packing	PTFE
7	Stem O-ring	Buna-N
8	Packing Gland	Brass - C37700
9	Handle	Steel - Chrome Plated
10	Handle Nut	Steel - Chrome Plated
11	Lock Washer	Steel - Chrome Plated
12	Flange	Steel - Chrome Plated
13	Body Gasket	EPDM
14	Mounting Bolt (2)*	Steel - Chrome Plated
15	Mounting Nut (2)*	Steel - Chrome Plated
16	Pump Gasket*	EPDM

* Not shown in drawing

Dimensions

Part No.	Size	A	B	C	D	E
100-113FL	1/2"	2.20	1.48	3.54	0.51	0.51
100-114FL	3/4"	2.63	1.94	4.45	0.75	0.75
100-115FL	1"	2.96	2.17	4.45	0.98	0.86
100-116FL	1-1/4"	3.44	2.51	5.74	1.25	1.08

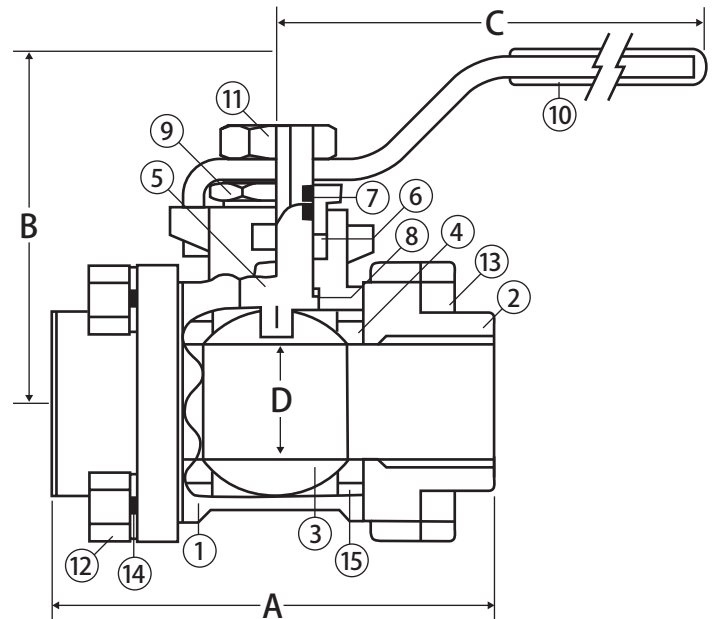
Brass Ball Valve



3 Piece 4 Bolt • Full Port • Threaded Connection • 600 WOG



T-600-4B



Features

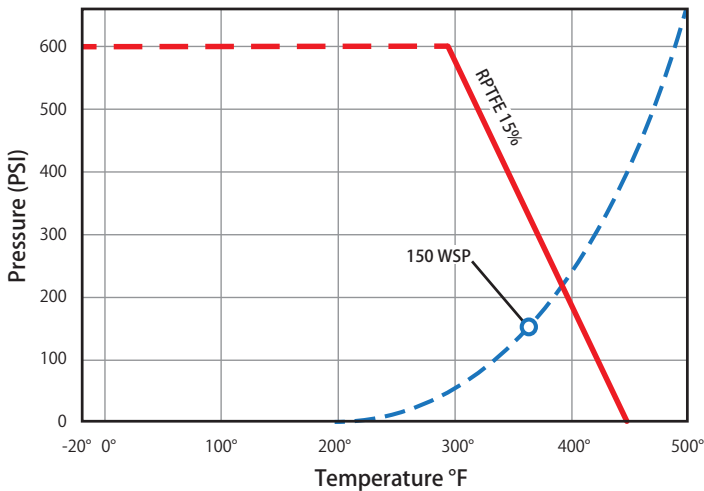
- Latch lock handle standard
- 3 piece swing out body
- 100% leak tested

Approvals

- MSS SP-110
- ANSI B1.20.1

Valve Seat Rating

600 WOG - 150 WSP



Material Specifications

No.	Part	Materials
1	Body	Brass - C37000
2	End Cap (2)	Brass - C37000
3	Ball	Chrome Plated Brass - C3600
4	Seat (2)	RPTFE - 15%
5	Stem	Brass - C3600
6	Packing	RPTFE - 15%
7	O-Ring (2)	Viton®
8	Stem Seal	RPTFE - 15%
9	Packing Gland	Brass - C3600
10	Handle	Steel - Nickel Plated
11	Handle Nut	Steel - Nickel Plated
12	Body Bolt (4)	Steel - Nickel Plated
13	Body Nut (4)	Steel - Nickel Plated
14	Lock Washer (8)	Steel - Nickel Plated
15	Body Seal	RPTFE - 15%

Dimensions

Part No.	Size	A	B	C	D	Torque
500-603	1/2"	2.62	1.81	2.87	0.59	22
500-604	3/4"	2.93	2.40	4.67	0.79	
500-605	1"	3.44	2.52	4.67	0.99	55
500-606	1-1/4"	3.96	3.11	5.86	1.26	95
500-607	1-1/2"	4.43	3.27	5.86	1.50	120
500-608	2"	5.55	3.62	7.87	1.97	340

LIT-JV-C 072516

Brass Ball Valve

3 Piece 4 Bolt • Full Port • Brazed Connection • 600 WOG



S-600-4B

Features

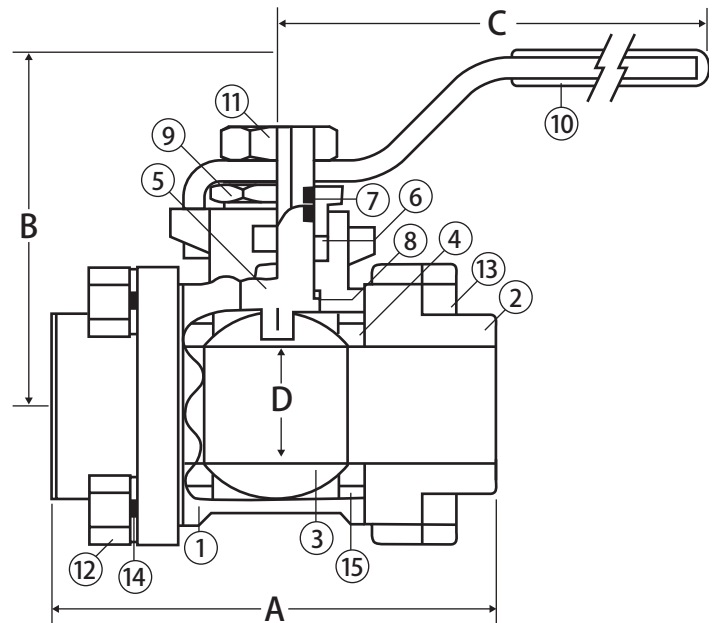
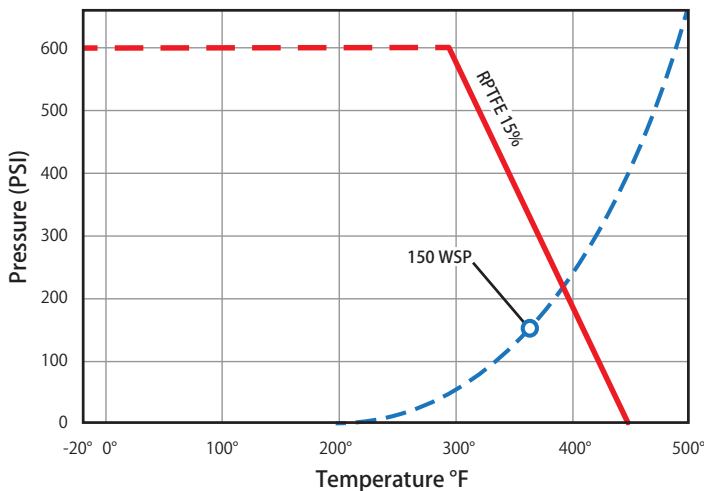
- Latch lock handle standard
- 3 piece swing out body
- Body should be swung out during brazing process
- 100% leak tested

Approvals

- MSS SP-110
- ASME/ANSI B16.18

Valve Seat Rating

600 WOG - 150 WSP



Material Specifications

No.	Part	Materials
1	Body	Brass - C37000
2	End Cap (2)	Brass - C37000
3	Ball	Chrome Plated Brass - C3600
4	Seat (2)	RPTFE - 15%
5	Stem	Brass - C3600
6	Packing	RPTFE - 15%
7	O-Ring (2)	Viton®
8	Stem Seal	RPTFE - 15%
9	Packing Gland	Brass - C3600
10	Handle	Steel - Nickel Plated
11	Handle Nut	Steel - Nickel Plated
12	Body Bolt (4)	Steel - Nickel Plated
13	Body Nut (4)	Steel - Nickel Plated
14	Lock Washer (8)	Steel - Nickel Plated
15	Body Seal	RPTFE - 15%


Dimensions

Part No.	Size	A	B	C	D	Torque
500-613	1/2"	2.62	1.81	2.87	0.59	22
500-614	3/4"	2.93	2.40	4.67	0.79	
500-615	1"	3.44	2.52	4.67	0.99	55
500-616	1-1/4"	3.96	3.11	5.86	1.26	95
500-617	1-1/2"	4.43	3.27	5.86	1.50	120
500-618	2"	5.55	3.62	7.87	1.97	340

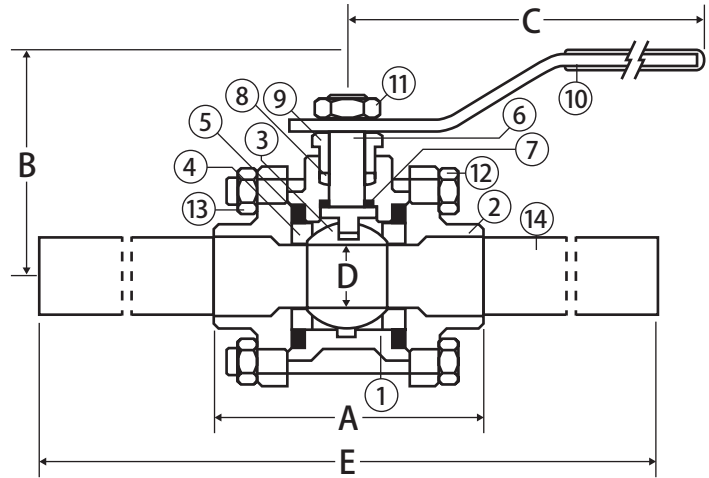
Medical Gas Ball Valve



**3 Piece 4 Bolt • Oxygen Cleaned for Medical Gas •
Copper Stub Connection • 600 WOG**



S-650-CE-4B



Features

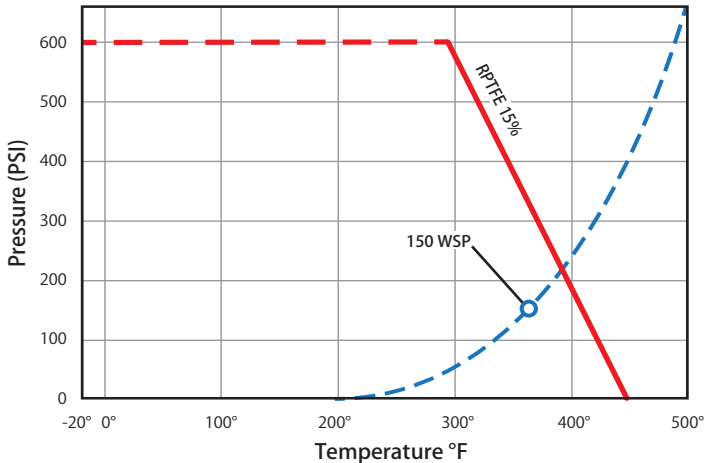
- NFPA-99C standard
- "K" copper tubing extensions silver brazed
- Latch lock handle is standard
- Oxygen cleaned
- 100% leak tested

Approvals

- MSS SP-110

Valve Seat Rating

600 WOG - 150 WSP



Material Specifications

No.	Part	Materials
1	Body	Brass
2	End Cap (2)	Brass
3	Ball	Chrome Plated Brass
4	Seat (2)	RPTFE - 15%
5	Body O-ring (2)	Viton®
6	Stem	Brass
7	Stem Seal	RPTFE - 15%
8	Packing	RPTFE - 15%
9	Packing Gland	Brass
10	Handle	Steel - Nickel Plated
11	Handle Nut	Steel - Nickel Plated
12	Body Bolt (4)	Steel - Nickel Plated
13	Body Nut (4)	Steel - Nickel Plated
14	Extension (2)	Copper
15	Locking Device*	Steel - Nickel Plated
16	Grip*	Plastic
17	Copper Extension*	Typek
18	End Plug*	Plastic

* Not shown in drawing

Dimensions

Part No.	Size	A	B	C	D	E
500-803	1/2"	2.64	1.81	2.87	0.59	17.50
500-804	3/4"	2.95	2.44	4.67	0.79	17.50
500-805	1"	3.46	2.56	4.67	0.99	19.00
500-806	1-1/4"	3.97	3.11	5.86	1.26	20.00
500-807	1-1/2"	4.45	3.27	5.86	1.50	23.50
500-808	2"	5.55	3.66	7.87	1.97	26.00

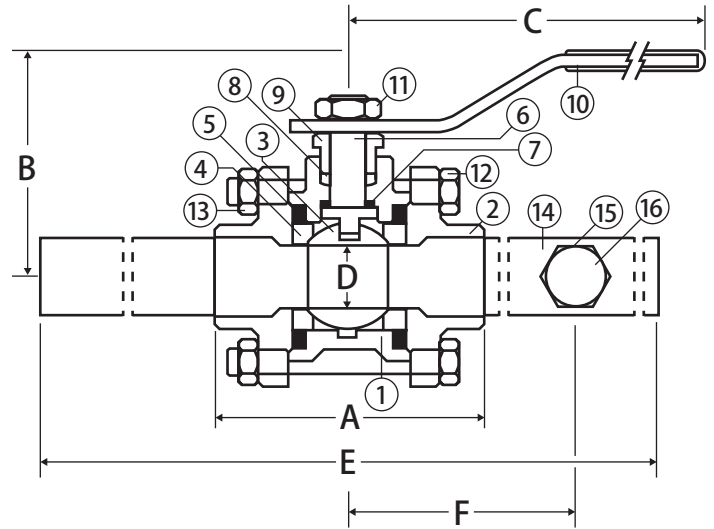
LIT-JV-C 072516

Medical Gas Ball Valve

**3 Piece 4 Bolt • Oxygen Cleaned for Medical Gas •
Copper Stub Connection • with Single Gauge Port • 600 WOG**



S-675-GP-4B



Features

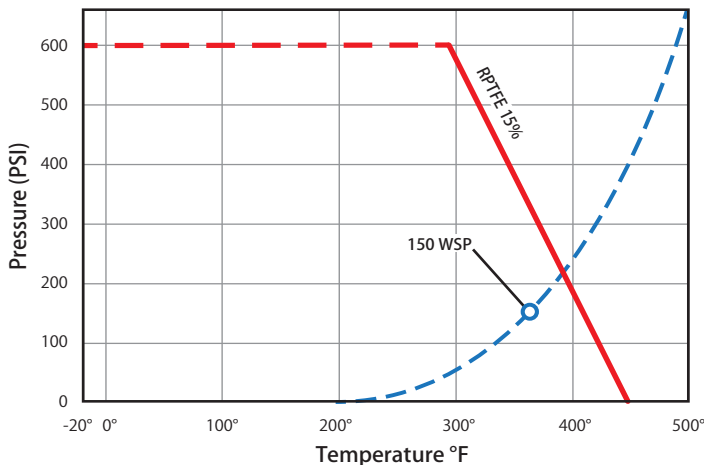
- NFPA-99C standard
- One 1/8" gauge purge port
- "K" copper tubing extensions silver brazed
- Latch lock handle is standard
- Oxygen cleaned
- 100% leak tested

Approvals

- MSS SP-110

Valve Seat Rating

600 WOG - 150 WSP



Material Specifications

No.	Part	Materials
1	Body	Brass
2	End Cap (2)	Brass
3	Ball	Chrome Plated Brass
4	Seat (2)	RPTFE - 15%
5	Body O-ring (2)	Viton®
6	Stem	Brass
7	Stem Seal	RPTFE - 15%
8	Packing	RPTFE - 15%
9	Packing Gland	Brass
10	Handle	Steel - Nickel Plated
11	Handle Nut	Steel - Nickel Plated
12	Body Bolt (4)	Steel - Nickel Plated
13	Body Nut (4)	Steel - Nickel Plated
14	Extension (2)	Copper
15	Port Housing	Brass
16	Purge Port	Brass
17	Locking Device*	Steel - Nickel Plated
18	End Plug*	Plastic
19	Purge Port*	Brass

* Not shown in drawing

Dimensions

Part No.	Size	A	B	C	D	E	F
500-823	1/2"	2.64	1.81	2.87	0.59	17.50	5.00
500-824	3/4"	2.95	2.44	4.67	0.79	17.50	5.00
500-825	1"	3.46	2.56	4.67	0.99	19.00	5.00
500-826	1-1/4"	3.97	3.11	5.86	1.26	20.00	6.50
500-827	1-1/2"	4.45	3.27	5.86	1.50	23.50	6.50
500-828	2"	5.55	3.66	7.87	1.97	26.00	6.50

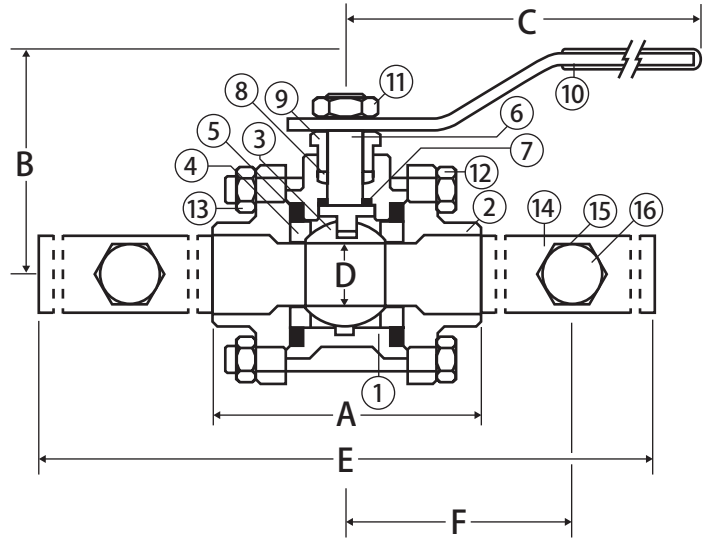
Medical Gas Ball Valve



**3 Piece 4 Bolt • Oxygen Cleaned for Medical Gas •
Copper Stub Connection • with Double Gauge Port • 600 WOG**



S-675-DGP-4B



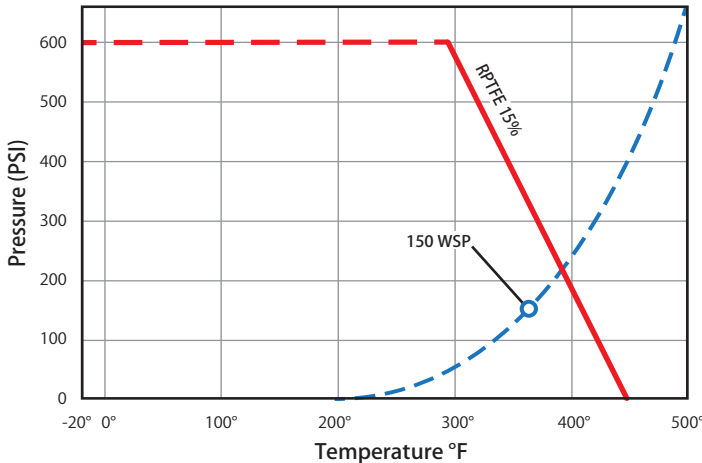
Features

- NFPA-99C standard
- Two 1/8" gauge purge ports
- "K" copper tubing extensions silver brazed
- Latch lock handle is standard
- Oxygen cleaned
- 100% leak tested

Approvals

- MSS SP-110

Valve Seat Rating 600 WOG - 150 WSP



Material Specifications

No.	Part	Materials
1	Body	Brass
2	End Cap (2)	Brass
3	Ball	Chrome Plated Brass
4	Seat (2)	RPTFE - 15%
5	Body O-ring (2)	Viton®
6	Stem	Brass
7	Stem Seal	RPTFE - 15%
8	Packing	RPTFE - 15%
9	Packing Gland	Brass
10	Handle	Steel - Nickel Plated
11	Handle Nut	Steel - Nickel Plated
12	Body Bolt (4)	Steel - Nickel Plated
13	Body Nut (4)	Steel - Nickel Plated
14	Extension (2)	Copper
15	Port Housing (2)	Brass
16	Purge Port (2)	Brass
17	Locking Device*	Steel - Nickel Plated
18	End Plug*	Plastic
19	Purge Port*	Brass

* Not shown in drawing

Dimensions

Part No.	Size	A	B	C	D	E	F
500-833	1/2"	2.64	1.81	2.87	0.59	17.50	5.00
500-834	3/4"	2.95	2.44	4.67	0.79	17.50	5.00
500-835	1"	3.46	2.56	4.67	0.99	19.00	5.00
500-836	1-1/4"	3.97	3.11	5.86	1.26	20.00	6.50
500-837	1-1/2"	4.45	3.27	5.86	1.50	23.50	6.50
500-838	2"	5.55	3.66	7.87	1.97	26.00	6.50

LT-JV-C 072516

Jomar offers on-site ultrasonic cleaning of our products for use in medical oxygen services.

NFPA 99C states that materials for use in medical gas piping must be cleaned, plugged, capped and bagged until installed.

This process removes hydrocarbons (typically a grease or oil type substance) and other readily oxidizable materials using an ultrasonic cleaning device. Our oxygen cleaning process intends to remove all traces of contamination tightly adhered or embedded onto solid surfaces.



Add-A-Valve®

Emergency Shut Off Device



Add-A-Valve

Description

Emergency shut off device for copper tubing eliminates shutdowns. Allows replacement of defective valve or installation of new valve on hot or cold water in 30 minutes or less* without shutting off water. Valve may be replaced or installed on hot or cold water, H₂O glycol systems, under pressure, on type M, L & K and copper tube.

*Times may vary depending on working conditions

Features

- Eliminates facility shutdowns
- Bottom cleanout cap serves as full port line tap
- Lead free sweat ball valve included in package
- Loc-Tite® gasket sealant included
- U.S. and Canadian patent no. 5,316,037

Pressure Rating

- 220°F x 250 PSI

Installation Note

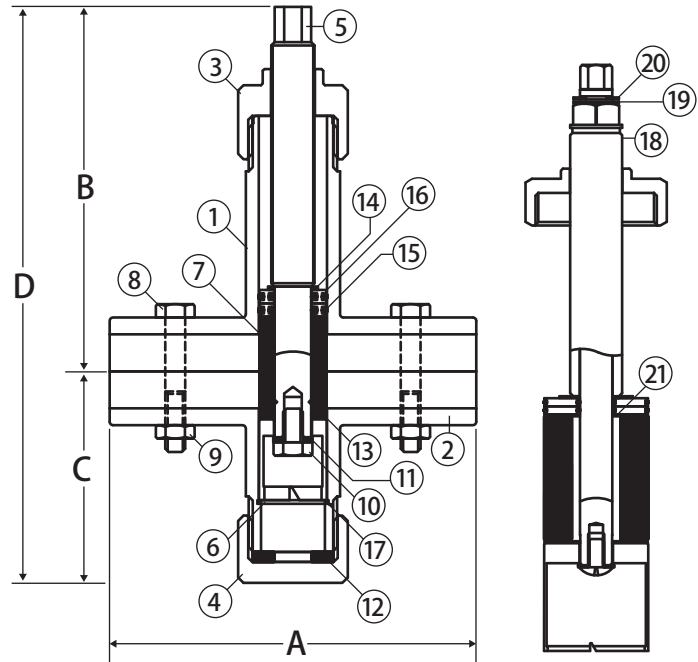
For sizes 1-1/4" - 2" you MUST have 2 people.

Detailed instructions can be found online at:
<http://www.jomarvalve.com/products/add-a-valve>

Lead Free Statement

The Jomar Add-a-Valve® is an emergency shutdown kit that is comprised of a service saddle, cutting-tee, adhesive and a lead free brass ball valve. It is Jomar's interpretation of the law that the service saddle portion of this kit (the Add-a-Valve® cutter assembly) is exempt under the Safe Water Drinking Act and the brass ball valve that is provided is lead free. Therefore, the entire Jomar Add-a-Valve® kit meets all federal lead free legislation.

*"(4) EXEMPTIONS.—The prohibitions in paragraphs (1) and (3) shall not apply to—
 "(B) toilets, bidets, urinals, fill valves, flushometer valves, tub fillers, shower valves, service saddles, or water distribution main gate valves that are 2 inches in diameter or larger."
 -Safe Drinking Water Act*



Material Specifications

No.	Part	Materials
1	Body Half - Top	Forged Brass
2	Body Half - Bottom	Forged Brass
3	Stem Holder (1/2 - 1")	Brass
	(1-1/4 - 2")	Forged Brass
4	Bottom Cap (1/2 - 1")	Brass
	(1-1/4 - 2")	Forged Brass
5	Stem	Hardened Steel
6	Cutter	SKD11 Steel
7	Plug	Viton®
8	Bolt	304 Stainless Steel
9	Nut	304 Stainless Steel
10	Cutter Screw	304 Stainless Steel
11	Washer	304 Stainless Steel
12	Gasket	Viton®
13	Washer	304 Stainless Steel
14	Washer	304 Stainless Steel
15	O-ring	Viton®
16	O-ring Holder	Brass
17	Seat Ring	304 Stainless Steel
18	Thread Tube	Brass
19	Washer	304 Stainless Steel
20	Spring Washer	304 Stainless Steel
21	Insert (2" only)	Brass

Dimensions

Part No.	Size	A	B	C	D (Open)	D (Closed)
800-103ADD	1/2"	2.99	5.08	1.61	6.69	5.12
800-104ADD	3/4"	3.31	6.30	2.48	8.78	6.77
800-105ADD	1"	3.66	7.48	2.80	10.28	7.68
800-106ADD	1-1/4"	4.25	9.77	2.80	12.72	9.77
800-107ADD	1-1/2"	4.65	10.43	3.58	13.86	10.43
800-108ADD	2"	7.20	12.17	3.98	16.61	12.17

LIT-JVC 072516

Gas Ball Valve

**2 Piece • Female Dielectric Union End x Female Connections •
600 WOG**



T-204DU FIP x FIP

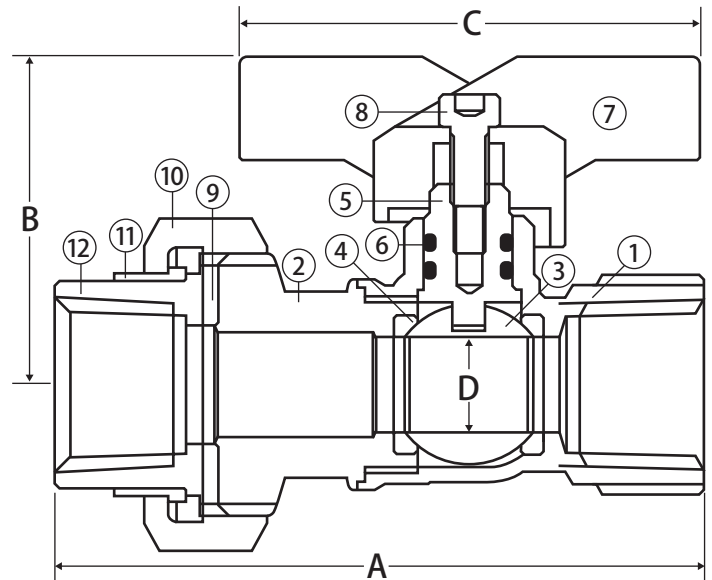
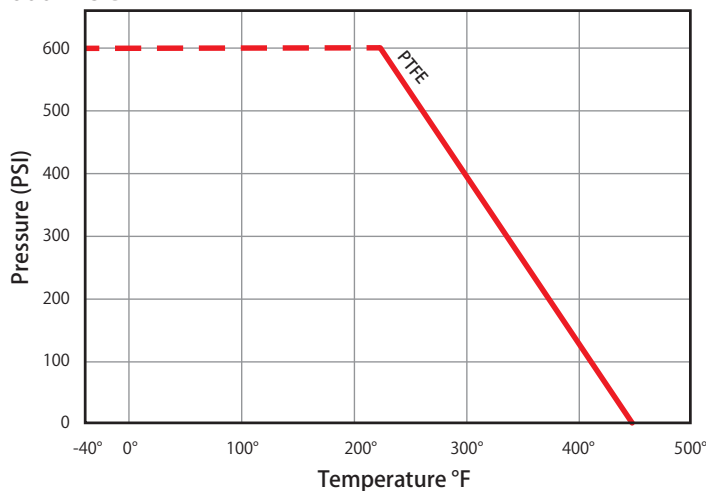
Features

- Meets the NFPA 58 dielectric requirement
- Valve can be locked in the closed position by reversing the handle
- 2 Viton® o-rings
- 100% leak tested
- 100% Made in Italy
- Leakproof stem - Lifetime Warranty

Approvals

- CSA Certified
 - ANSI Z21.15 (.5 PSIG)
 - ASME B16.44 (5 PSI)
 - CGA CR91 (5 PSIG)
- ANSI B1.20.1
- Meets or exceeds applicable part of UL: YSDT - LP Gas Shut-off valves (600PSI)
- MSS SP-110

Valve Seat Rating 600 WOG



Material Specifications

No.	Part	Materials
1	Body	Brass - CW617N
2	End Connection	Brass - CW617N
3	Ball	Chrome Plated Brass - CW614N
4	Seat (2)	PTFE
5	Stem	Brass - CW614N
6	Stem O-ring (2)	Viton®
7	Handle	Aluminum
8	Handle Screw	Steel - Geomet® Plated
9	Gasket	Buna-N
10	Union Nut	Brass - CW617N
11	Dielectric Ring	Nylon 6
12	Tail Piece	Brass - CW614N

Dimensions

Part No.	Size	A	B	C	D
101-403DU	1/2" FIP x 1/2" FIP	3.24	1.63	2.32	0.47
101-404DU	3/4" FIP x 3/4" FIP	3.55	1.79	2.32	0.59

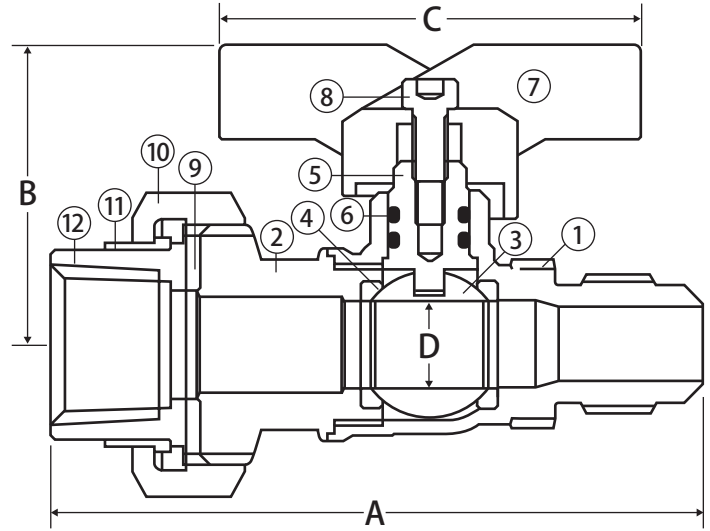
Gas Ball Valve



2 Piece • Female Dielectric Union End x Flare Connections • 600 WOG



T-204DU FIP x FL



Features

- Meets the NFPA 58 dielectric requirement
- Valve can be locked in the closed position by reversing the handle
- 2 Viton® o-rings
- 100% leak tested
- 100% Made in Italy
- Leakproof stem - Lifetime Warranty

Approvals

- CSA Certified
 - ANSI Z21.15 (.5 PSIG)
 - ASME B16.44 (5 PSI)
 - CGA CR91 (5 PSIG)
- ANSI B1.20.1
- Meets or exceeds applicable part of UL: YSDT - LP Gas Shut-off valves (600PSI)
- MSS SP-110
- Flare Connection in accordance with NFPA 54/ANSI Z223.1

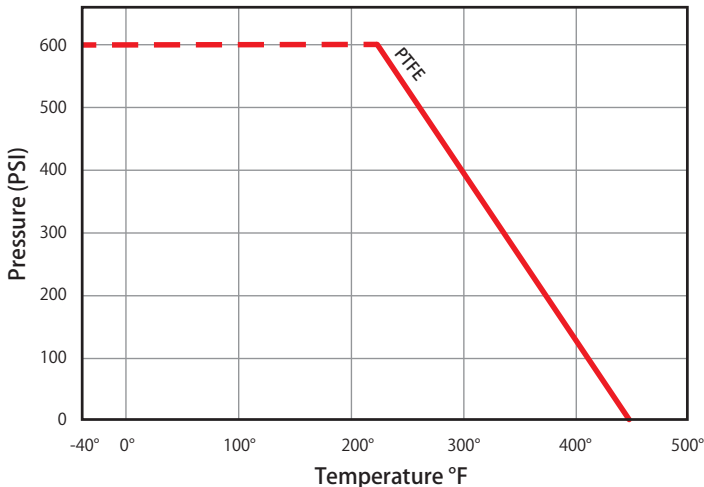
Material Specifications

No.	Part	Materials
1	Body	Brass - CW617N
2	End Connection	Brass - CW617N
3	Ball	Chrome Plated Brass - CW614N
4	Seat (2)	PTFE
5	Stem	Brass - CW614N
6	Stem O-ring (2)	Viton®
7	Handle	Aluminum
8	Handle Screw	Steel - Geomet® Plated
9	Gasket	Buna-N
10	Union Nut	Brass - CW617N
11	Dielectric Ring	Nylon 6
12	Tail Piece	Brass - CW614N

Dimensions

Part No.	Size	A	B	C	D
101-513DU	1/2" FIP x 1/2" FL	3.54	1.63	2.32	0.47

Valve Seat Rating 600 WOG



LIT-JV-C 072516

Gas Ball Valve

**2 Piece • Male Dielectric Union End x Female Connections •
600 WOG**



T-204DU MIP x FIP

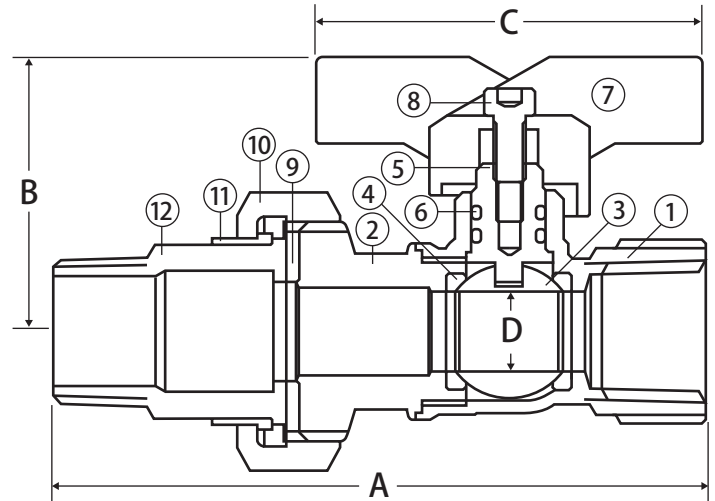
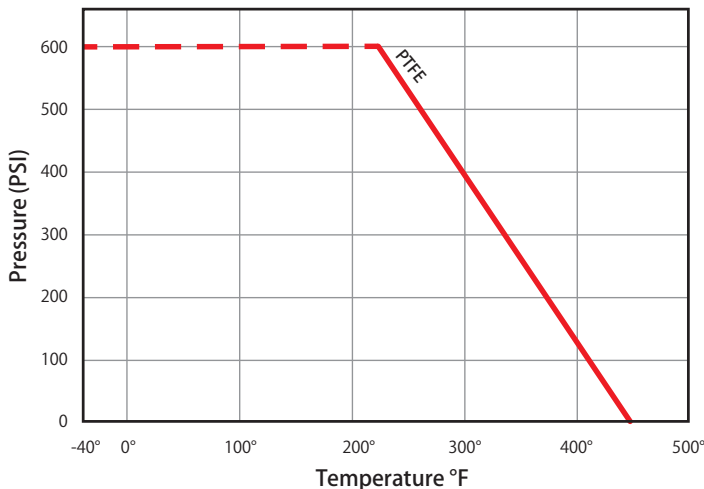
Features

- Meets the NFPA 58 dielectric requirement
- Valve can be locked in the closed position by reversing the handle
- 2 Viton® o-rings
- 100% leak tested
- 100% Made in Italy
- Leakproof stem - Lifetime Warranty

Approvals

- CSA Certified
 - ANSI Z21.15 (.5 PSIG)
 - ASME B16.44 (5 PSI)
 - CGA CR91 (5 PSIG)
- Meets or exceeds applicable part of UL: YSDT - LP Gas Shut-off valves (600PSI)
- ANSI B1.20.1
- MSS SP-110

Valve Seat Rating 600 WOG



Material Specifications

No.	Part	Materials
1	Body	Brass - CW617N
2	End Connection	Brass - CW617N
3	Ball	Chrome Plated Brass - CW614N
4	Seat (2)	PTFE
5	Stem	Brass - CW614N
6	Stem O-ring (2)	Viton®
7	Handle	Aluminum
8	Handle Screw	Steel - Geomet® Plated
9	Gasket	Buna-N
10	Union Nut	Brass - CW617N
11	Dielectric Ring	Nylon 6
12	Tail Piece	Brass - CW614N

Dimensions

Part No.	Size	A	B	C	D
101-803DU	1/2" MIP x 1/2" FIP	4.02	1.63	2.32	0.47
101-804DU	3/4" MIP x 3/4" FIP	4.35	1.79	2.32	0.59

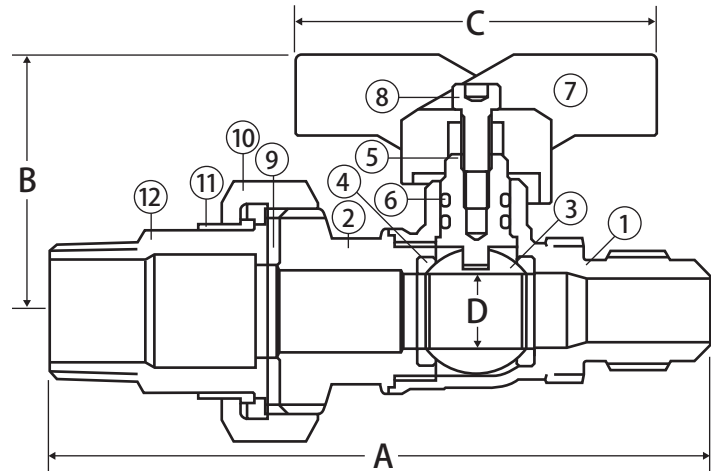
Gas Ball Valve



2 Piece • Male Dielectric Union End x Flare Connections • 600 WOG



T-204DU MIP x FL



Features

- Meets the NFPA 58 dielectric requirement
- Valve can be locked in the closed position by reversing the handle
- 2 Viton® o-rings
- 100% leak tested
- 100% Made in Italy
- Leakproof stem - Lifetime Warranty

Approvals

- CSA Certified
 - ANSI Z21.15 (.5 PSIG) (1/2")
 - ASME B16.44 (5 PSI) (1/2")
 - CGA CR91 (5 PSIG) (1/2")
- ANSI B1.20.1
- Meets or exceeds applicable part of UL: YSDT - LP Gas Shut-off valves (600PSI)
- MSS SP-110
- Flare Connection in accordance with NFPA 54/ANSI Z223.1

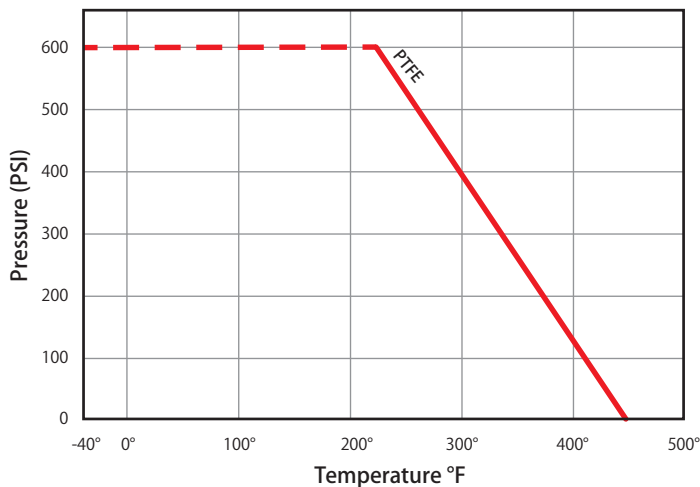
Material Specifications

No.	Part	Materials
1	Body	Brass - CW617N
2	End Connection	Brass - CW617N
3	Ball	Chrome Plated Brass - CW614N
4	Seat (2)	PTFE
5	Stem	Brass - CW614N
6	Stem O-ring (2)	Viton®
7	Handle	Aluminum
8	Handle Screw	Steel - Geomet® Plated
9	Gasket	Buna-N
10	Union Nut	Brass - CW617N
11	Dielectric Ring	Nylon 6
12	Tail Piece	Brass - CW614N

Dimensions

Part No.	Size	A	B	C	D
101-703DU	1/2" MIP x 1/2" FL	4.32	1.63	2.32	0.47
101-704DU	3/4" MIP x 5/8" FL	4.77	1.75	2.32	0.59

Valve Seat Rating 600 WOG



LT-JV-C 072516

Gas Ball Valve

2 Piece • Threaded Connection • 600 WOG

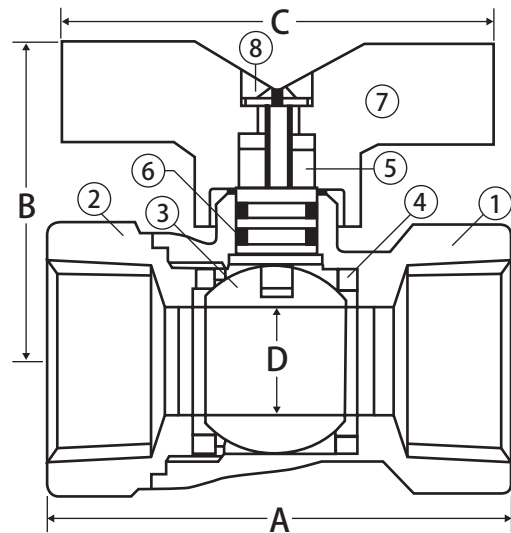


T-handle

Teardrop Handle

CRN# 0C16887.5469870YTN

T-204 FIP x FIP



Material Specifications

No.	Part	Materials
1	Body	Brass - CW617N
2	End Connection	Brass - CW617N
3	Ball	Chrome Plated Brass - CW614N
4	Seat (2)	PTFE
5	Stem	Brass - CW614N
6	Stem O-ring (2)	Viton®
7	Handle*	Aluminum
8	Handle Screw	Steel - Geomet® Plated

*101-404BRT has brass handle

Features

- Valve can be locked in the closed position by reversing the handle
- 2 Viton® o-rings
- 100% leak tested
- 100% Made in Italy
- Leakproof stem - Lifetime Warranty
- For sizes above 3/4" use Model T-100C

Approvals

- UL Listed
 - YQNZ - Compressed gas shut-off valves
 - YRPV - Gas shut-off valves
 - YSDT - LP gas shut-off valves
 - MHKZ - Manual valves
 - YRBX - Flammable liquid shut-off valves
 - SFJQ - Valves, refrigerant
- CSA Certified
 - ANSI Z21.15 (.5 PSIG)
 - ASME B16.44 (5 PSIG)
 - CGA CR91 (5 PSIG)
- ANSI B1.20.1
- MSS SP-110

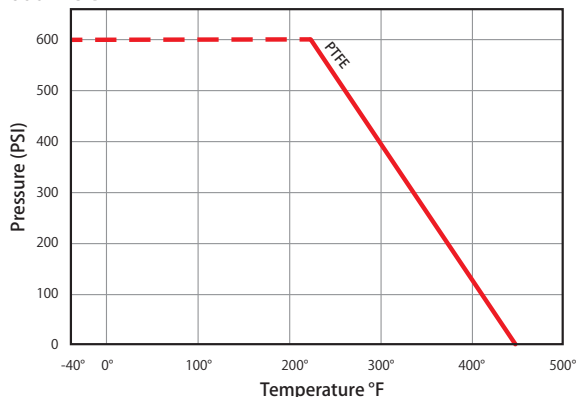
Dimensions

Part No.	Size	A	B	C	D
T-handle					
101-401	1/4" FIP	1.85	1.63	2.32	0.39
101-402	3/8" FIP	1.85	1.63	2.32	0.47
101-403	1/2" FIP	2.40	1.63	2.32	0.47
101-404	3/4" FIP	2.53	1.69	2.32	0.59
101-404BRT*	3/4" FIP	2.53	2.05	2.32	0.59
Teardrop Handle					
101-411	1/4" FIP	1.85	1.40	1.97	0.39
101-412	3/8" FIP	1.85	1.40	1.97	0.47
101-413	1/2" FIP	2.40	1.40	1.97	0.47
101-414	3/4" FIP	2.53	1.46	1.97	0.59

*BRT=Brass T-handle

Valve Seat Rating

600 WOG



Gas Ball Valve



2 Piece • Flare Connection • 600 WOG

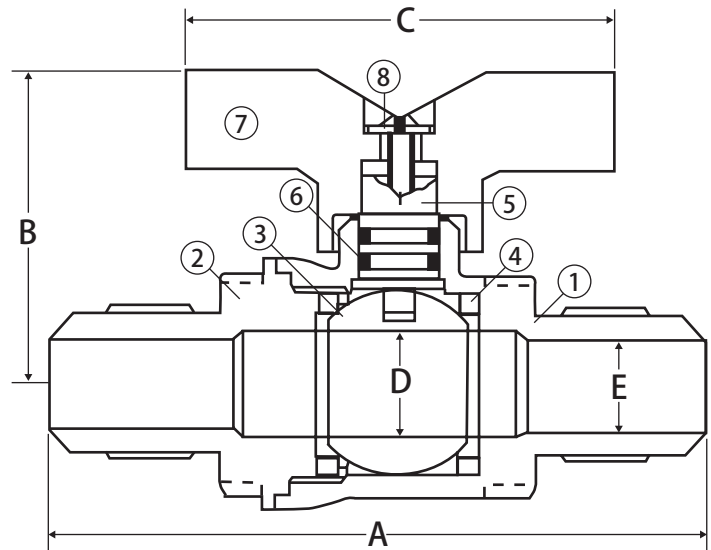


T-handle

Teardrop Handle

CRN# 0C16887.5469870YTN

T-204 FL x FL



Material Specifications

No.	Part	Materials
1	Body	Brass - CW617N
2	End Connection	Brass - CW617N
3	Ball	Chrome Plated Brass - CW614N
4	Seat (2)	PTFE
5	Stem	Brass - CW614N
6	Stem O-ring (2)	Viton®
7	Handle	Aluminum
8	Handle Screw	Steel - Geomet® Plated

Features

- Valve can be locked in the closed position by reversing the handle
- 2 Viton® o-rings
- 100% leak tested
- 100% Made in Italy
- Leakproof stem - Lifetime Warranty

Approvals

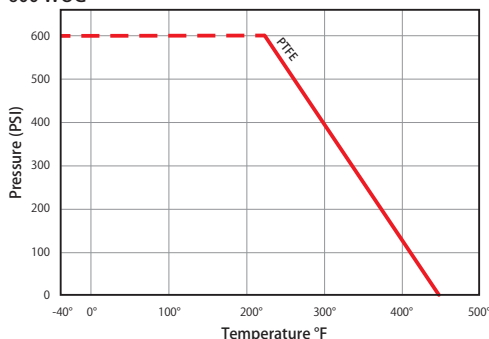
- UL Listed
 - YQNZ - Compressed gas shut-off valves
 - YRPV - Gas shut-off valves
 - YSDT - LP gas shut-off valves
 - MHKZ - Manual valves
 - YRBX - Flammable liquid shut-off valves
 - SFJQ - Valves, refrigerant
- CSA Certified
 - ANSI Z21.15 (.5 PSIG)
 - ASME B16.44 (5 PSI)
 - CGA CR91 (5 PSIG)
- ANSI B1.20.1
- MSS SP-110
- Flare Connection in accordance with NFPA 54/ANSI Z223.1

Dimensions

Part No.	Size	Dimensions				
		A	B	C	D	E
T-handle						
101-601	1/2" FL x 3/8" FL	2.98	1.63	2.32	0.47	0.40
101-602	3/8" FL x 3/8" FL	2.81	1.63	2.32	0.47	0.28
101-603	1/2" FL x 1/2" FL	3.14	1.63	2.32	0.47	0.40
101-604	5/8" FL x 5/8" FL	3.45	1.69	2.32	0.59	0.50
Teardrop Handle						
101-612	3/8" FL x 3/8" FL	2.81	1.40	1.97	0.47	0.28
101-613	1/2" FL x 1/2" FL	3.14	1.40	1.97	0.47	0.40
101-614	5/8" FL x 5/8" FL	3.45	1.46	1.97	0.59	0.50

Valve Seat Rating

600 WOG



Gas Ball Valve

2 Piece • Flare x Female Connection • 600 WOG



CRN# 0C16887.5469870YTN

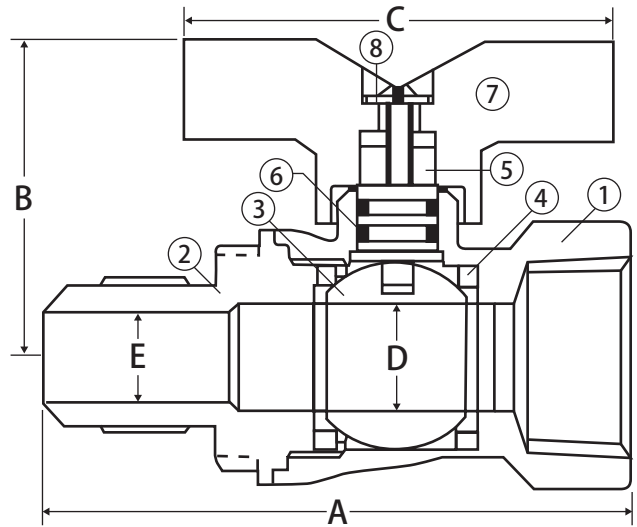
T-204 FL x FIP

Features

- Valve can be locked in the closed position by reversing the handle
- 2 Viton® o-rings
- 100% leak tested
- 100% Made in Italy
- Leakproof stem - Lifetime Warranty

Approvals

- UL Listed
 - YQNZ - Compressed gas shut-off valves
 - YRPV - Gas shut-off valves
 - YSDT - LP gas shut-off valves
 - MHKZ - Manual valves
 - YRBX - Flammable liquid shut-off valves
 - SFJQ - Valves, refrigerant
- CSA Certified
 - ANSI Z21.15 (.5 PSIG)
 - ASME B16.44 (5 PSI)
 - CGA CR91 (5 PSIG)
- ANSI B1.20.1
- MSS SP-110
- Flare Connection in accordance with NFPA 54/ANSI Z223.1



Material Specifications

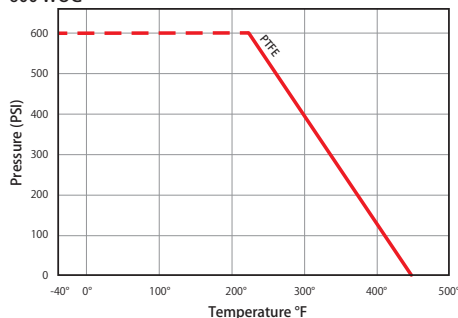
No.	Part	Materials
1	Body	Brass - CW617N
2	End Connection	Brass - CW617N
3	Ball	Chrome Plated Brass - CW614N
4	Seat (2)	PTFE
5	Stem	Brass - CW614N
6	Stem O-ring (2)	Viton®
7	Handle	Aluminum
8	Handle Screw	Steel - Geomet® Plated

Dimensions

Part No.	Size	A	B	C	D	E
T-handle						
101-502	3/8" FL x 1/2" FIP	2.67	1.63	2.32	0.47	0.40
101-503	1/2" FL x 1/2" FIP	2.82	1.63	2.32	0.47	0.40
101-504	5/8" FL x 3/4" FIP	2.96	1.69	2.32	0.59	0.50
Teardrop Handle						
101-512	3/8" FL x 1/2" FIP	2.67	1.40	1.97	0.47	0.40
101-513	1/2" FL x 1/2" FIP	2.82	1.40	1.97	0.47	0.40

Valve Seat Rating

600 WOG



Gas Ball Valve

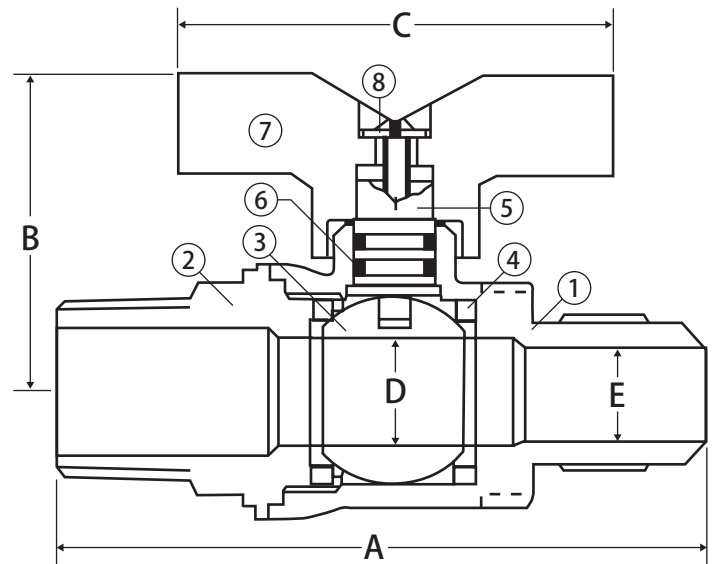


2 Piece • Male x Flare Connection • 600 WOG



T-204 MIP x FL

CRN# 0C16887.5469870YTN



Features

- Valve can be locked in the closed position by reversing the handle
- 2 Viton® o-rings
- 100% leak tested
- 100% Made in Italy
- Leakproof stem - Lifetime Warranty

Approvals

- UL Listed
 - YQNZ - Compressed gas shut-off valves
 - YRPV - Gas shut-off valves
 - YSDT - LP gas shut-off valves
 - MHKZ - Manual valves
 - YRBX - Flammable liquid shut-off valves
 - SFJQ - Valves, refrigerant
- CSA Certified
 - ANSI Z21.15 (.5 PSIG)
 - ASME B16.44 (5 PSI)
 - CGA CR91 (5 PSIG)
- ANSI B1.20.1
- MSS SP-110
- Flare Connection in accordance with NFPA 54/ANSI Z223.1

Material Specifications

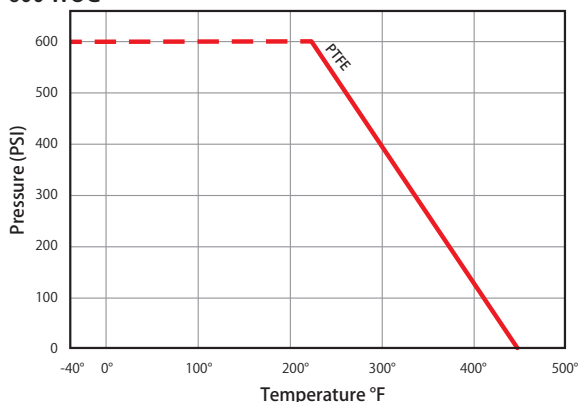
No.	Part	Materials
1	Body	Brass - CW617N
2	End Connection	Brass - CW617N
3	Ball	Chrome Plated Brass - CW614N
4	Seat (2)	PTFE
5	Stem	Brass - CW614N
6	Stem O-ring (2)	Viton®
7	Handle	Aluminum
8	Handle Screw	Steel - Geomet® Plated

Dimensions

Part No.	Size	A	B	C	D	E
101-702	1/2" MIP x 3/8" FL	2.84	1.63	2.32	0.47	0.40
101-703	1/2" MIP x 1/2" FL	3.00	1.63	2.32	0.47	0.40

Valve Seat Rating

600 WOG

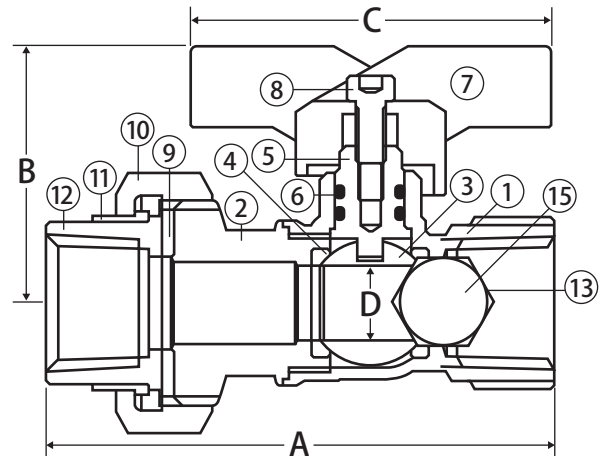


Gas Ball Valve

**2 Piece • Female Dielectric Union End x Female Connection •
600 WOG • with Side Tap**



T-203DU FIP x FIP



Features

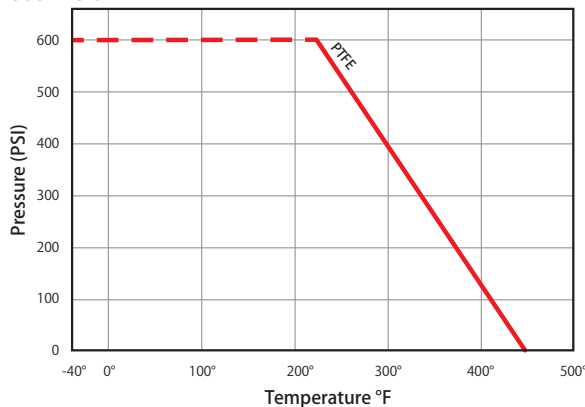
- Meets the NFPA 58 dielectric requirement
- Eliminates need for test tee and labor to install
- Removable plug enables port for pressure gauge
- Valve can be locked in the closed position by reversing the handle
- 2 Viton® o-rings
- 1/8" side tap
- 100% leak tested
- 100% Made in Italy
- Leakproof stem - Lifetime Warranty

Approvals

- CSA Certified
 - ANSI Z21.15 (.5 PSIG)
 - ASME B16.44 (5 PSI)
 - CGA CR91 (5 PSIG)
- ANSI B1.20.1
- Meets or exceeds applicable part of UL: YSDT - LP Gas Shut-off valves (600PSI)
- MSS SP-110

Valve Seat Rating

600 WOG



Material Specifications

No.	Part	Materials
1	Body	Brass - CW617N
2	End Connection	Brass - CW617N
3	Ball	Chrome Plated Brass - CW614N
4	Seat (2)	PTFE
5	Stem	Brass - CW614N
6	Stem O-ring (2)	Viton®
7	Handle	Aluminum
8	Handle Screw	Steel - Geomet® Plated
9	Gasket	Buna-N
10	Union Nut	Brass - CW617N
11	Dielectric Ring	Nylon 6
12	Tail Piece	Brass - CW614N
13	Side Tap Plug	Brass - CW614N
14	Side Tap Washer*	Buna-N
15	Side Tap Cap	Brass - CW614N

* Not shown in drawing

Dimensions

Part No.	Size	A	B	C	D
102-313DU	1/2" FIP x 1/2" FIP	3.24	1.63	2.32	0.47
102-314DU	3/4" FIP x 3/4" FIP	3.55	1.79	2.32	0.59

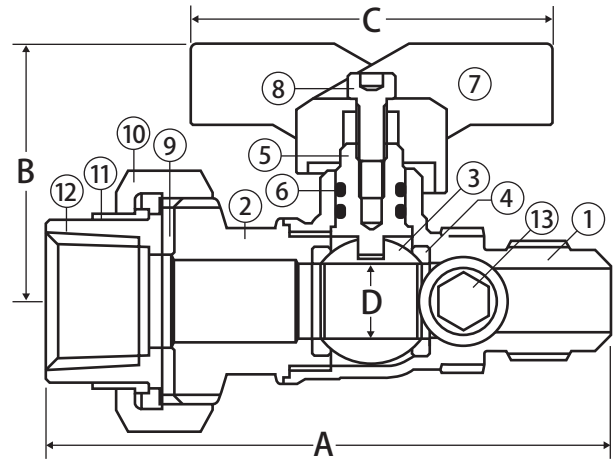
Gas Ball Valve



**2 Piece • Female Dielectric Union End x Flare Connection •
600 WOG • with Side Tap**



T-203DU FIP x FL



Features

- Meets the NFPA 58 dielectric requirement
- Eliminates need for test tee and labor to install
- Removable plug enables port for pressure gauge
- Valve can be locked in the closed position by reversing the handle
- 2 Viton® o-rings
- 1/8" side tap
- 100% leak tested
- 100% Made in Italy
- Leakproof stem - Lifetime Warranty

Approvals

- CSA Certified
 - ANSI Z21.15 (.5 PSIG)
 - ASME B16.44 (5 PSI)
 - CGA CR91 (5 PSIG)
- ANSI B1.20.1
- Meets or exceeds applicable part of UL: YSDT - LP Gas Shut-off valves (600PSI)
- MSS SP-110
- Flare Connection in accordance with NFPA 54/ANSI Z223.1

Material Specifications

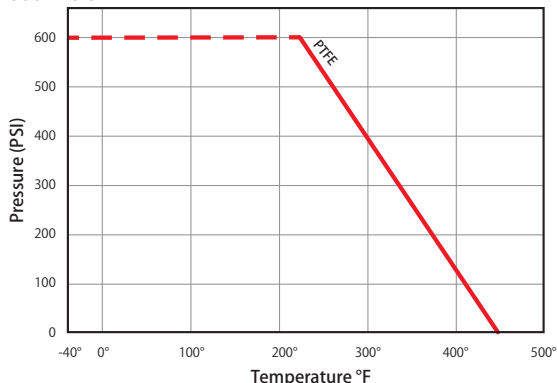
No.	Part	Materials
1	Body	Brass - CW617N
2	End Connection	Brass - CW617N
3	Ball	Chrome Plated Brass - CW614N
4	Seat (2)	PTFE
5	Stem	Brass - CW614N
6	Stem O-ring (2)	Viton®
7	Handle	Aluminum
8	Handle Screw	Steel - Geomet® Plated
9	Gasket	Buna-N
10	Union Nut	Brass - CW617N
11	Dielectric Ring	Nylon 6
12	Tail Piece	Brass - CW614N
13	Side Tap Plug	Brass - CW614N

Dimensions

Part No.	Size	A	B	C	D
102-413DU	1/2" FIP x 1/2" FL	3.65	1.63	2.32	0.47

Valve Seat Rating

600 WOG

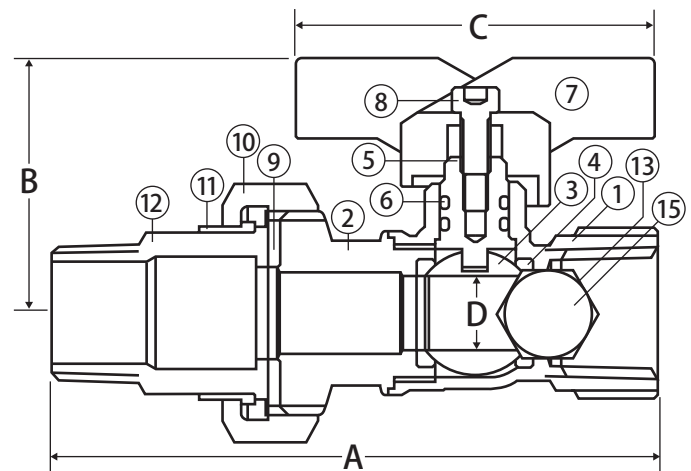


Gas Ball Valve

**2 Piece • Male Dielectric Union End x Female Connection •
600 WOG • with Side Tap**



T-203DU MIP x FIP



Features

- Meets the NFPA 58 dielectric requirement
- Eliminates need for test tee and labor to install
- Removable plug enables port for pressure gauge
- Valve can be locked in the closed position by reversing the handle
- 1/8" side tap
- 2 Viton® o-rings
- 100% leak tested
- 100% Made in Italy
- Leakproof stem - Lifetime Warranty

Approvals

- CSA Certified
 - ANSI Z21.15 (.5 PSIG)
 - ASME B16.44 (5 PSI)
 - CGA CR91 (5 PSIG)
- ANSI B1.20.1
- Meets or exceeds applicable part of UL: YSDT - LP Gas Shut-off valves (600PSI)
- MSS SP-110

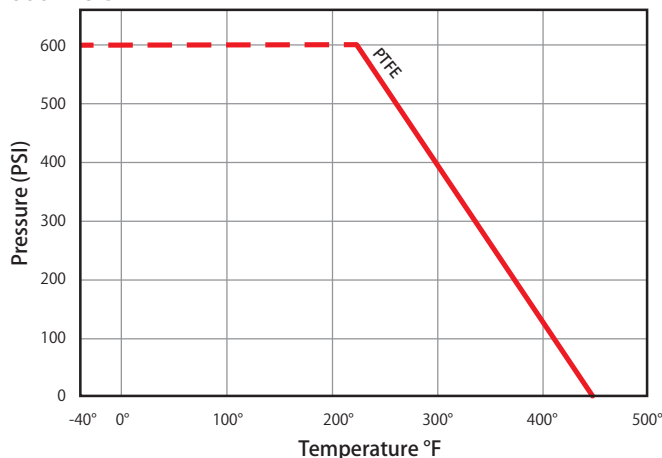
Material Specifications

No.	Part	Materials
1	Body	Brass - CW617N
2	End Connection	Brass - CW617N
3	Ball	Chrome Plated Brass - CW614N
4	Seat (2)	PTFE
5	Stem	Brass - CW614N
6	Stem O-ring (2)	Viton®
7	Handle	Aluminum
8	Handle Screw	Steel - Geomet® Plated
9	Gasket	Buna-N
10	Union Nut	Brass - CW617N
11	Dielectric Ring	Nylon 6
12	Tail Piece	Brass - CW614N
13	Side Tap Plug	Brass - CW614N
14	Side Tap Washer*	Buna-N
15	Side Tap Cap	Brass - CW614N

* Not shown in drawing

Valve Seat Rating

600 WOG



Dimensions

Part No.	Size	A	B	C	D
102-303DU	1/2" MIP x 1/2" FIP	4.07	1.63	2.32	0.47
102-304DU	3/4" MIP x 3/4" FIP	4.45	1.79	2.32	0.59

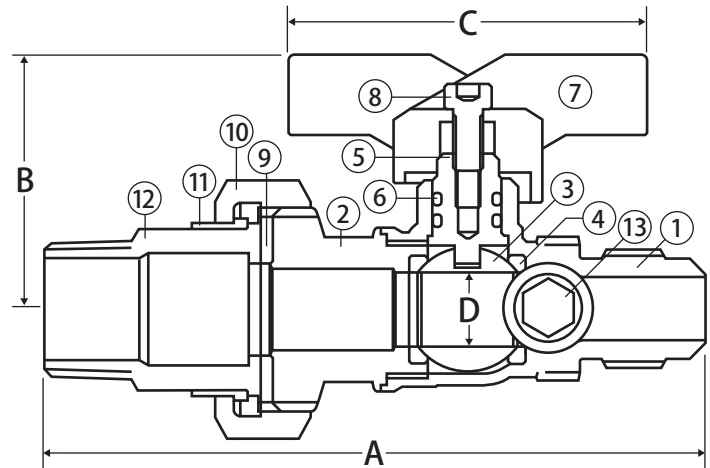
Gas Ball Valve



**2 Piece • Male Dielectric Union End x Flare Connection •
600 WOG • with Side Tap**



T-203DU MIP x FL



Features

- Meets the NFPA 58 dielectric requirement
- Eliminates need for test tee and labor to install
- Removable plug enables port for pressure gauge
- Valve can be locked in the closed position by reversing the handle
- 2 Viton® o-rings
- 1/8" side tap
- 100% leak tested
- 100% Made in Italy
- Leakproof stem - Lifetime Warranty

Approvals

- CSA Certified
 - ANSI Z21.15 (.5 PSIG)
 - ASME B16.44 (5 PSI)
 - CGA CR91 (5 PSIG)
- ANSI B1.20.1
- Meets or exceeds applicable part of UL: YSDT - LP Gas Shut-off valves (600PSI)
- MSS SP-110
- Flare Connection in accordance with NFPA 54/ANSI Z223.1

Material Specifications

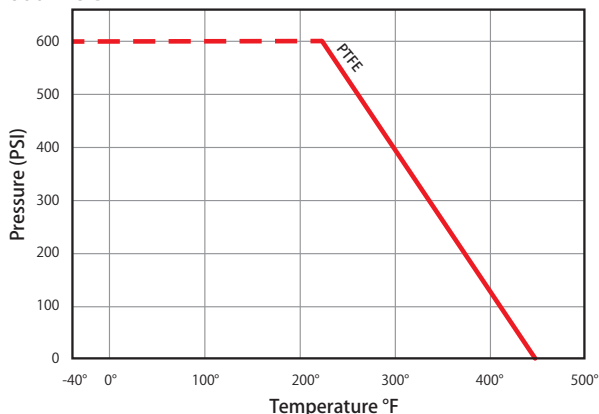
No.	Part	Materials
1	Body	Brass - CW617N
2	End Connection	Brass - CW617N
3	Ball	Chrome Plated Brass - CW614N
4	Seat (2)	PTFE
5	Stem	Brass - CW614N
6	Stem O-ring (2)	Viton®
7	Handle	Aluminum
8	Handle Screw	Steel - Geomet® Plated
9	Gasket	Buna-N
10	Union Nut	Brass - CW617N
11	Dielectric Ring	Nylon 6
12	Tail Piece	Brass - CW614N
13	Side Tap Plug	Brass - CW614N

Dimensions

Part No.	Size	A	B	C	D
102-403DU	1/2" MIP x 1/2" FL	4.43	1.63	2.32	0.47

Valve Seat Rating

600 WOG



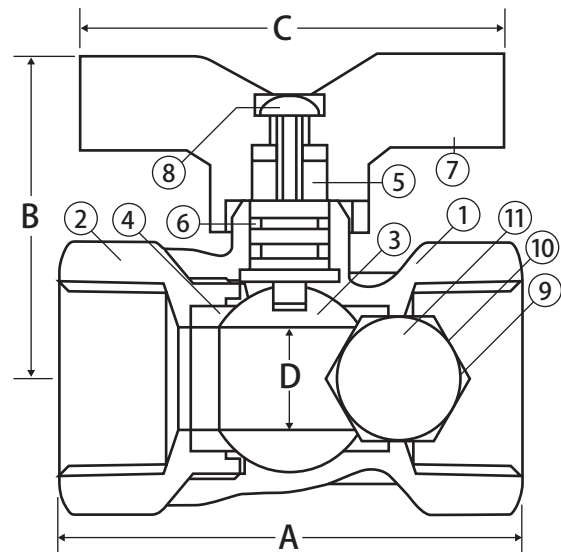
Gas Ball Valve

2 Piece • Threaded Connection • 600 WOG • with Side Tap



CRN# 0C16887.5469870YTN

T-203 FIP x FIP



Features

- Eliminates need for test tee and labor to install
- Ideal for use outside in extremely cold climates
- Removable plug enables port for pressure gauge
- Valve can be locked in the closed position by reversing the handle
- 2 Viton® o-rings
- 1/8" side tap
- 100% leak tested
- 100% Made in Italy
- Leakproof stem - Lifetime Warranty
- For sizes above 3/4" use T-100STN

Approvals

- UL Listed
 - YQNZ - Compressed gas shut-off valves
 - YRPV - Gas shut-off valves
 - YSDT - LP gas shut-off valves
 - MHKZ - Manual valves
 - YRBX - Flammable liquid shut-off valves
 - SFJQ - Valves, refrigerant
- CSA Certified
 - ANSI Z21.15 (.5 PSIG)
 - ASME B16.44 (5 PSIG)
 - CGA CR91 (5 PSIG)
- ANSI B1.20.1
- MSS SP-110

Material Specifications

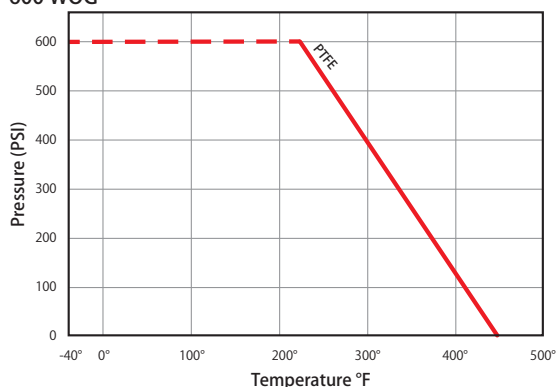
No.	Part	Materials
1	Body	Brass - CW617N
2	End Connection	Brass - CW617N
3	Ball	Chrome Plated Brass - CW614N
4	Seat (2)	PTFE
5	Stem	Brass - CW614N
6	Stem O-ring (2)	Viton®
7	Handle	Aluminum
8	Handle Screw	Steel - Geomet® Plated
9	Side Tap Plug	Brass - CW614N
10	Side Tap Washer	Buna-N
11	Side Tap Cap	Brass - CW614N

Dimensions

Part No.	Size	A	B	C	D
102-301	1/4"	1.99	1.63	2.32	0.39
102-302	3/8"	1.99	1.63	2.32	0.47
102-303	1/2"	2.45	1.63	2.32	0.47
102-304	3/4"	2.63	1.69	2.32	0.59

Valve Seat Rating

600 WOG



Gas Ball Valve

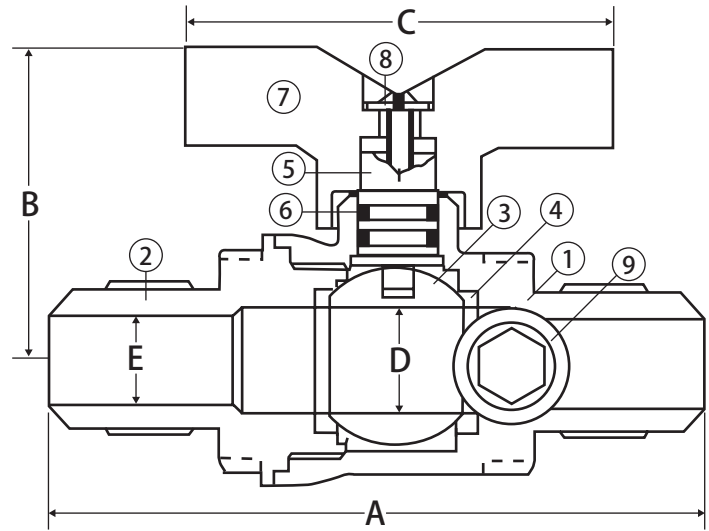


2 Piece • Flare Connection • 600 WOG • with Side Tap



CRN# 0C16887.5469870YTN

T-203 FL x FL



Features

- Eliminates need for test tee and labor to install
- Ideal for use outside in extremely cold climates
- Removable plug enables port for pressure gauge
- Valve can be locked in the closed position by reversing the handle
- 2 Viton® o-rings
- 1/8" side tap
- 100% leak tested
- 100% Made in Italy
- Leakproof stem - Lifetime Warranty

Approvals

- UL Listed
 - YQNZ - Compressed gas shut-off valves
 - YRPV - Gas shut-off valves
 - YSDT - LP gas shut-off valves
 - MHKZ - Manual valves
 - YRBX - Flammable liquid shut-off valves
 - SFJQ - Valves, refrigerant
- CSA Certified
 - ANSI Z21.15 (.5 PSIG)
 - ASME B16.44 (5 PSI)
 - CGA CR91 (5 PSIG)
- ANSI B1.20.1
- MSS SP-110
- Flare Connection in accordance with NFPA 54/ANSI Z223.1

Material Specifications

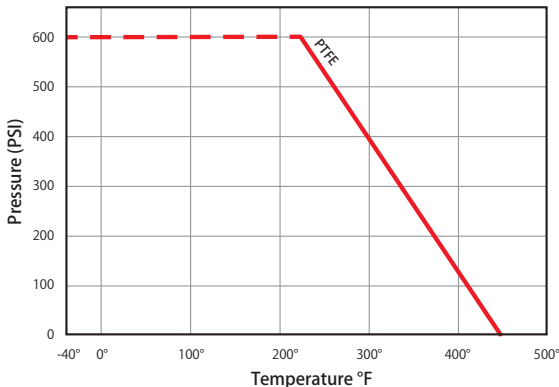
No.	Part	Materials
1	Body	Brass - CW617N
2	End Connection	Brass - CW617N
3	Ball	Chrome Plated Brass - CW614N
4	Seat (2)	PTFE
5	Stem	Brass - CW614N
6	Stem O-ring (2)	Viton®
7	Handle	Aluminum
8	Handle Screw	Steel - Geomet® Plated
9	Side Tap Plug	Brass - CW614N

Dimensions

Part No.	Size	A	B	C	D	E
102-402	3/8" FL x 3/8" FL	2.91	1.63	2.32	0.47	0.28
102-403	1/2" FL x 1/2" FL	3.25	1.63	2.32	0.47	0.40
102-404	5/8" FL x 5/8" FL	3.62	1.69	2.32	0.59	0.50

Valve Seat Rating

600 WOG



Gas Ball Valve

2 Piece • Flare x Female Connection • 600 WOG • with Side Tap



CRN# 0C16887.5469870YTN

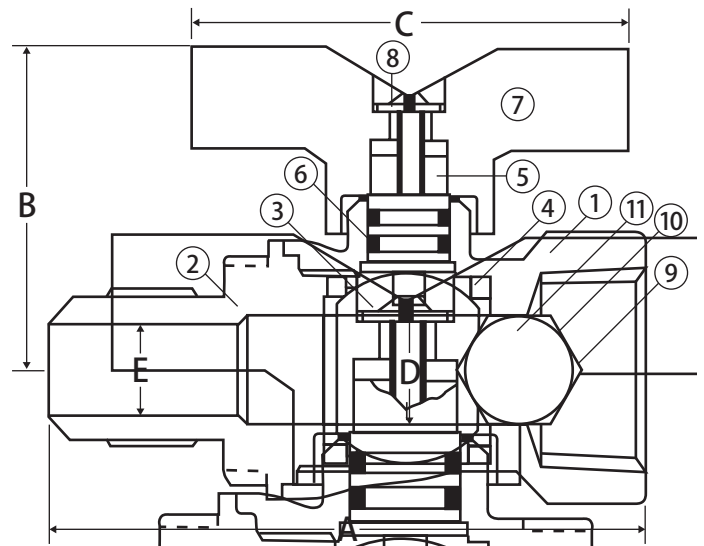
T-203 FL x FIP

Features

- Eliminates need for test tee and labor to install
- Ideal for use outside in extremely cold climates
- Removable plug enables port for pressure gauge
- Valve can be locked in the closed position by reversing the handle
- 2 Viton® o-rings
- 1/8" side tap
- 100% leak tested
- 100% Made in Italy
- Leakproof stem - Lifetime Warranty

Approvals

- UL Listed
 - YQNZ - Compressed gas shut-off valves
 - YRPV - Gas shut-off valves
 - YSDT - LP gas shut-off valves
 - MHKZ - Manual valves
 - YRBX - Flammable liquid shut-off valves
 - SFJQ - Valves, refrigerant
- CSA Certified
 - ANSI Z21.15 (.5 PSIG)
 - ASME B16.44 (5 PSIG)
 - CGA CR91 (5 PSIG)
- ANSI B1.20.1
- MSS SP-110
- Flare Connection in accordance with NFPA 54/ANSI Z223.1



Material Specifications

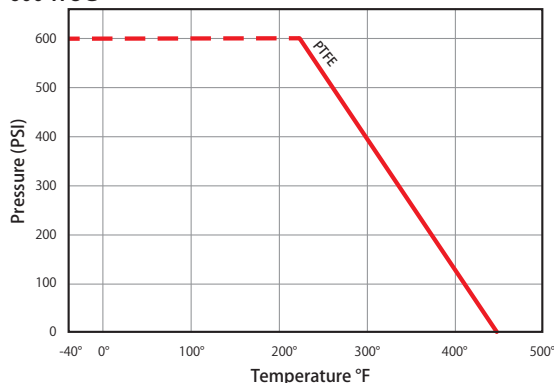
No.	Part	Materials
1	Body	Brass - CW617N
2	End Connection	Brass - CW617N
3	Ball	Chrome Plated Brass - CW614N
4	Seat (2)	PTFE
5	Stem	Brass - CW614N
6	Stem O-ring (2)	Viton®
7	Handle	Aluminum
8	Handle Screw	Steel - Geomet® Plated
9	Side Tap Plug	Brass - CW614N
10	Side Tap Washer	Buna-N
11	Side Tap Cap	Brass - CW614N

Dimensions

Part No.	Size	A	B	C	D	E
102-405	1/2" FL x 1/2" FIP	2.87	1.63	2.32	0.47	0.40

Valve Seat Rating

600 WOG



Gas Ball Valve



2 Piece • Threaded Connection • 400 WOG



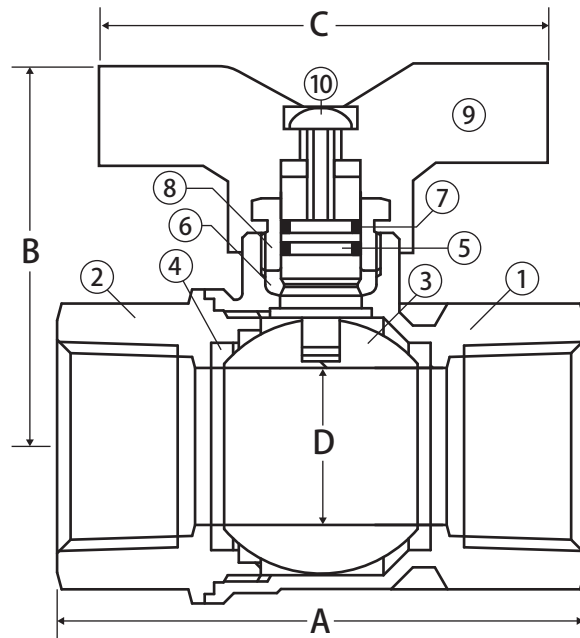
Teardrop Handle



T-handle

T-205

CRN# 0C16887.5469870YTN



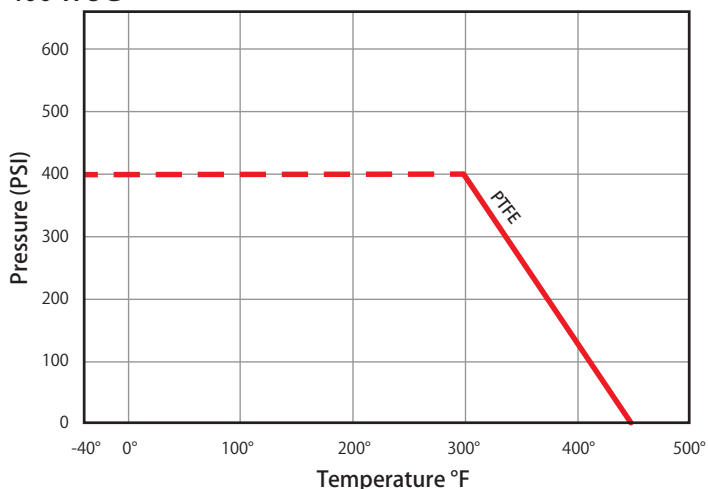
Features

- Valve can be locked in the closed position by reversing the handle
- Triple sealing stem with 2 Viton® o-rings and Teflon® seal
- 100% leak tested
- 100% Made in Italy
- Leakproof stem - Lifetime Warranty

Approvals

- CSA Certified
 - ANSI Z21.15 (.5 PSIG)
 - CGA 3.16 (125 PSIG)
- ANSI B1.20
- MSS SP-110

Valve Seat Rating 400 WOG



Material Specifications

No.	Part	Materials
1	Body	Brass - CW617N
2	End Connection	Brass - CW617N
3	Ball	Chrome Plated Brass - CW617N
4	Seat (2)	PTFE
5	Stem	Brass - CW614N
6	Packing	PTFE
7	Stem O-ring (2)	Viton®
8	Packing Gland	Brass - CW614N
9	Handle	Aluminum
10	Handle Screw	Steel - Geomet® Plated


Dimensions

Part No.	Size	A	B	C	D
Yellow Teardrop Handle					
102-513	1/2" FIP	2.23	1.50	2.32	0.39
102-514	3/4" FIP	2.46	1.54	2.32	0.59
Red T-handle					
102-503	1/2" FIP	2.23	1.73	2.32	0.39
102-504	3/4" FIP	2.46	1.77	2.32	0.59
102-505	1" FIP	3.08	2.21	2.32	0.79

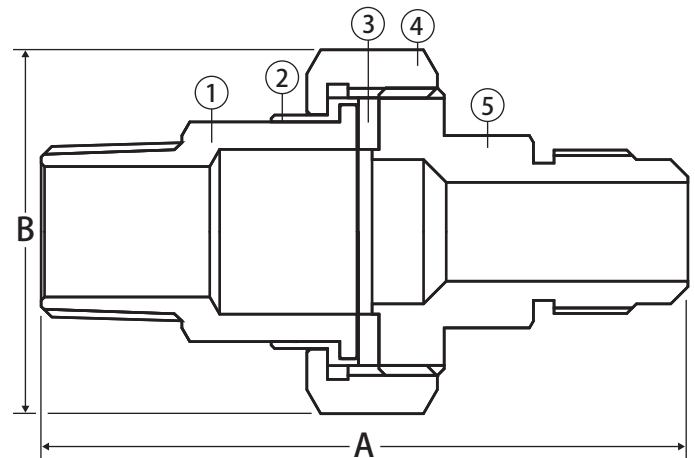
LT-JV-C 072516

LP Dielectric Union

Brass MIP x Flare, 250 PSI



Brass MIP x Flare



Features

- Meets the NFPA 58 dielectric requirement
- Prevents accelerated corrosion
- -40° F to 180° F - HNBR Seal

Approvals

- ANSI B1.20.1
- Flare Connection in accordance with NFPA 54/ANSI Z223.1

Material Specifications

No.	Part	Materials
1	Tail Piece	Brass - 37700
2	O-ring	PE Plastic
3	Gasket	HNBR
4	Nut	Brass - 37700
5	Body	Brass - 37700

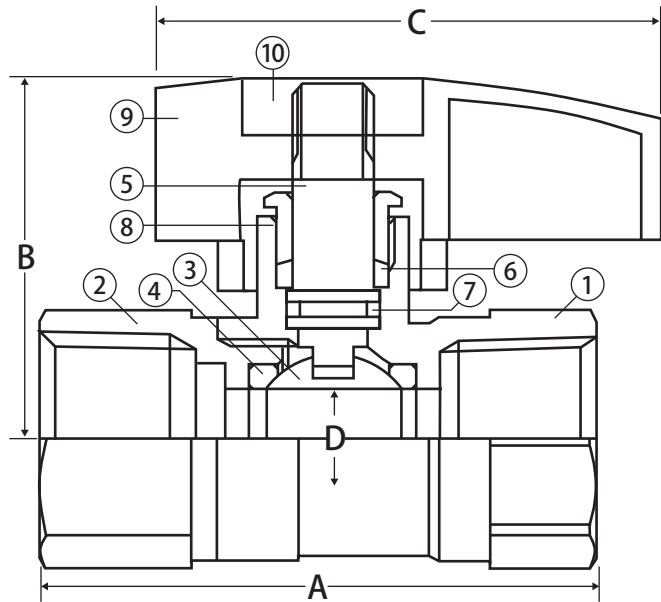
Dimensions

Part No.	Size	A	B
703-102	1/2" MIP x 3/8" FL	3.17	1.77
703-103	1/2" MIP x 1/2" FL	3.42	1.77
703-104	1/2" MIP x 5/8" FL	3.54	1.77
704-102	3/4" MIP x 3/8" FL	3.55	2.09
704-103	3/4" MIP x 1/2" FL	3.69	2.09
704-104	3/4" MIP x 5/8" FL	3.88	2.09

Gas Ball Valve



2 Piece • Threaded Connection



Features

- Gland follower and single o-ring stem design
- Valve can be locked in the open or closed position by reversing the handle
- 100% leak tested

Approvals

- UL Listed (1/2" - 3/4")
 - YSDT - LP gas shut-off valves
- CSA Certified
 - CGA 3.16 (125 PSIG)
 - ANSI Z21.15 (.5 PSIG)
 - CGA CR91 (5 PSIG)
 - ASME B16.44 (5 PSIG)
 - ASME B16.33 (125 PSIG)
- ANSI B1.20.1

Pressure Rating

- 175 PSIG
- Temp range: -20°F to 300°F
- MSS SP-110

Material Specifications

No.	Part	Materials
1	Body	Brass - C37700
2	End Connection	Brass - C37700
3	Ball	Chrome Plated Brass - C37700
4	Seat (2)	PTFE
5	Stem	Brass - C37700
6	Packing	PTFE
7	Stem O-ring	Buna-N
8	Packing Gland	Brass - C37700
9	Handle	Aluminum
10	Handle Nut	Steel - Chrome Plated

Dimensions

Part No.	Size	A	B	C	D
Yellow Handle					
102-603	1/2"	2.20	1.44	1.97	0.39
102-604	3/4"	2.35	1.57	1.97	0.59
102-605	1"	2.87	1.69	1.97	0.75
Red Handle					
102-623	1/2"	2.20	1.44	1.97	0.39
102-624	3/4"	2.35	1.57	1.97	0.59
102-625	1"	2.87	1.69	1.97	0.75

LIT-JV-C 072516

Gas Ball Valve

2 Piece • Flare Connection • 175 WOG

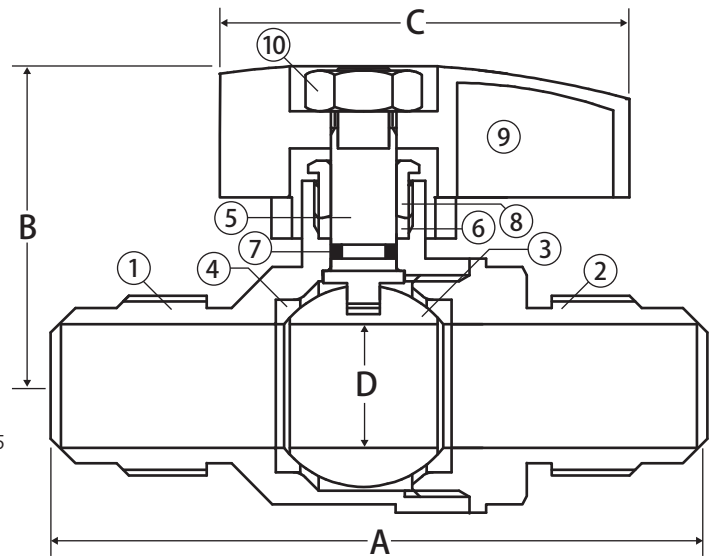


Flare x Flare



Flare x FIP
T-2004C

CRN# OC16654.5



Features

- Gland follower and single o-ring stem design
- Valve can be locked in the closed position by reversing the handle
- Plastic caps to protect flare connection and threads
- 100% leak tested

Approvals

- UL Listed
 - YSDT - LP gas shut-off valves
- CSA Certified
 - ANSI Z21.15 (.5 PSIG) (5/8")
- Flare Connection in accordance with NFPA 54/ANSI Z223.1

Pressure Rating

- 175 PSIG
- Temp range: -20°F to 300°F
- MSS SP-110

Material Specifications

No.	Part	Materials
1	Body	Brass - C37700
2	End Connection	Brass - C37700
3	Ball	Chrome Plated Brass - C37700
4	Seat (2)	PTFE
5	Stem	Brass - C37700
6	Packing	PTFE
7	Stem O-ring	Buna-N
8	Packing Gland	Brass - C37700
9	Handle	Aluminum
10	Handle Nut	Steel - Chrome Plated

Dimensions

Part No.	Size	A	B	C	D
Flare x Flare					
102-612	3/8"	2.42	1.44	1.97	0.28
102-613	1/2"	2.68	1.44	1.97	0.39
102-614	5/8"	3.12	1.52	1.97	0.47
Flare x FIP					
102-633	1/2"	0.99	0.57	1.97	0.39

Lockwing

Utility Gas Ball Valve • Full Port • 175 PSIG



Brass

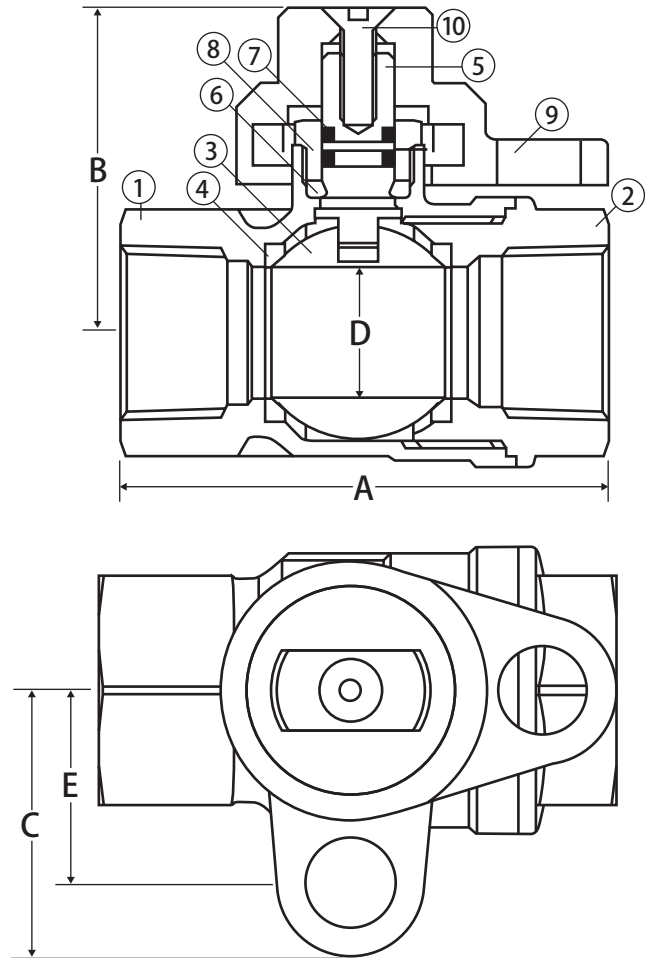


Painted



T.E.A. Coated

175-LWN



Features

- Tamper resistant lockwing cap
- 2 Viton® o-rings
- Full port design to accommodate industry leading stop changers
- Lockwing accommodates standard barrel locks
- Maintenance free design
- 100% leak tested
- 100% Made in Italy
- Leakproof stem - Lifetime Warranty

Approvals

- CSA Certified
 - CGA 3.16 (125G)
 - ANSI B16.33 (125G)
- Meets or exceeds applicable part of DOT 192
- MSS SP-110

Pressure Rating

- 175 PSIG
- Temp range: -40°F to 300°F

Material Specifications

No.	Part	Materials
1	Body*	Brass - CW617N
2	End Connection*	Brass - CW617N
3	Ball	Chrome Plated Brass - CW617N
4	Seat (2)	Hostaflo® TFM 1600
5	Stem	Brass - CW614N
6	Packing	Buna-N
7	Stem O-ring (2)	Viton®
8	Packing Gland	Brass - CW614N
9	Lockwing Cap*	Brass - CW617N
10	Screw	304 Stainless Steel

*Component may be T.E.A. coated or AGA painted depending upon selection

Dimensions

Part No.	Size	A	B	C	D	E
240-003_*	1/2"	2.74	1.87	1.50	0.59	1.08
240-004_	3/4"	2.91	1.87	1.50	0.79	1.08
240-005_	1"	3.40	2.24	1.73	0.97	1.30
240-006_	1-1/4"	3.82	2.46	1.93	1.23	1.50
240-007_	1-1/2"	4.21	3.03	2.20	1.49	1.73
240-008_	2"	5.00	3.33	2.52	1.99	2.05

_ = Specify coating: B = Brass, P = Painted, T = T.E.A. Coated

*Note: Only brass and painted available for 1/2"

LT-JV-C 072516

Lockwing

Utility Gas Ball Valve • Full Port • 175 PSIG with Insulated Tail Piece



Brass

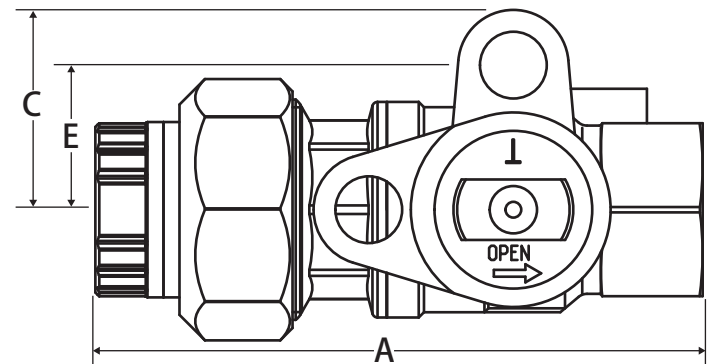
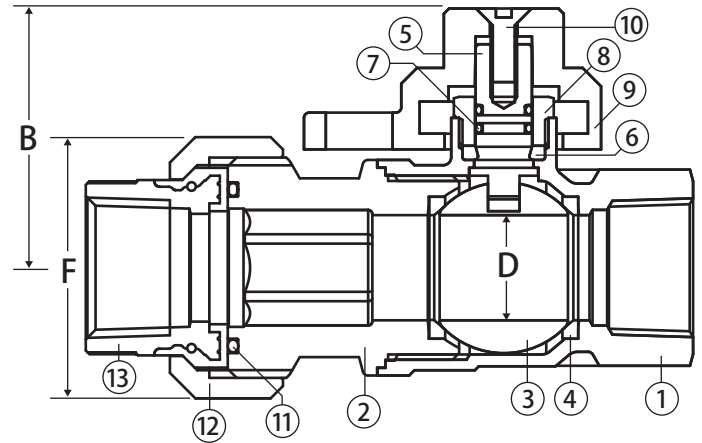


Painted



T.E.A. Coated

175-LWIN



Features

- Tamper resistant lockwing cap
- 2 Viton® o-rings
- Full port design to accommodate industry leading stop changers
- Lockwing accommodates standard barrel locks
- Maintenance free design
- 100% leak tested
- 100% Made in Italy
- Leakproof stem - Lifetime Warranty

Approvals

- CSA Certified (3/4" - 1")
 - CGA 3.16 (125G)
 - ANSI B16.33 (125G)
- Meets or exceeds applicable part of DOT 192
- MSS SP-110

Pressure Rating

- 175 PSIG
- Temp range: -40°F to 300°F

Material Specifications

No.	Part	Materials
1	Body*	Brass - CW617N
2	End Connection*	Brass - CW617N
3	Ball	Chrome Plated Brass - CW617N
4	Seat (2)	Hostaflon® TFM 1600
5	Stem	Brass - CW614N
6	Packing	Buna-N
7	Stem O-ring (2)	Viton®
8	Packing Gland	Brass - CW614N
9	Lockwing Cap*	Brass - CW617N
10	Screw	304 Stainless Steel
11	Union O-ring	Viton®
12	Union Nut*	Brass - CW617N
13	Insulated Tail Piece*	Zytel® / Brass - CW614N

*Component may be T.E.A. coated or AGA painted depending upon selection

Dimensions

Part No.	Size	A	B	C	D	E	F
241-004_	3/4"	4.58	1.87	1.50	0.79	1.08	1.81
241-005_	1"	5.49	2.15	1.73	0.97	1.30	2.40
241-006_	1-1/4"	5.78	2.21	2.00	1.23	1.50	2.57

_ = Specify coating: D = Brass, P = Painted, T = T.E.A. Coated

Lockwing



Utility Gas Ball Valve • Full Port • 125 PSIG



Brass

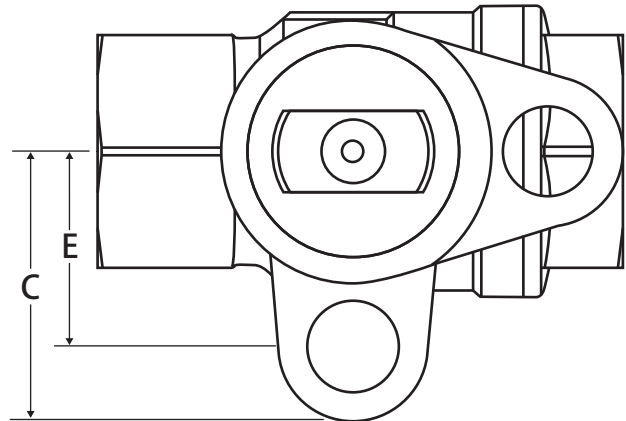
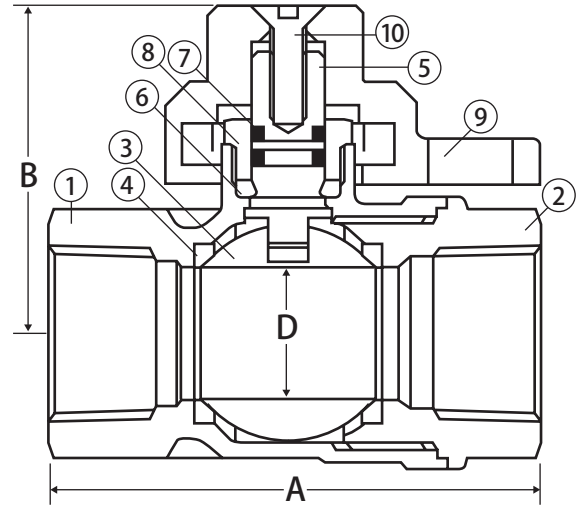


Painted



MIP x FIP

125-LWN



Features

- Tamper resistant lockwing cap
- 2 Viton® o-rings
- Full port design to accommodate industry leading stop changers
- Lockwing accommodates standard barrel locks
- Maintenance free design
- 100% leak tested
- 100% Made in Italy
- Leakproof stem - Lifetime Warranty

Approvals

- CSA Certified
 - CGA 3.16 (125G)
 - ANSI B16.33 (125G)
- Meets or exceeds applicable part of DOT 192
- MSS SP-110

Pressure Rating

- 125 PSIG
- Temp range: -40°F to 300°F

Material Specifications

No.	Part	Materials
1	Body*	Brass - CW617N
2	End Connection*	Brass - CW617N
3	Ball	Chrome Plated Brass - CW617N
4	Seat (2)	Hostaflon® TFM 1600
5	Stem	Brass - CW614N
6	Packing	Buna-N
7	Stem O-ring (2)	Viton®
8	Packing Gland	Brass - CW614N
9	Lockwing Cap*	Brass - CW617N
10	Screw	304 Stainless Steel

*Component may be AGA painted depending upon selection

Dimensions

Part No.	Size	A	B	C	D	E
FIP x FIP						
242-004_	3/4"	2.91	1.87	1.50	0.79	1.08
242-005_	1"	3.40	2.24	1.73	0.97	1.30
MIP x FIP						
246-005B	1"	3.73	2.24	1.73	0.97	1.30

_ = Specify coating: B = Brass, P = Painted

LT-JVC 072516

Lockwing

Utility Gas Ball Valve • Full Port • Service Bypass • 175 PSIG • with Insulated Tail Piece



175-LWIBP

Features

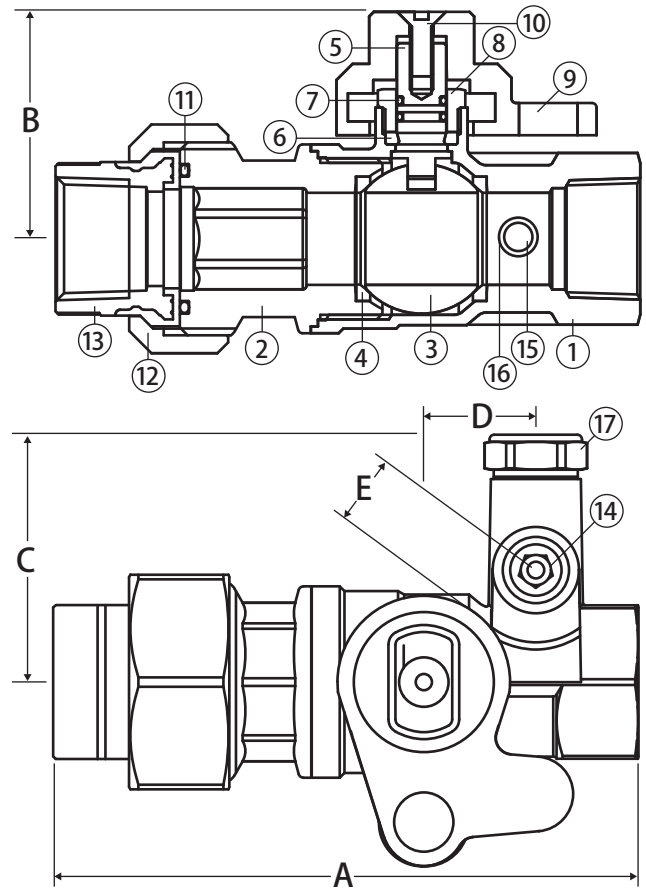
- Tamper resistant lockwing cap
- 2 Viton® o-rings
- Full port design to accommodate industry leading stop changers
- Lockwing accommodates standard barrel locks
- Maintenance free design
- 100% leak tested
- 100% Made in Italy
- Leakproof stem - Lifetime Warranty
- Patented security shutter and lockwing tab
 - US Patent no. 6,648,009

Approvals

- CSA Certified
 - ANSI B16.33 (125G)
- Meets or exceeds applicable part of DOT 192
- MSS SP-110

Pressure Rating

- 175 PSIG
- Temp range: -40°F to 300°F



Material Specifications

No.	Part	Materials
1	Body	Brass - CW617N
2	End Connection	Brass - CW617N
3	Ball	Chrome Plated Brass - CW617N
4	Seat (2)	Hostaflo® TFM 1600
5	Stem	Brass - CW614N
6	Packing	Buna-N
7	Stem O-ring (2)	Viton®
8	Packing Gland	Brass - CW614N
9	Lockwing Cap	Brass - CW617N
10	Screw	304 Stainless Steel
11	Union O-ring	Viton®
12	Union Nut	Brass - CW617N
13	Insulated Tail Piece	Zytel® / Brass - CW614N
14	Bypass Plug	Brass - CW614N
15	Bypass Set Screw	Brass - CW614N
16	Bypass O-ring	Viton®
17	Bypass Cap	Brass - CW614N

Dimensions

Part No.	Size	A	B	C	D	E
243-004D	3/4"	4.71	2.06	2.09	0.95	0.59

Lockwing



Utility Gas Ball Valve • Full Port • Service Bypass • 125 PSIG • with Insulated Tail Piece



125-LWIBP

Features

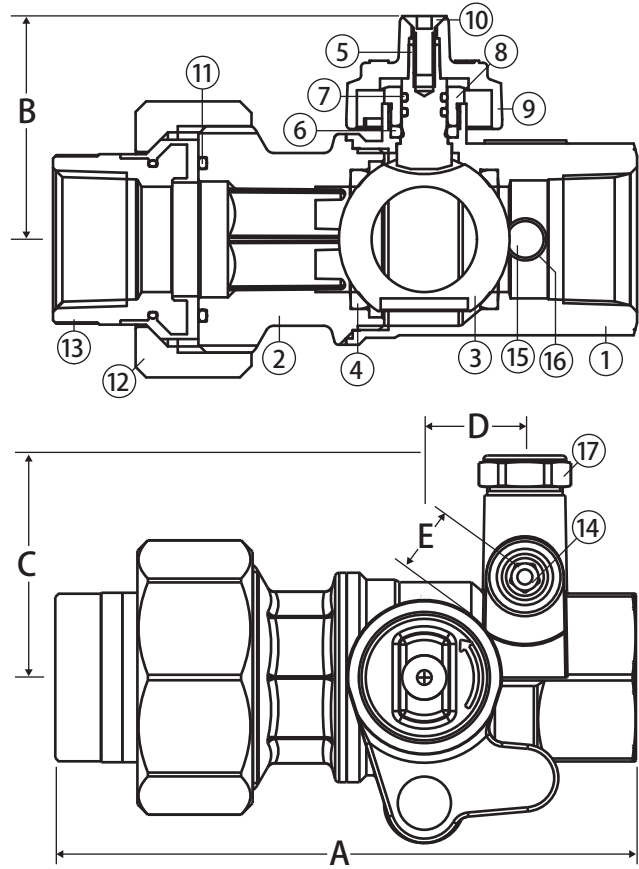
- Tamper resistant lockwing cap
- 2 Viton® o-rings
- Full port design to accommodate industry leading stop changers
- Lockwing accommodates standard barrel locks
- Maintenance free design
- 100% leak tested
- 100% Made in Italy
- Leakproof stem - Lifetime Warranty
- Patented security shutter and lockwing tab
 - US Patent no. 6,648,009

Approvals

- Meets or exceeds applicable part of DOT 192 and ANSI B16.33
- MSS SP-110

Pressure Rating

- 125 PSIG
- Temp range: -40°F to 300°F



Material Specifications

No.	Part	Materials
1	Body	Brass - CW617N
2	End Connection	Brass - CW617N
3	Ball	Chrome Plated Brass - CW617N
4	Seat (2)	Hostafion® TFM 1600
5	Stem	Brass - CW614N
6	Packing	Buna-N
7	Stem O-ring (2)	Viton®
8	Packing Gland	Brass - CW614N
9	Lockwing Cap	Brass - CW617N
10	Screw	304 Stainless Steel
11	Union O-ring	Viton®
12	Union Nut	Brass - CW617N
13	Insulated Tail Piece	Zytel® / Brass - CW614N
14	Bypass Plug	Brass - CW614N
15	Bypass Set Screw	Brass - CW614N
16	Bypass O-ring	Viton®
17	Bypass Cap	Brass - CW614N

Dimensions

Part No.	Size	A	B	C	D	E
243-005D	1"	5.50	2.05	2.08	0.95	0.59

LT-JVC 072516

Lockwing

Utility Gas Ball Valve • Full Port • Service Bypass • 175 PSIG



175-LWBP

Features

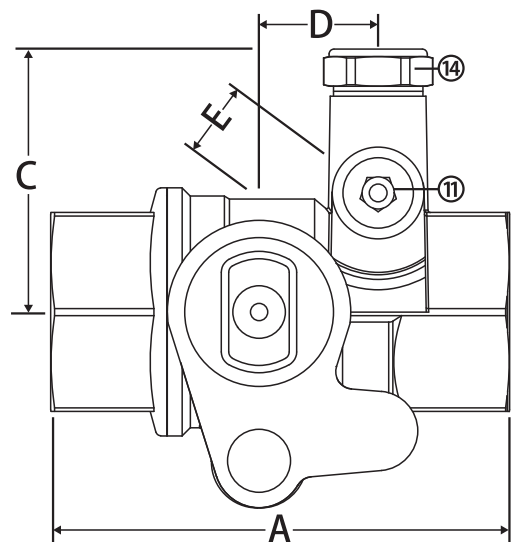
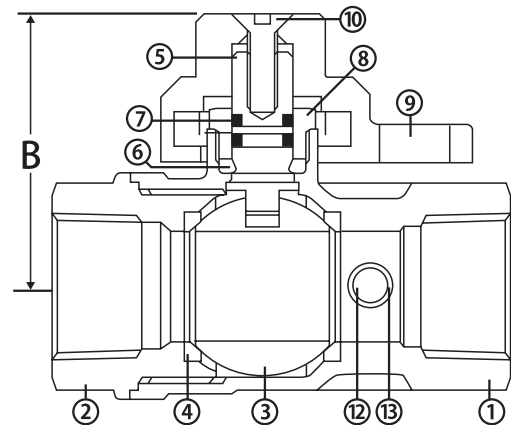
- Tamper resistant lockwing cap
- 2 Viton® o-rings
- Full port design to accommodate industry leading stop changers
- Lockwing accommodates standard barrel locks
- Maintenance free design
- 100% leak tested
- 100% Made in Italy
- Leakproof stem - Lifetime Warranty
- Patented security shutter and lockwing tab
 - US Patent no. 6,648,009

Approvals

- Meets or exceeds applicable part of DOT 192 and ANSI B16.33
- MSS SP-110

Pressure Rating

- 175 PSIG
- Temp range: -40°F to 300°F



Material Specifications

No.	Part	Materials
1	Body	Brass - CW617N
2	End Connection	Brass - CW617N
3	Ball	Chrome Plated Brass - CW617N
4	Seat (2)	Hostaflon® TFM 1600
5	Stem	Brass - CW614N
6	Packing	Buna-N
7	Stem O-ring (2)	Viton®
8	Packing Gland	Brass - CW614N
9	Lockwing Cap	Brass - CW617N
10	Screw	304 Stainless Steel
11	Bypass Plug	Brass - CW614N
12	Bypass Set Screw	Brass - CW614N
13	Bypass O-ring	Viton®
14	Bypass Cap	Brass - CW614N

Dimensions

Part No.	Size	A	B	C	D	E
244-004B	3/4"	3.30	2.06	2.09	0.95	0.59

Lockwing



Utility Gas Ball Valve • Full Port • Service Bypass • 125 PSIG



125-LWBP

Features

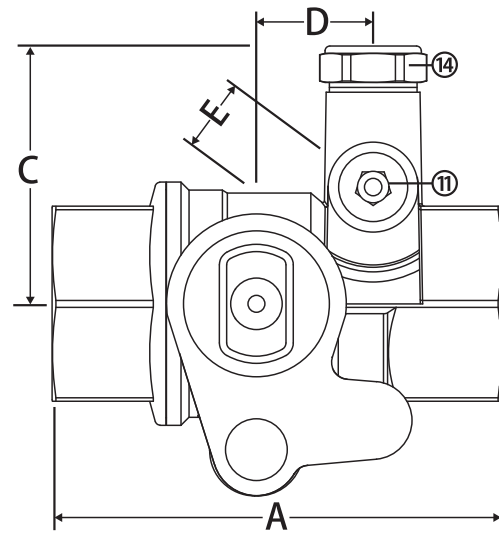
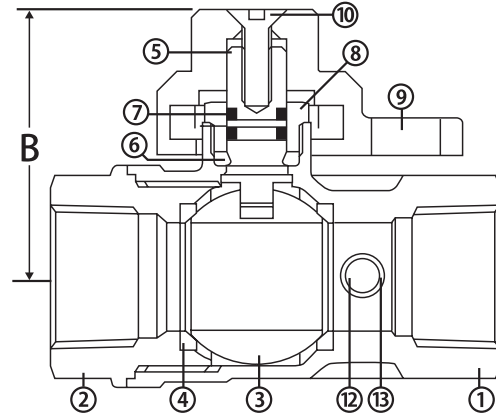
- Tamper resistant lockwing cap
- 2 Viton® o-rings
- Full port design to accommodate industry leading stop changers
- Lockwing accommodates standard barrel locks
- Maintenance free design
- 100% leak tested
- 100% Made in Italy
- Leakproof stem - Lifetime Warranty
- Patented security shutter and lockwing tab
 - US Patent no. 6,648,009

Approvals

- CSA Certified
 - ANSI B16.33 (125G)
- Meets or exceeds applicable part of DOT 192

Pressure Rating

- 125 PSIG
- Temp range: -40°F to 300°F
- MSS SP-110



Material Specifications

No.	Part	Materials
1	Body*	Brass - CW617N
2	End Connection*	Brass - CW617N
3	Ball	Chrome Plated Brass - CW617N
4	Seat (2)	Hostaflon® TFM 1600
5	Stem	Brass - CW614N
6	Packing	Buna-N
7	Stem O-ring (2)	Viton®
8	Packing Gland	Brass - CW614N
9	Lockwing Cap*	Brass - CW617N
10	Screw	304 Stainless Steel
11	Bypass Plug*	Brass - CW614N
12	Bypass Set Screw	Brass - CW614N
13	Bypass O-ring	Viton®
14	Bypass Cap*	Brass - CW614N

*Component may be AGA painted depending upon selection

Dimensions

Part No.	Size	A	B	C	D	E
244-005_	1"	3.65	2.21	2.18	0.95	0.59

_ = Specify coating: B = Brass, P = Painted

LT-JV-C 072516

Lockwing

Utility Gas Ball Valve • Full Port • Service Bypass • 125 PSIG with Union Tail Piece



125-LWUBP

Features

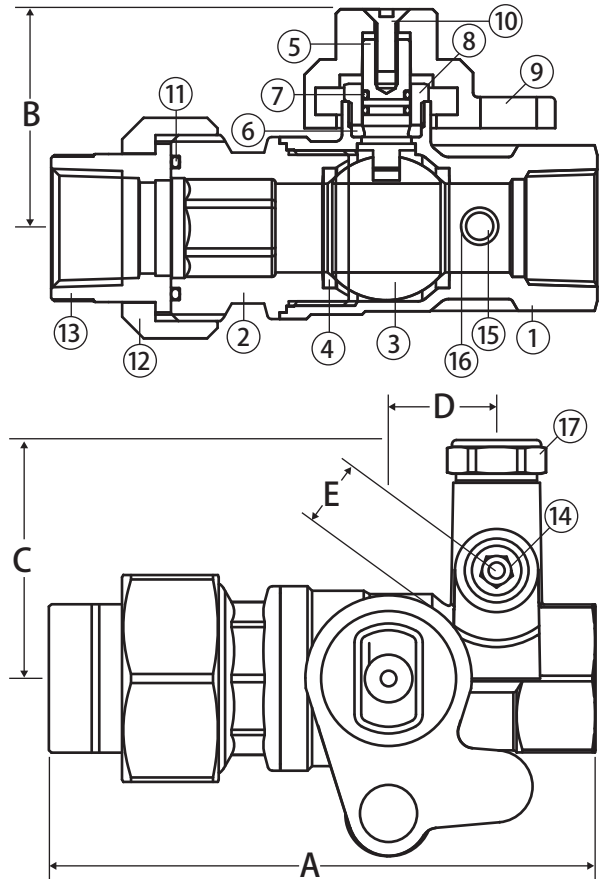
- Tamper resistant lockwing cap
- 2 Viton® o-rings
- Full port design to accommodate industry leading stop changers
- Lockwing accommodates standard barrel locks
- Maintenance free design
- 100% leak tested
- 100% Made in Italy
- Leakproof stem - Lifetime Warranty
- Patented security shutter and lockwing tab
 - US Patent no. 6,648,009

Approvals

- Meets or exceeds applicable part of DOT 192 and ANSI B16.33
- MSS SP-110

Pressure Rating

- 125 PSIG
- Temp range: -40°F to 300°F



Material Specifications

No.	Part	Materials
1	Body*	Brass - CW617N
2	End Connection*	Brass - CW617N
3	Ball	Chrome Plated Brass - CW617N
4	Seat (2)	Hostaflo® TFM 1600
5	Stem	Brass - CW614N
6	Packing	Buna-N
7	Stem O-ring (2)	Viton®
8	Packing Gland	Brass - CW614N
9	Lockwing Cap*	Brass - CW617N
10	Screw	304 Stainless Steel
11	Union O-ring	Viton®
12	Union Nut*	Brass - CW617N
13	Tail Piece*	Brass - CW614N
14	Bypass Plug*	Brass - CW614N
15	Bypass Set Screw	Brass - CW614N
16	Bypass O-ring	Viton®
17	Bypass Cap*	Brass - CW614N

*Component may be AGA painted depending upon selection

Dimensions

Part No.	Size	A	B	C	D	E
244-105_	1"	4.50	2.21	2.18	0.95	0.59

_ = Specify coating: B = Brass, P = Painted

Lockwing



Utility Gas Ball Valve • Full Port • Service Bypass • 125 PSIG • with Meter Nut and Swivel Connection



125-LWBP-S

Features

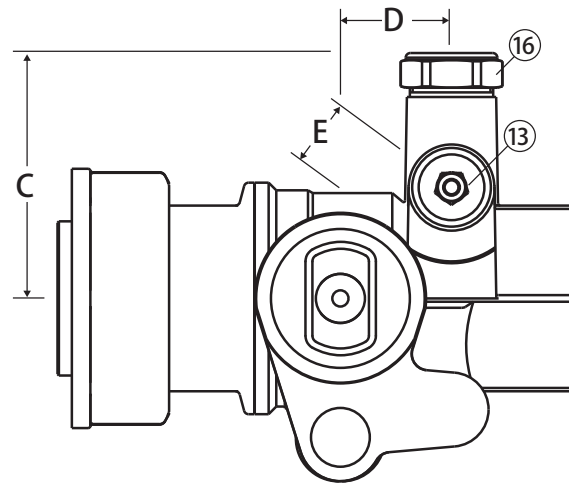
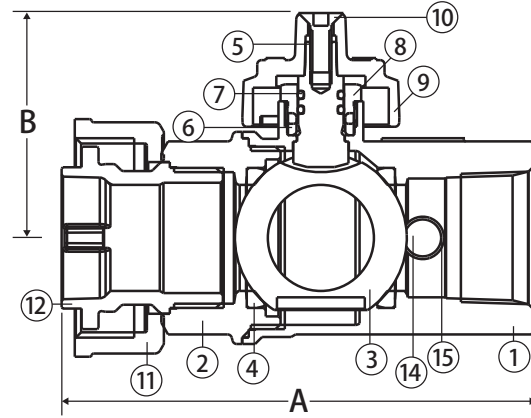
- Tamper resistant lockwing cap
- Meter nut and swivel connects directly to meter
- Lockwing accommodates standard barrel locks
- Maintenance free design
- 2 Viton® o-rings
- 100% leak tested
- 100% Made in Italy
- Leakproof stem - Lifetime Warranty
- Patented security shutter and lockwing tab
 - US Patent no. 6,648,009

Approvals

- CSA Certified
 - CGA 3.16 (125G)
 - ANSI B16.33 (125G)
- Meets or exceeds applicable part of DOT 192
- MSS SP-110

Pressure Rating

- 125 PSIG
- Temp range: -40°F to 300°F



Material Specifications

No.	Part	Materials
1	Body	Brass - CW617N
2	End Connection	Brass - CW617N
3	Ball	Chrome Plated Brass - CW617N
4	Seat (2)	Hostaflon® TFM 1600
5	Stem	Brass - CW614N
6	Packing	Buna-N
7	Stem O-ring (2)	Viton®
8	Packing Gland	Brass - CW614N
9	Lockwing Cap	Brass - CW617N
10	Screw	304 Stainless Steel
11	Union Nut	Brass - CW617N
12	Tail Piece	Brass - CW614N
13	Bypass Plug	Brass - CW614N
14	Bypass Set Screw	Brass - CW614N
15	Bypass O-ring	Viton®
16	Bypass Cap	Brass - CW614N

Dimensions

Part No.	Size	A	B	C	D	E
245-005B	1"	4.21	2.09	2.09	0.94	0.59

LT-JV-C 072516

Lockwing

Utility Gas Ball Valve • Full Port • Service Bypass • 125 PSIG • with Meter Nut Swivel Connection • with Angle Body



125-LWBP-SA

Features

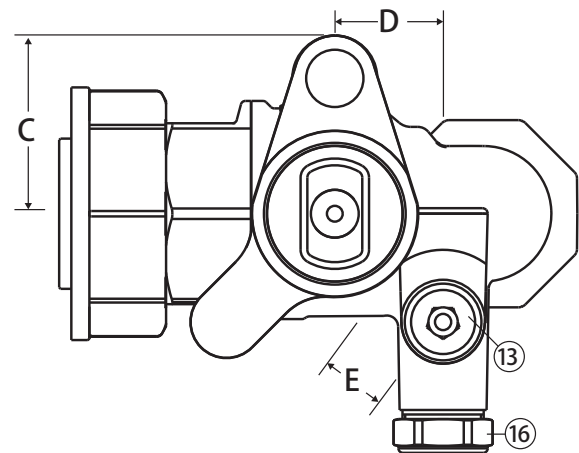
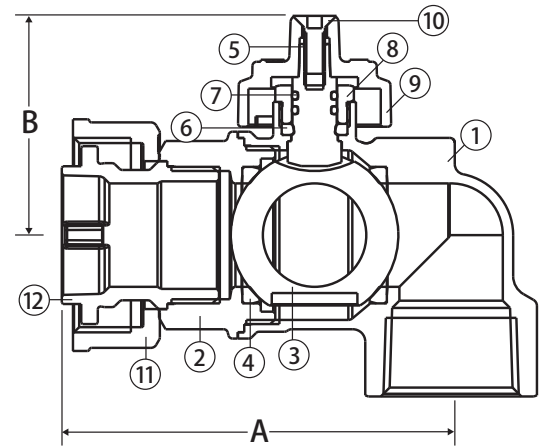
- Tamper resistant lockwing cap
- Meter nut and swivel connects directly to meter
- Lockwing accommodates standard barrel locks
- Maintenance free design
- 2 Viton® o-rings
- 100% leak tested
- 100% Made in Italy
- Leakproof stem - Lifetime Warranty
- Patented security shutter and lockwing tab
 - US Patent no. 6,648,009

Approvals

- CSA Certified
 - CGA 3.16 (125G)
 - ANSI B16.33 (125G)
- Meets or exceeds applicable part of DOT 192
- MSS SP-110

Pressure Rating

- 125 PSIG
- Temp range: -40°F to 300°F



Material Specifications

No.	Part	Materials
1	Body	Brass - CW617N
2	End Connection	Brass - CW617N
3	Ball	Chrome Plated Brass - CW617N
4	Seat (2)	Hostaflon® TFM 1600
5	Stem	Brass - CW614N
6	Packing	Buna-N
7	Stem O-ring (2)	Viton®
8	Packing Gland	Brass - CW614N
9	Lockwing Cap	Brass - CW617N
10	Screw	304 Stainless Steel
11	Union Nut	Brass - CW617N
12	Tail Piece	Brass - CW614N
13	Bypass Plug	Brass - CW614N
14	Bypass Set Screw*	Brass - CW614N
15	Bypass O-ring*	Viton®
16	Bypass Cap	Brass - CW614N

*Not Shown

Dimensions

Part No.	Size	A	B	C	D	E
245-005BA	1"	3.52	2.09	2.09	0.94	0.59

Commercial Lockwing



Utility Gas Ball Valve • Full Port • Service Bypass • 175 PSIG • with Insulated Tail Piece



Brass



T.E.A. Coated

175-LWIBP Commercial

Features

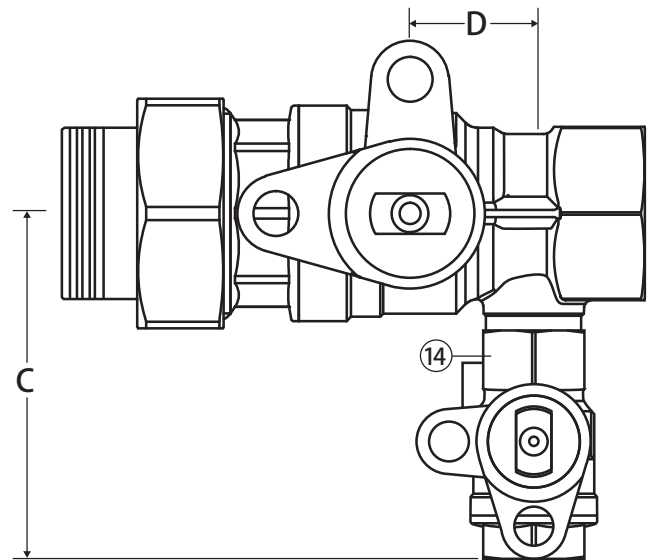
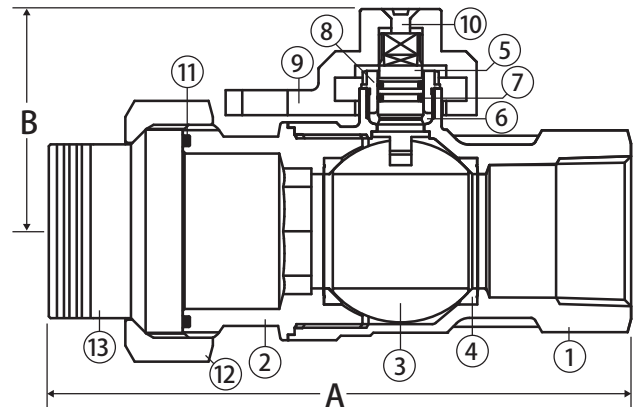
- Tamper resistant lockwing cap
- 2 Viton® o-rings
- Full port design to accommodate industry leading stop changers
- Lockwing accommodates standard barrel locks
- Maintenance free design
- 100% leak tested
- 100% Made in Italy
- Leakproof stem - Lifetime Warranty
- 3/4" bypass valve

Approvals

- Meets or exceeds applicable part of DOT 192 and ANSI B16.33
- MSS SP-110

Pressure Rating

- 175 PSIG
- Temp range: -40°F to 300°F



Material Specifications

No.	Part	Materials
1	Body*	Brass - CW617N
2	End Connection*	Brass - CW617N
3	Ball	Chrome Plated Brass - CW617N
4	Seat (2)	Hostaflon® TFM 1600
5	Stem	Brass - CW614N
6	Packing	Buna-N
7	Stem O-ring (2)	Viton®
8	Packing Gland	Brass - CW614N
9	Lockwing Cap*	Brass - CW617N
10	Screw	304 Stainless Steel
11	Union O-ring	Viton®
12	Union Nut*	Brass - CW617N
13	Insulated Tail Piece*	Zytel® / Brass - CW614N
14	Bypass Valve*	(See 175-LWN Spec Sheet)

*Components may be TEA coated depending on selection

Dimensions


Part No.	Size	A	B	C	D
243-006_	1-1/4"	6.73	2.47	4.16	1.38

_ = Specify coating: D = Brass, T = T.E.A. Coated

LT-JVC 072516

Commercial Lockwing

Utility Gas Ball Valve • Full Port • Service Bypass • 175 PSIG



Brass



T.E.A. Coated

175-LWBP Commercial

Features

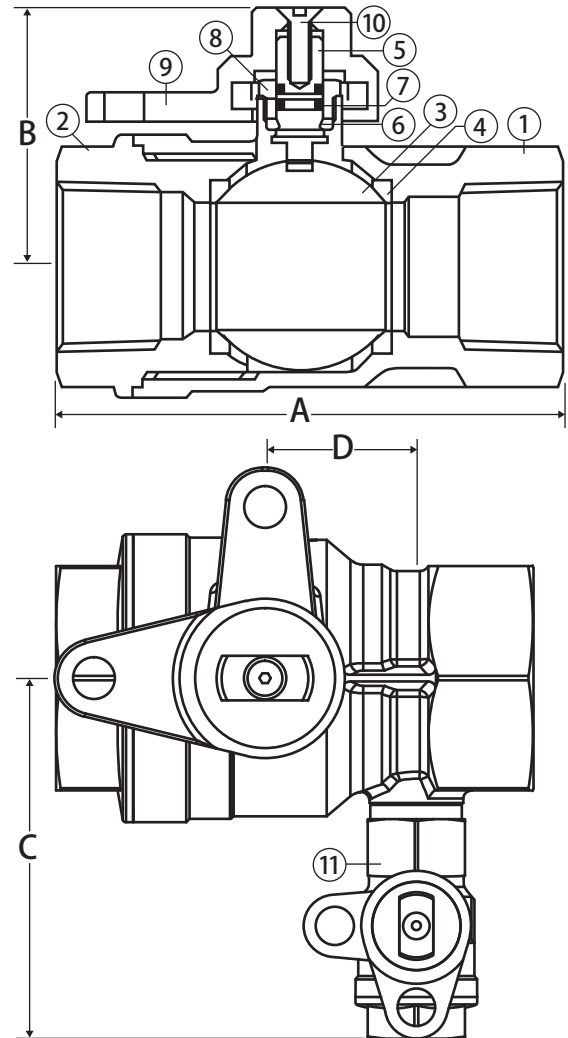
- Tamper resistant lockwing cap
- 2 Viton® o-rings
- Full port design to accommodate industry leading stop changers
- Lockwing accommodates standard barrel locks
- Maintenance free design
- 100% leak tested
- 100% Made in Italy
- Leakproof stem - Lifetime Warranty
- 3/4" bypass valve

Approvals

- Meets or exceeds applicable part of DOT 192 and ANSI B16.33
- MSS SP-110

Pressure Rating

- 175 PSIG
- Temp range: -40°F to 300°F



Material Specifications

No.	Part	Materials
1	Body*	Brass - CW617N
2	End Connection*	Brass - CW617N
3	Ball	Chrome Plated Brass - CW617N
4	Seat (2)	Hostaflo® TFM 1600
5	Stem	Brass - CW614N
6	Packing	Buna-N
7	Stem O-ring (2)	Viton®
8	Packing Gland	Brass - CW614N
9	Lockwing Cap*	Brass - CW617N
10	Screw	304 Stainless Steel
11	Bypass Valve*	(See 175-LWN Spec Sheet)

*Components may be TEA coated depending on selection

Dimensions

Part No.	Size	A	B	C	D
244-006B	1-1/4"	4.54	2.47	4.15	1.38
244-007B	1-1/2"	4.84	3.11	4.37	1.52
244-008_	2"	5.73	3.32	4.51	1.81

_ = Specify coating: D = Brass, T = T.E.A. Coated

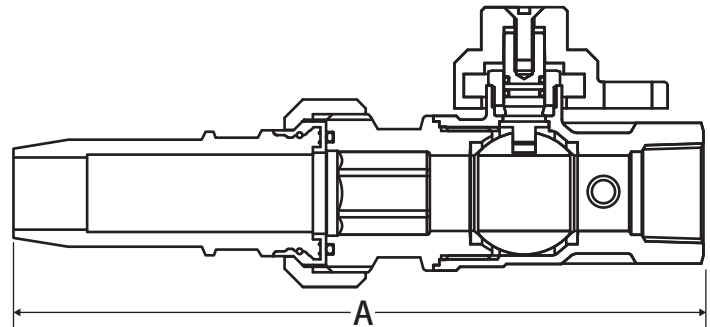
Lockwing



Utility Gas Ball Valve • Full Port • Service Bypass • 175 PSIG • with Insulated Extended Male Tail Piece



175-LWIBP-EXT



Material Specifications

- See specs for 175-LWIBP

Features

- Tamper resistant lockwing cap
- 100% leak tested
- Made in Italy
- Leakproof stem - Lifetime Warranty
- Patented security shutter and lockwing tab
 - US Patent no. 6,648,009

Approvals

- Meets or exceeds applicable part of DOT 192 and ANSI B16.33
- MSS SP-110

Dimensions

Part No.	Size	A
243-004EXT	3/4"	7.63

Pressure Rating

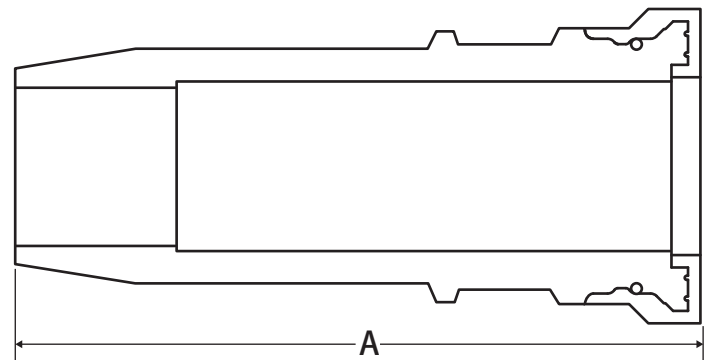
- 175 PSIG
- Temp range: -40°F to 300°F

Extended Tail Piece

Insulated Extended Male Tail Piece



Extended Male Tail Piece



LIT-JV-C 072516

Features

- To be ordered in conjunction with 175-LWIN
- 100% Made in Italy

Pressure Rating

- 175 PSIG
- Temp range: -40°F to 300°F

Material Specifications

No.	Part	Materials
1	Tail piece	Brass - CW617N

Dimensions

Part No.	Size	A
241-004EUM	3/4"	3.69

Thread Sealant

Slow-Drying Soft-Set PTFE Thread Sealant



White Stuff

Description

Jomar's White Stuff is a slow drying, soft setting, non-hardening PTFE pipe thread compound. It will not transfer taste or odor to the system being sealed. Excellent for food and water systems. It is lead free, anti-galling, non-corrosive, nontoxic, and will not harden in can.

Temperature and Pressure Ratings

Brushable to: -50°F (-45°C)
 Temperature Range: -50°F to 400°F (-45°C to 204°C)
 Pressure Ratings: Gas – 3000 PSI (211 kg/cm²)
 Liquid – 8000 PSI (562 kg/cm²)

VOC: 344 g/l

Approvals

- NSF Certified
 - NSF 14 (PW, DWV, SW)
 - NSF 61 (C.HOT 180°F)
 - NSF 372
- Meets Mil. Spec. TT-S-1732

Directions

Stir well before using. Clean threads. Brush liberally onto male threads only. Apply appropriate torque to joint as required. Joint may be made up immediately or within four hours as desired.

Part #	Size	Case Qty
400-001	2 oz tube	72
400-002	4 oz can	24
400-003	8 oz can	24
400-004	16 oz can	12
400-005	32 oz can	12

Recommended for use with:

- | | | |
|--|--|---|
| <ul style="list-style-type: none"> • Acids, Diluted • Air, Compressed Gaseous • Alkalis, Diluted • Ammonia • Aliphatic Solvents • Brine • Butane • Carbon Dioxide • Castor Oils • Chlorinated Water • Corrosives • Coal Tar Naphtha • Cutting Oils • Diesel Exhaust Fluid • Diesel Fuel Oil | <ul style="list-style-type: none"> • Fatty Acids (Liquids) • Freon (All) • Gasoline* • Glycol • Heating Oils • Helium Gaseous • Hydraulic Oils • Hydrogen • Inert Gases, Gaseous • Jet Fuel (JP 3,4,5) • Kerosene • Lacquer • Liquefied Petroleum Gases • Manufactured Gases • Mineral Oils | <ul style="list-style-type: none"> • Naphtha • Natural Gas • Nitrogen, Gaseous • Petroleum Solvents • Propane • Refrigeration Gases • Soap, Liquid • Steam Lines • Sugar, Liquid • Vegetable Oils • Water (Hot or Cold) • Xylol |
|--|--|---|

NOT FOR USE ON OXYGEN SYSTEMS

*Contact Jomar for compatible blends

Recommended for use on:

- | | | |
|--|--|---|
| <ul style="list-style-type: none"> • All types of metal • ABS • PVC • CPVC | <ul style="list-style-type: none"> • Delrin • Zytel • Fiberglass • Nylon | <ul style="list-style-type: none"> • Polypropylene • Polybutylene • Polyethylene |
|--|--|---|



Precautionary Statements

P264: Wash skin thoroughly after handling. **P280:** Wear protective gloves and eye protection. **P303 + P361:** IF ON SKIN, immediately remove all contaminated clothing and wash before reuse. **P305 + P351:** IF IN EYES, remove contact lenses if present and easy to do so, rinse with water for several minutes. **P337 + P313:** If eye or skin irritation persists – get medical advice/attention. **P403 + P223:** Store in a cool, well-ventilated place. Keep container tightly closed.

Thread Sealant



Slow-Drying Soft-Set General Purpose Thread Sealant



Green Stuff

Description

Jomar's Green Stuff is a slow drying, soft setting, non-hardening pipe thread compound. It will not transfer taste or odor to the system being sealed. Excellent for food and water systems. It is lead free, anti-galling, non-corrosive, nontoxic, and will not harden in can.

Temperature and Pressure Ratings

Brushable to: -50°F (-45°C)
 Temperature Range: -50°F to 400°F (-45°C to 204°C)
 Pressure Ratings: Gas – 3000 PSI (211 kg/cm²)
 Liquid – 6000 PSI (422 kg/cm²)

VOC: 342 g/l

Approvals

- NSF Certified
 - NSF 14 (PW, DWV, SW)
 - NSF 61 (C.HOT 180°F)
 - NSF 372
- CSA Certified (1/4" – 2")
 - CAN/ULC-S642 (125 PSIG)
 - ANSI LC7 (125 PSIG)
- Meets Mil. Spec. TT-S-1732

Directions

Stir well before using. Clean threads. Brush liberally onto male threads only. Apply appropriate torque to joint as required.

Part #	Size	Case Qty
400-101	2 oz tube	72
400-102	4 oz can	24
400-103	8 oz can	24
400-104	16 oz can	12
400-105	32 oz can	12

Recommended for use with:

- | | | |
|--|---|---|
| <ul style="list-style-type: none"> • Acids, Diluted • Air, Compressed Gaseous • Alkalis, Diluted • Ammonia • Aliphatic Solvents • Brine • Butane • Carbon Dioxide • Castor Oils • Chlorinated Water • Coal Tar Naphtha • Cutting Oils • Diesel Fuel Oil | <ul style="list-style-type: none"> • Freon (All) • Gasoline* • Glycol • Heating Oils • Helium Gaseous • Hydraulic Oils • Hydrogen • Inert Gases, Gaseous • Jet Fuel (JP 3,4,5) • Kerosene • Lacquer • Liquefied Petroleum Gases • Manufactured Gases | <ul style="list-style-type: none"> • Mineral Oils • Natural Gas • Nitrogen, Gaseous • Petroleum Solvents • Propane • Refrigeration Gases • Soap, Liquid • Steam Lines • Sugar, Liquid • Vegetable Oils • Water (Hot or Cold) |
|--|---|---|

Recommended for use on:

- | | | |
|--|--|---|
| <ul style="list-style-type: none"> • All types of metal • ABS • PVC • CPVC | <ul style="list-style-type: none"> • Delrin • Zytel • Fiberglass • Nylon | <ul style="list-style-type: none"> • Polypropylene • Polybutylene • Polyethylene |
|--|--|---|

NOT FOR USE ON OXYGEN SYSTEMS

*Contact Jomar for compatible blends



Precautionary Statements

P264: Wash skin thoroughly after handling. **P280:** Wear protective gloves and eye protection. **P303 + P361:** IF ON SKIN, immediately remove all contaminated clothing and wash before reuse. **P305 + P351:** IF IN EYES, remove contact lenses if present and easy to do so, rinse with water for several minutes. **P337 + P313:** If eye or skin irritation persists – get medical advice/attention. **P403 + P223:** Store in a cool, well-ventilated place. Keep container tightly closed.

LIT-JVC 072516

Thread Sealant

Slow-Drying Soft-Set Extra PTFE Thread Sealant



Heavyweight

Part #	Size	Case Qty
400-201	2 oz tube	72
400-202	4 oz can	24
400-203	8 oz can	24
400-204	16 oz can	12
400-205	32 oz can	12

Description

Jomar's Heavyweight is a slow drying, soft setting, non-hardening industrial PTFE pipe thread compound. It will not transfer taste or odor to the system being sealed. Excellent for food and water systems. It is lead free, anti-galling, non-corrosive, nontoxic, and will not harden in can.

Temperature and Pressure Ratings

Brushable to: -50°F (-45°C)
 Temperature Range: -50°F to 400°F (-45°C to 204°C)
 Pressure Ratings: Gas – 3000 PSI (211 kg/cm²)
 Liquid – 10,000 PSI (703 kg/cm²)
 VOC: 304 g/l

Approvals

- UL Listed (1/4" – 2")
 - QLSR – Pipe joint sealing compound
- Meets Mil. Spec. TT-S-1732

Directions

Do not dilute. Stir well before using. Clean threads. Brush liberally onto male threads only. Apply appropriate torque to joint as required. Joint may be subjected to pressure immediately after assembly.

Recommended for use with:

- | | | |
|--|--|---|
| <ul style="list-style-type: none"> • Acids, Diluted • Air, Compressed Gaseous • Alkalis, Diluted • Ammonia • Aliphatic Solvents • Brine • Butane • Carbon Dioxide • Castor Oils • Chlorinated Water • Corrosives • Coal Tar Naphtha • Cutting Oils • Diesel Fuel Oil • Diesel Exhaust Fluid | <ul style="list-style-type: none"> • Fatty Acids (Liquids) • Freon (All) • Gasoline* • Glycol • Heating Oils • Helium Gaseous • Hydraulic Oils • Hydrogen • Inert Gases, Gaseous • Jet Fuel (JP 3,4,5) • Kerosene • Lacquer • Liquefied Petroleum Gases • Manufactured Gases • Mineral Oils | <ul style="list-style-type: none"> • Naphtha • Natural Gas • Nitrogen, Gaseous • Petroleum Solvents • Propane • Refrigeration Gases • Soap, Liquid • Steam Lines • Sugar, Liquid • Vegetable Oils • Water (Hot or Cold) • Xylol |
|--|--|---|

NOT FOR USE ON OXYGEN SYSTEMS

*Contact Jomar for compatible blends

Recommended for use on:

- | | | |
|--|--|---|
| <ul style="list-style-type: none"> • All types of metal • ABS • PVC • CPVC | <ul style="list-style-type: none"> • Delrin • Zytel • Fiberglass • Nylon | <ul style="list-style-type: none"> • Polypropylene • Polybutylene • Polyethylene |
|--|--|---|



Precautionary Statements

P264: Wash skin thoroughly after handling. **P280:** Wear protective gloves and eye protection. **P303 + P361:** IF ON SKIN, immediately remove all contaminated clothing and wash before reuse. **P305 + P351:** IF IN EYES, remove contact lenses if present and easy to do so, rinse with water for several minutes. **P337 + P313:** If eye or skin irritation persists – get medical advice/attention. **P403 + P223:** Store in a cool, well-ventilated place. Keep container tightly closed.

Thread Sealant



Fast-Drying Hard-Set Thread and Gasket Sealant



WOG Plus

Description

Jomar's W.O.G Plus is a fast drying, hard setting, semi-paste, thread and gasket sealer. It remains flexible, so vibrations will not loosen connection. W.O.G plus seals tightly but allows for disassembly without damage to parts. It is lead free, halogen free, non-corrosive and nontoxic.

Temperature and Pressure Ratings

Brushable to: -50°F (-45°C)
Flash Point: TTC 58°F (14°C)
Ignition Temp: 901°F (482°C)
Temperature Range: -50°F to 400°F (-45°C to 204°C)
Pressure Ratings: Gas – 2500 PSI (176 kg/cm²)
Liquid – 10,000 PSI (703 kg/cm²)
VOC: 294 g/l

Approvals

- Meets Mil. Spec. MIL-S-7916B

Threaded Directions

Stir well before using. Clean threads. Brush liberally onto male threads only. Allow to set for 5 minutes. Make up joint and apply appropriate torque as required. Keep container closed at all times when not in use.

Flange / Gasket Directions

Stir well before using. Clean flange and gasket. Brush liberally onto both sides of flange and gasket. Allow to set for 5 minutes. Assemble in a normal manner. Keep container closed at all times when not in use.

Part #	Size	Case Qty
400-302	4 oz can	24
400-303	8 oz can	24
400-304	16 oz can	12
400-305	32 oz can	12

Warning: Combustible mixture
Do not use near heat, spark, or open flame.
Do not apply to hot surfaces.
Keep out of reach of children.

Recommended for use with:

- Acids, Diluted
- Air, Compressed Gaseous
- Alkalis Diluted
- Ammonia
- Aliphatic Solvents
- Brine
- Butane
- Carbon Dioxide
- Castor Oils
- Chlorinated Water
- Cutting Oils
- Diesel Fuel Oil
- Freon (All)
- Gasoline*
- Heating Oils
- Helium Gaseous
- Hydraulic Oils
- Inert Gases, Gaseous
- Jet Fuel (JP 3,4,5)
- Kerosene
- Lacquer
- Liquefied Petroleum Gases
- Manufactured Gases
- Mineral Oils
- Naphtha
- Natural Gas
- Nitrogen, Gaseous
- Petroleum Solvents

- Propane
- Refrigeration Gases
- Soap, Liquid
- Steam Lines
- Sugar, Liquid
- Vegetable Oils
- Water (Hot or Cold)
- Xylol

NOT FOR USE ON OXYGEN
NOT RECOMMENDED FOR USE ON ETHANOL

*Contact Jomar for compatible blends

Recommended for use on:

- All types of metal
- Pipe threads
- Pumps
- Electrical transmission equipment
- Gasoline engines
- Diesel engines
- Tank seams



Precautionary Statements

P264: Wash skin thoroughly after handling. **P280:** Wear protective gloves and eye protection. **P303 + P361:** IF ON SKIN, immediately remove all contaminated clothing and wash before reuse. **P305 + P351:** IF IN EYES, remove contact lenses if present and easy to do so, rinse with water for several minutes. **P337 + P313:** If eye or skin irritation persists – get medical advice/attention. **P403 + P223:** Store in a cool, well-ventilated place. Keep container tightly closed.

LT-JVC 072516

Thread Sealant

High Temperature Anti-Seize Lubricant and Thread Sealant



Hi-Temp

Part #	Size	Case Qty
400-403	8 oz can	24
400-404	16 oz can	12

Recommended for use with:

- Air, Compressed Gaseous
- Alkalis, Diluted
- Ammonia
- Brine
- Carbon Dioxide
- Chlorinated Water
- Corrosives
- Fatty Acids (Liquids)
- Freon (All)
- Inert Gases, Gaseous
- Natural Gas
- Nitrogen, Gaseous

- Refrigeration Gases
- Soap, Liquid
- Steam Lines
- Sugar, Liquid
- Water (Hot or Cold)

NOT FOR USE ON OXYGEN SYSTEMS

Recommended for use on:

- All types of metal
- Pipe threads
- Bearings
- Bushings
- Drill collars
- Gear reducers
- Couplings
- Seals
- Studs
- Bolts
- Valve seats
- Valve stems
- Valve packing assemblies
- Valve gate assemblies
- Key ways

Description

Jomar's Hi-Temp is a copper based anti-seize lubricant and thread sealant. It produces a permanent leak-proof metallic seal under pressure, yet prevents seizing, galling, freezing, and tearing, even under extreme conditions. It is lead free, non-corrosive, nontoxic, and will not harden in can.

Temperature and Pressure Ratings

Brushable to: 10°F (-12°C)

Pour point: 32°F (0°C)

Temperature Range: 0°F to 1800°F (-17°C to 982°C)

Pressure Ratings: Gas – 3000 PSI (211 kg/cm²)

Liquid – 10,000 PSI (703 kg/cm²)

Approvals

Meets Mil. Spec. MIL-A-907D

Directions

Do not dilute. Stir well before using. Clean mating surfaces. Brush onto mating surfaces.

Make up joint and apply appropriate torque if required. Keep container closed at all times when not in use to avoid contamination.

Thread Sealant Uses



WOG Plus
(P)

Heavyweight
(H)

Green Stuff
(G)

White Stuff
(W)

Hi-Temp
(T)

Recommended Uses

Acids, Diluted	P	H	G	W	Hydraulic Oils	P	H	G	W		
Air, Compressed Gaseous	P	H	G	W	T	Hydrogen	H	G	W		
Alkalis, Diluted	P	H	G	W	T	Inert Gases, Gaseous	P	H	G	W	T
Ammonia	P	H	G	W	T	Jet Fuel (JP 3,4,5)	P	H	G	W	
Aliphatic Solvents	P	H	G	W	Brine	P	H	G	W	T	
Butane	P	H	G	W	Lacquer	P	H	G	W		
Carbon Dioxide	P	H	G	W	T	Liquefied Petroleum Gases	P	H	G	W	
Castor Oils	P	H	G	W	Manufactured Gases	P	H	G	W		
Chlorinated Water	P	H	G	W	T	Mineral Oils	P	H	G	W	
Corrosives	H	W	T	Naphtha	P	H	W				
Coal Tar Naphtha	H	G	W	Natural Gas	P	H	G	W	T		
Cutting Oils	P	H	G	W	Nitrogen, Gaseous	P	H	G	W	T	
Diesel Fuel Oil	P	H	G	W	Oxygen	Petroleum Solvents	P	H	G	W	
Diesel Exhaust Fluid	H	W	Propane	P	H	G	W				
Fatty Acids (Liquids)	H	W	T	Refrigeration Gases	P	H	G	W	T		
Freon (All)	P	H	G	W	T	Soap, Liquid	P	H	G	W	T
Gasoline*	P	H	G	W	Sodium Hypochlorite	Steam Lines	P	H	G	W	T
Gasohol	Glycol	H	G	W	Sugar, Liquid	P	H	G	W	T	
Heating Oils	P	H	G	W	Vegetable Oils	P	H	G	W		
Helium Gaseous	P	H	G	W	Water (Hot or Cold)	P	H	G	W	T	
	Xylol	P	H	W							

*Contact Jomar for compatible blends

The information contained in this bulletin is correct to the best of our knowledge. The recommendations or suggestions herein are made without guarantee or representation as to result, since the conditions of use are beyond our control. We suggest that you evaluate the recommendations contained in this bulletin. No statement is to be construed as violating any copyright or patent. They are intended only as a source of information.

Butterfly Valve

Lug Style • Epoxy-Coated Ductile Iron Body • Stainless Steel Disc



BFV-Lug

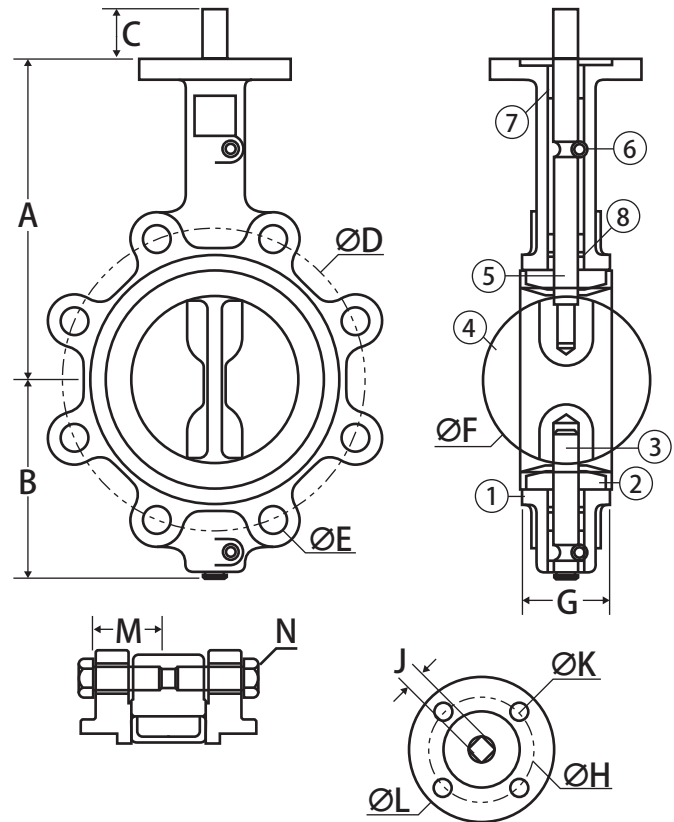
CRN# 0C09891.2

Features

- Designed for commercial and industrial applications up to 200 PSI
- Easily accepts actuator with ISO 5211 mounting flange
- Available in EPDM, PTFE, Buna-N, or Viton® seats
- Seat to flange seal eliminates the need for flange gaskets
- Series 600 Lug bodies are bidirectional for dead end service
- Epoxy coated finish
- Ideal for mounting pneumatic/electrical actuators
- Square stem for direct mount
- Wetted surfaces contain less than .25% lead content

Approvals

- API 609
- MSS SP-67



Material Specifications

No.	Part	Materials
1	Body	Ductile Iron - Epoxy Coated
2	Seat	*Varies*
3	Lower Shaft*	410 Stainless Steel
4	Disc	CF8M Stainless Steel
5	Upper Shaft	410 Stainless Steel
6	Locating Pin (2)	Carbon Steel
7	Bushing (3)	PTFE
8	O-ring (2)	EPDM

Note: 2" - 12" only, 14" - 36" are pin through shaft style

Seat Temperature Ranges

	Size	Buna-N	EPDM	Viton	PTFE
Temperature range (° F)	2" - 36"	10 to 180	-30 to 250	10 to 275	-20 to 250
Inline service (psi)	2" - 12"	200	200	200	200
	14" - 36"	150	150	150	150
Dead end service w/down stream flange (psi)	2" - 12"	200	200	200	100
Dead end service w/o down stream flange (psi)	2" - 12"	100	100	100	50

When ordering butterfly valves please specify the seat in the _ space with the following letter designations:

E = EPDM P = PTFE V = VITON B = BUNA

Dimensions

Part No.	Size	A	B	C	D	E	F	G	H	J	K	L	M	N	Weight
600-02DS_L	2"	6.34	3.15	1.26	4.74	4 : 5/8"	2.07	1.65	1.97	0.35	4 : 0.28	3.03	1.50	5/8-11UNC	8.38
600-212DS_L	2-1/2"	6.89	3.50	1.26	5.50	4 : 5/8"	2.54	1.76	1.97	0.35	4 : 0.28	3.03	1.50	5/8-11UNC	9.26
600-03DS_L	3"	7.13	3.74	1.26	6.00	4 : 5/8"	3.10	1.78	1.97	0.35	4 : 0.28	3.03	1.50	5/8-11UNC	10.36
600-04DS_L	4"	7.87	4.49	1.26	7.50	8 : 5/8"	4.09	2.05	2.76	0.43	4 : 0.35	3.54	1.75	5/8-11UNC	19.84
600-05DS_L	5"	8.39	5.00	1.26	8.50	8 : 3/4"	4.85	2.14	2.76	0.55	4 : 0.35	3.54	1.75	3/4-10UNC	24.03
600-06DS_L	6"	8.90	5.47	1.26	9.51	8 : 3/4"	6.13	2.20	2.76	0.55	4 : 0.35	3.54	2.00	3/4-10UNC	31.31
600-08DS_B	8"	10.24	6.89	1.61	11.75	8 : 3/4"	7.97	2.39	4.02	0.67	4 : 0.47	4.92	2.00	3/4-10UNC	40.12
600-10DS_B	10"	11.50	7.99	1.61	14.25	12 : 7/8"	9.86	2.58	4.02	0.87	4 : 0.47	4.92	2.25	7/8-9UNC	59.08
600-12DS_B	12"	13.27	9.53	1.61	17.01	12 : 7/8"	11.87	3.03	4.02	0.87	4 : 0.47	5.51	2.50	7/8-9UNC	88.18
600-14DS_B	14"	14.49	10.55	1.77	18.74	12 : 1"	13.12	3.01	4.02	0.87	4 : 0.47	5.51	2.50	1-8UNC	123.46
600-16DS_B	16"	15.75	12.17	2.02	21.26	16 : 1"	15.34	3.41	5.51	1.06	4 : 0.71	7.76	3.00	1-8UNC	211.64
600-18DS_B	18"	16.54	12.91	2.02	22.76	16 : 1-1/8"	17.34	4.16	5.51	1.06	4 : 0.71	7.76	3.50	1-1/8-7UNC	268.96
600-20DS_B	20"	18.90	14.21	2.53	25.00	20 : 1-1/8"	19.35	5.19	5.51	1.42	4 : 0.71	7.76	4.00	1-1/8-7UNC	445.33
600-24DS_B	24"	22.13	18.07	2.76	29.51	20 : 1-1/4"	23.33	5.98	6.50	1.42	4 : 0.91	10.87	4.50	1-1/4-7UNC	595.25
600-30DS_B*	30"	25.98	21.22	-	-	-	29.30	6.50	-	-	-	-	-	-	939.17
600-36DS_B*	36"	28.35	25.83	-	-	-	34.04	7.99	-	-	-	-	-	-	1604.96

*U-type Butterfly Valve, dimensions and drawings available upon request.

Butterfly Valve

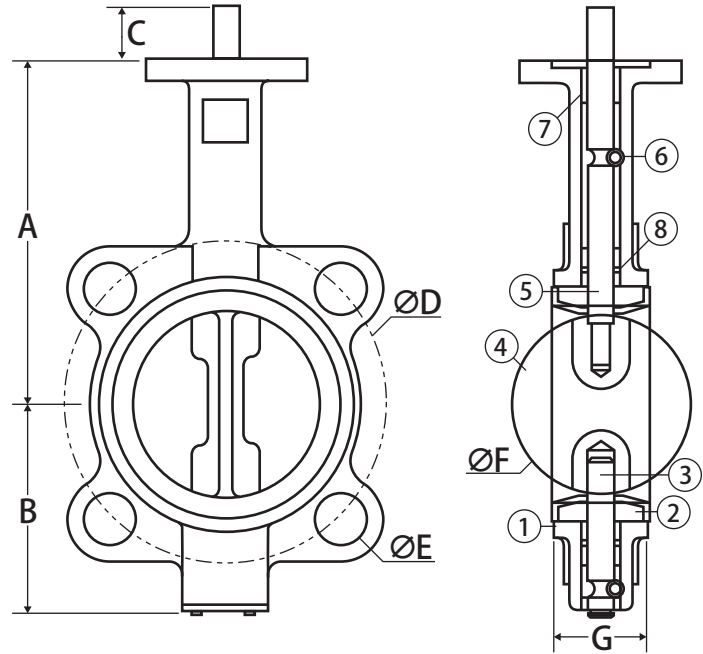


Wafer Style • Epoxy-Coated Ductile Iron Body • Stainless Steel Disc



BFV-Wafer

CRN# 0C09891.2



Features

- Designed for commercial and industrial applications up to 200 PSI
- Easily accepts actuator with ISO 5211 mounting flange
- Available in EPDM, PTFE, Buna-N, or Viton® seats
- Meets API 609 & MSS SP-67
- Seat to flange seal eliminates the need for flange gaskets
- Epoxy coated finish
- Ideal for mounting pneumatic/electrical actuators
- Square stem for direct mount
- Wetted surfaces contain less than .25% lead content

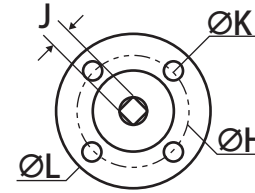
Approvals

- API 609
- MSS SP-67

Material Specifications

No.	Part	Materials
1	Body	Ductile Iron - Epoxy Coated
2	Seat	*Varies*
3	Lower Shaft*	410 Stainless Steel
4	Disc	CF8M Stainless Steel
5	Upper Shaft	410 Stainless Steel
6	Locating Pin (2)	Carbon Steel
7	Bushing (3)	PTFE
8	O-ring (2)	EPDM

2" - 12" only, 14" - 36" are pin through shaft style



Seat Temperature Ranges

	Size	Buna-N	EPDM	Viton	PTFE
Temperature range (° F)	2" - 36"	10 to 180	-30 to 250	10 to 275	-20 to 250
Inline service (psi)	2" - 12"	200	200	200	200
	14" - 36"	150	150	150	150

When ordering butterfly valves please specify the seat in the _ space with the following letter designations: E = EPDM P = PTFE V = VITON B = BUNA

Dimensions

Part No.	Size	A	B	C	D	E	F	G	H	J	K	L	Weight
900-02DS_L	2"	6.34	3.15	1.26	4.74	4 : 0.75	2.07	1.65	1.97	0.35	4 : 0.28	3.03	5.51
900-212DS_L	2-1/2"	6.89	3.50	1.26	5.50	4 : 0.75	2.54	1.76	1.97	0.35	4 : 0.28	3.03	7.05
900-03DS_L	3"	7.13	3.74	1.26	6.00	4 : 0.75	3.10	1.78	1.97	0.35	4 : 0.28	3.03	8.38
900-04DS_L	4"	7.87	4.49	1.26	7.50	8 : 0.75	4.09	2.05	2.76	0.43	4 : 0.35	3.54	10.80
900-05DS_L	5"	8.39	5.00	1.26	8.50	8 : 0.87	4.85	2.14	2.76	0.55	4 : 0.35	3.54	15.43
900-06DS_L	6"	8.90	5.47	1.26	9.51	8 : 0.87	6.13	2.20	2.76	0.55	4 : 0.35	3.54	17.20
900-08DS_B	8"	10.24	6.89	1.61	11.75	8 : 0.87	7.97	2.39	4.02	0.67	4 : 0.47	4.92	29.10
900-10DS_B	10"	11.50	7.99	1.61	14.25	12 : 0.98	9.86	2.58	4.02	0.87	4 : 0.47	4.92	42.33
900-12DS_B	12"	13.27	9.53	1.61	17.01	12 : 0.98	11.87	3.03	4.02	0.87	4 : 0.47	5.51	71.65
900-14DS_B	14"	14.49	10.51	1.77	18.74	12 : 1.14	13.12	3.01	4.02	0.87	4 : 0.47	5.51	91.05
900-16DS_B	16"	15.75	12.17	2.02	21.26	16 : 1.14	15.34	3.41	5.51	1.06	4 : 0.71	7.76	134.48
900-18DS_B	18"	16.61	12.91	2.02	22.76	16 : 1.26	17.34	4.16	5.51	1.06	4 : 0.71	7.76	174.16
900-20DS_B	20"	18.90	14.21	2.53	25.00	20 : 1.26	19.35	5.19	5.51	1.42	4 : 0.71	7.76	282.19
900-24DS_B	24"	22.13	18.07	2.76	29.51	20 : 1.38	23.33	5.98	6.50	1.42	4 : 0.91	10.87	414.47
900-30DS_B	30"	25.98	21.22	2.60	36.00	28 : 1.38	29.30	6.50	10.00	-*	8 : 0.71	11.81	723.12
900-36DS_B	36"	28.35	25.83	4.65	41.34	32 : 1.61	34.04	7.99	10.00	-*	8 : 0.71	11.81	1571.89

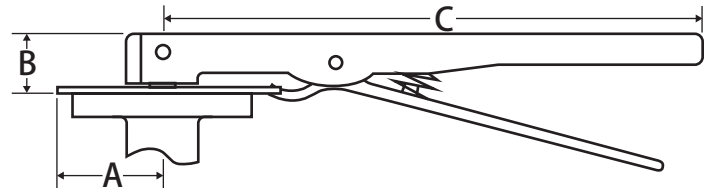
*Stem is round with key, dimensions and drawings available upon request.

Butterfly Valve Handle

Ten-position Lockable Lever Handle



BFV-Lever Handle



Dimensions

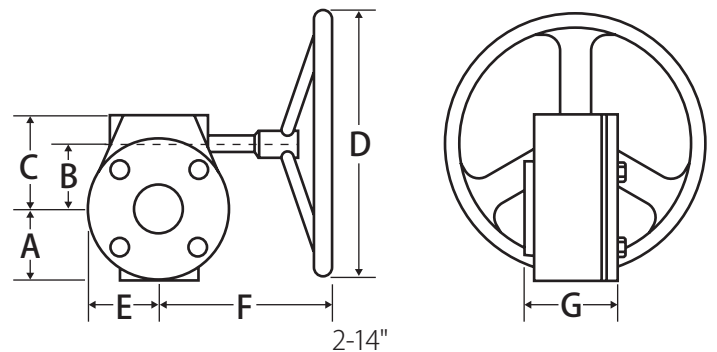
Part No.	Size	A	B	C
BLH2-3	2" - 3"	2.00	1.26	10.64
BLH4	4"	2.00	1.26	10.64
BLH5-6	5" - 6"	2.00	1.26	10.64
BLH8	8"	4.30	1.77	14.18
BLH10	10"	5.84	1.77	19.70
BLH12	12"	5.80	1.77	19.70

Butterfly Valve Handle

Butterfly Gear Operator

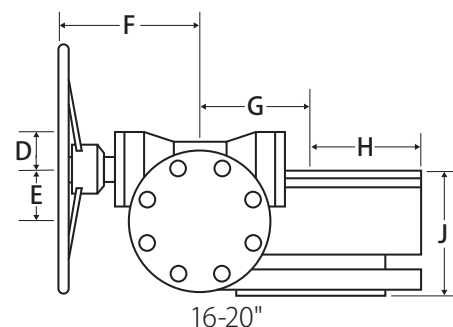
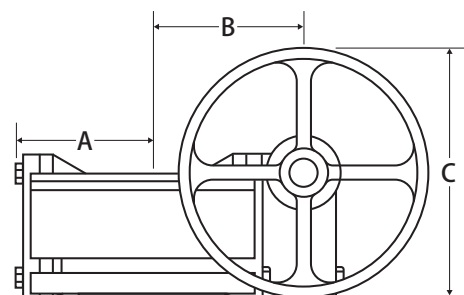


BFV-Worm Gear Operator



Dimensions

Part No.	Size	A	B	C	D	E	F	G	H	J
2-14"										
BGO2-3	2"-3"	2.05	1.77	2.92	5.91	2.05	6.00	2.96	-	-
BGO4	4"	2.05	1.77	2.92	5.91	2.05	6.00	2.96	-	-
BGO5-6	5"-6"	2.05	1.77	2.92	5.91	2.05	6.00	2.96	-	-
BGO8	8"	2.96	2.47	3.98	11.82	2.96	9.85	3.39	-	-
BGO10	10"	2.96	2.47	3.98	11.82	2.96	9.85	3.39	-	-
BGO12-14	12"-14"	3.19	3.15	4.65	11.82	3.19	8.94	3.27	-	-
16-20"										
BGO16	16"	4.76	7.03	11.81	2.22	2.60	6.85	4.09	4.53	4.94
BGO18	18"	4.76	7.03	11.81	2.22	2.60	6.85	4.09	4.53	4.94
BGO20	20"	4.76	7.03	11.81	2.22	2.60	6.85	4.09	4.53	4.94



Carbon Steel Ball Valve

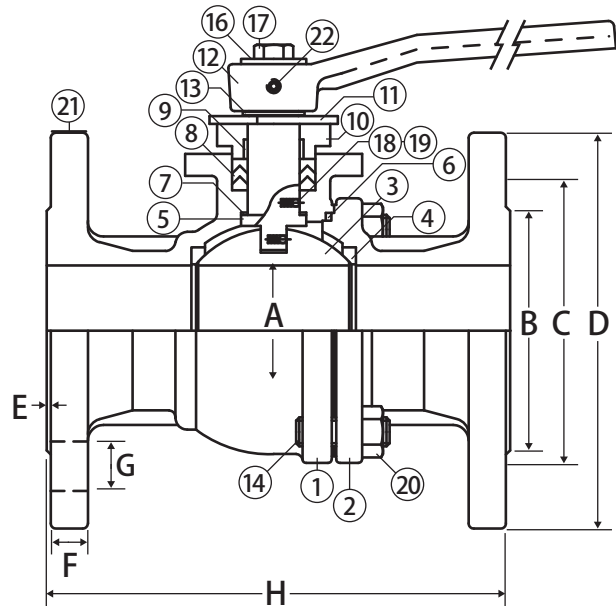


**2 Piece • Full Port • Flanged Connections • Class 300 •
Stainless Steel Ball and Stem**



CRN# 0C15754.524

FL-CS-100-300



Features

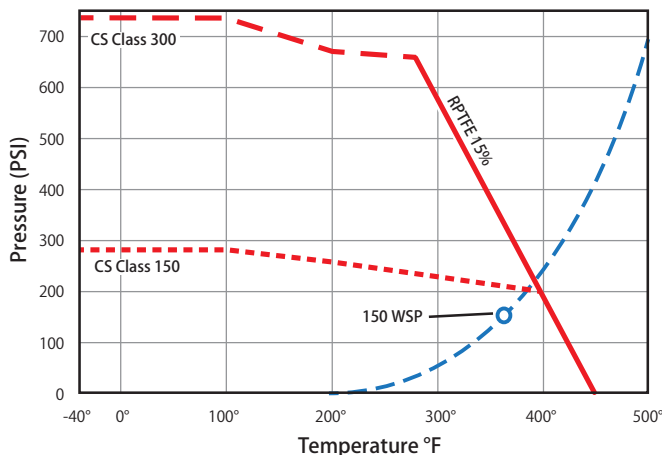
- Wrench operator
- Fire safe stem and body graphite seals
- Air tested seat leakage: 85 PSI
- Hydraulic tested body: 1124 PSI
- Locking device comes standard
- 100% leak tested
- Wetted surfaces contain less than .25% lead content

Approvals

- CSA Certified
 - ASME B16.33 (125 PSIG) (2")
 - ASME B16.38 (125PSIG) (3"-8")
 - CGA 3.16 (125 PSI)
- Conforms to ANSI B16.34
- Flange: ANSI B16.5
- Face to Face: ANSI B16.10
- API 607 Fire Safe
- NACE 01-75 Stainless Steel Approved

Valve Seat Rating

Class 300: 700 WOG, Class 150: 300 WOG - 150 WSP



Material Specifications

No.	Part	Materials
1	Body	WCB Carbon Steel
2	Body Cap	WCB Carbon Steel
3	Ball	CF8 Stainless Steel
4	Seat (2) [†]	RPTFE - 15%
5	Stem	304 Stainless Steel
6	Body Seal [†]	PTFE / Graphite
7	Stem Seal [†]	PTFE
8	Packing Gland (3) [†]	PTFE / Graphite
9	Gland Bushing [†]	PTFE
10	Gland Flange	CF8 Stainless Steel
11	Stop Plate	304 Stainless Steel
12	Handle	Ductile Iron
13	Snap Ring	301 Stainless Steel
14	Body Bolt (4 or 6)	A193-B8 Steel
15	Gland Bolt (2)*	A193-B8 Steel
16	Handle Washer	304 Stainless Steel
17	Handle Bolt	304 Stainless Steel
18	Static Device (2)	304 Stainless Steel
19	Spring (2)*	304 Stainless Steel
20	Body Nut (4 or 6)**	A194-8M Steel
21	Tag	304 Stainless Steel
22	Set Screw	304 Stainless Steel

* Not shown in drawing, ** Component only on +5" valves, [†]Included in repair kit

Dimensions

Part No.	Size	A	B	C	D	E	F	G	H	Bolts	Torque
600-228	2"	1.97	3.62	5.00	6.50	0.06	0.88	0.75	8.50	8	1068
600-230	3"	3.15	5.00	6.62	8.27	0.06	1.17	0.88	11.10	8	1752
600-231	4"	3.94	6.19	7.88	10.00	0.06	1.25	0.88	12.00	8	3216
600-232	6"	5.90	8.51	10.64	12.53	0.06	1.44	0.88	15.88	12	6900
600-233*	8"	7.88	10.64	13.00	15.01	0.06	1.62	1.00	19.75	12	16620

*8" Special Order

LT-JVC 072516

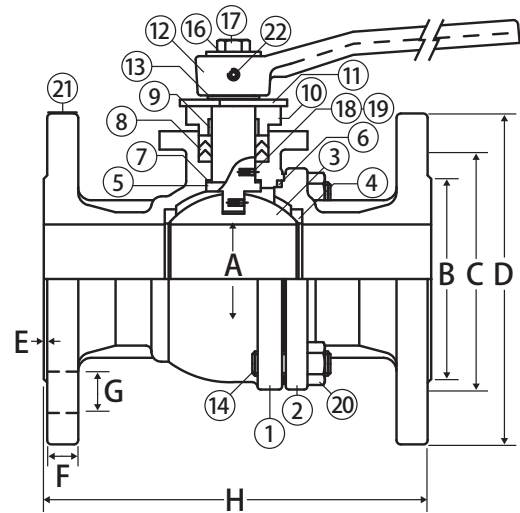
Carbon Steel Ball Valve

**2 Piece • Full Port • Flanged Connections • Class 150 •
Stainless Steel Ball and Stem**



FL-CS-100-150

CRN# 0C15754.524



Features

- Wrench operator
- Fire safe stem and body graphite seals
- Air tested seat leakage: 85 PSI
- Hydraulic tested body: 427 PSI
- Locking device comes standard
- 100% leak tested
- Wetted surfaces contain less than .25% lead content

Approvals

- UL Listed (1/2" - 8")
 - MHKZ - Manual valves
 - YQNZ - Compressed gas shut-off valves
 - YRBX - Flammable liquid shut-off valves
 - YSDT - LP gas shut-off valves
- CSA Certified
 - ASME B16.33 (125 PSIG) (2")
 - ASME B16.38 (125PSIG) (3"-8")
 - CGA 3.16 (125 PSI) (2"-8")
- Conforms to ANSI B16.34
- Flange: ANSI B16.5
- Face to Face: ANSI B16.10
- API 607 Fire Safe
- NACE 01-75 Stainless Steel Approved

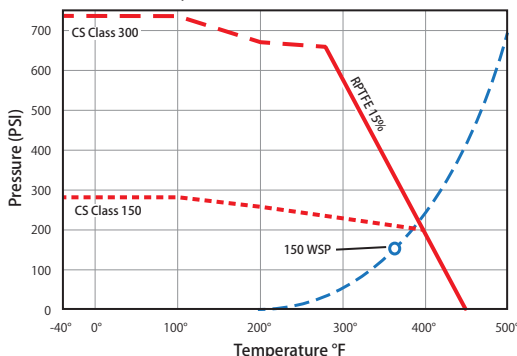
Material Specifications

No.	Part	Materials
1	Body	WCB Carbon Steel
2	Body Cap	WCB Carbon Steel
3	Ball	CF8M Stainless Steel
4	Seat (2) [†]	RPTFE - 15%
5	Stem	304 Stainless Steel
6	Body Seal [†]	PTFE / Graphite
7	Stem Seal [†]	PTFE
8	Packing Gland (3) [†]	PTFE / Graphite
9	Gland Bushing [†]	PTFE
10	Gland Flange	CF8 Stainless Steel
11	Stop Plate	304 Stainless Steel
12	Handle	WCB Carbon Steel
13	Snap Ring	301 Stainless Steel
14	Body Bolt (4 or 6)	A193-B7 Steel
15	Gland Bolt (2)*	304 Stainless Steel
16	Handle Washer	304 Stainless Steel
17	Handle Bolt	304 Stainless Steel
18	Static Device (2)	304 Stainless Steel
19	Spring (2)*	304 Stainless Steel
20	Body Nut (4 or 6)**	A194-2H Steel
21	Tag	304 Stainless Steel
22	Set Screw	304 Stainless Steel

* Not shown in drawing, ** Component only on +5" valves, [†]Included in repair kit

Valve Seat Rating

Class 300: 700 WOG, Class 150: 300 WOG - 150 WSP



Dimensions

Part No.	Size	A	B	C	D	E	F	G	H	Bolts	Torque
600-203	1/2"	0.63	1.38	2.38	3.50	0.06	0.44	0.63	4.25	4	48
600-204	3/4"	0.79	1.69	2.76	3.86	0.06	0.44	0.63	4.61	4	90
600-205	1"	0.98	2.01	3.13	4.25	0.06	0.44	0.63	5.00	4	148
600-207	1-1/2"	1.50	2.87	3.88	5.00	0.06	0.56	0.63	6.50	4	270
600-208	2"	1.97	3.62	4.74	5.98	0.06	0.63	0.75	7.01	4	395
600-209	2-1/2"	2.56	4.13	5.49	7.01	0.06	0.69	0.75	7.48	4	609
600-210	3"	3.15	5.00	6.00	7.48	0.06	0.75	0.75	7.99	4	913
600-211	4"	3.94	6.18	7.50	9.02	0.06	0.94	0.75	9.02	8	1443
600-212	6"	5.98	8.50	9.51	10.98	0.06	1.00	0.87	15.51	8	4870
600-213*	8"	7.99	10.63	11.75	13.50	0.06	1.12	0.87	17.99	8	8522
600-214*	10"	9.84	12.76	14.25	15.98	0.06	1.19	0.98	20.98	12	
600-215*	12"	11.81	12.52	17.01	19.02	0.06	1.25	0.98	24.02	12	

*8-12" Special Order

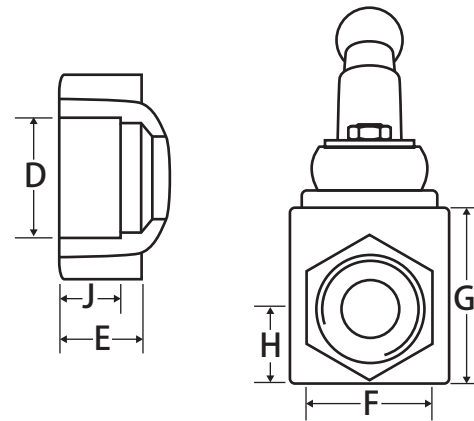
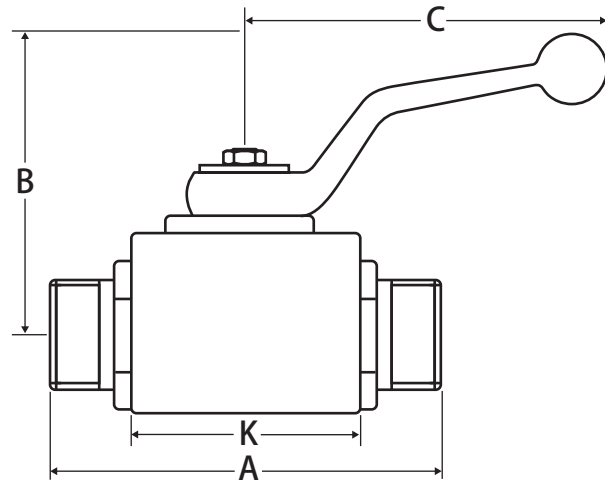
Carbon Steel Ball Valve



3 Piece • Full Port • Threaded Connection • 7500 WOG



T-CS-4000



Features

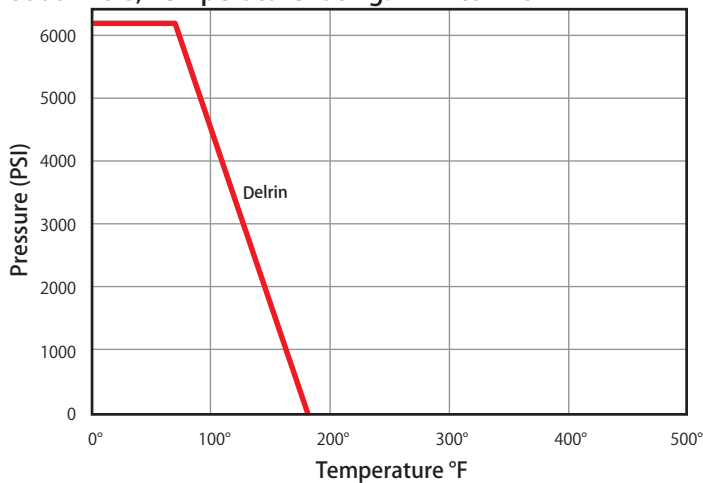
- Body pressure ratings:
 - 7500 PSI for 1/4" to 1/2"
 - 4800 PSI for 3/4" to 2"
- Safety factor: 2 to 1
- Delrin ball seats
- Viton stem seal
- NPT female thread to ANSI B1.20.1
- Lockable handle (1/4" - 1")
- Sizes 1/4" to 1" one block body design
- 1-1/4" to 2" are rounded body design
- 100% leak tested
- Wetted surfaces contain less than .25% lead content

Approvals

- MSS SP-110

Valve Seat Rating

6000 WOG, Temperature rating: 14°F to 176°F



Material Specifications

Part	Materials
Body	Carbon Steel AISI 1213
Ball	Carbon Steel AISI 1213, Hard Chrome Plated
Ball Seat	POM
Stem	Carbon Steel AISI 1213
Stem Seal	FPM
Connector	Carbon Steel AISI 1213
Handle	Zinc Die Casting

Dimensions

Part No.	Size	A	B	C	D	E	F	G	H	J	K
100-941	1/4"	2.72	2.17	2.99	0.79	0.75	0.28	0.98	0.39	0.39	1.42
100-942	3/8"	2.87	2.68	3.94	1.18	0.94	0.31	1.38	0.57	0.41	1.77
100-943	1/2"	3.23	3.62	4.41	1.38	1.18	0.39	1.57	0.67	0.54	2.01
100-944	3/4"	3.66	4.45	7.36	1.77	1.61	0.55	2.17	0.94	0.55	2.36
100-945	1"	4.45	4.65	7.36	2.17	1.97	0.55	2.36	1.02	0.66	2.76
100-946	1-1/4"	4.33	4.11	9.45	2.87	2.36	0.67	3.15	1.44	0.68	2.76
100-947	1-1/2"	4.49	4.51	9.45	3.35	2.76	0.67	3.54	1.67	0.68	2.95
100-948	2"	5.12	5.20	12.6	3.90	3.35	0.67	4.09	1.95	0.70	3.50

LT-JV-C 072516

Carbon Steel Ball Valve

5 Piece • Full Port • Double Union End • Threaded Connection • 3000 WOG • Stainless Steel Ball and Stem



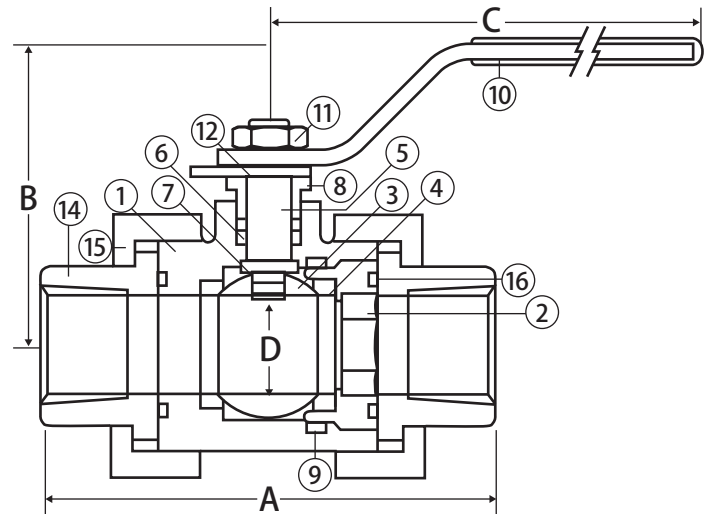
T-CS-2002N-SS-DUE

Features

- Solid ball construction
- 5 piece construction
- Mounting pad
- Reversible handle
- Adjustable stem packing with blow out proof stem
- 29 in-Hg vacuum rating
- 100% leak tested
- Wetted surfaces contain less than .25% lead content
- Repair kits available
- Locking handle available

Approvals

- UL Listed
 - MHKZ - Manual valves
 - YQNZ - Compressed gas shut-off valves
 - YRBX - Flammable liquid shut-off valves
 - YRPV - Gas shut-off valves
 - YSDT - LP gas shut-off valves
 - YQAR - Anhydrous ammonia shut-off valves
- API-598
- ANSI B1.20.1
- ANSI B16.11
- MSS SP-110
- NACE Certified



Material Specifications

No.	Part	Materials
1	Body	WCB Carbon Steel
2	Body Insert	WCB Carbon Steel
3	Ball	CF8M Stainless Steel
4	Seat (2) [†]	Hostaflon® TFM 1600
5	Stem	316 Stainless Steel
6	Packing (2) [†]	RPTFE
7	Stem Seal [†]	Hostaflon® TFM 1600
8	Packing Gland	304 Stainless Steel
9	Body Seal (1) [†]	Hostaflon® TFM 1600
10	Handle	304 Stainless Steel
11	Handle Nut	304 Stainless Steel
12	Stop Plate	304 Stainless Steel
13	Lock Pin*	304 Stainless Steel
14	Tail Piece (2)	WCB Carbon Steel
15	Union Nut (2)	WCB Carbon Steel
16	Union Seal (2) [†]	Hostaflon® TFM 1600

*Not shown in drawing

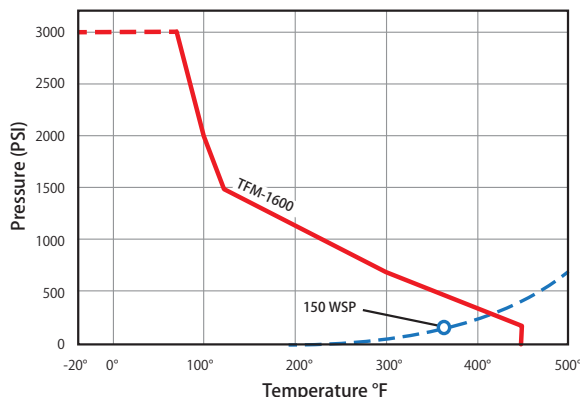
[†]Included in repair kit

Dimensions

Part No.	Size	A	B	C	D	Torque
100-991	1/4"	3.58	2.40	4.17	0.44	35
100-992	3/8"	3.58	2.40	4.17	0.44	35
100-993	1/2"	3.58	2.40	4.17	0.62	65
100-994	3/4"	3.74	2.79	6.97	0.81	100
100-995	1"	4.29	2.96	6.97	1.00	120
100-996	1-1/4"	4.61	3.38	9.84	1.25	210
100-997	1-1/2"	5.24	3.67	9.84	1.50	300
100-998	2"	5.71	4.52	12.24	1.97	400

Valve Seat Rating

3000 WOG - 150 WSP



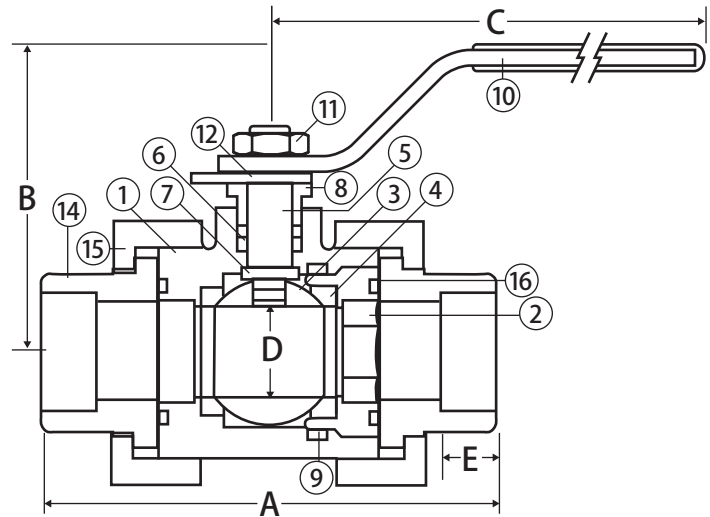
Carbon Steel Ball Valve



**5 Piece • Full Port • Double Union End • Socket Weld •
3000 WOG • Stainless Steel Ball and Stem**



S-CS-2002N-SS-DUE



Features

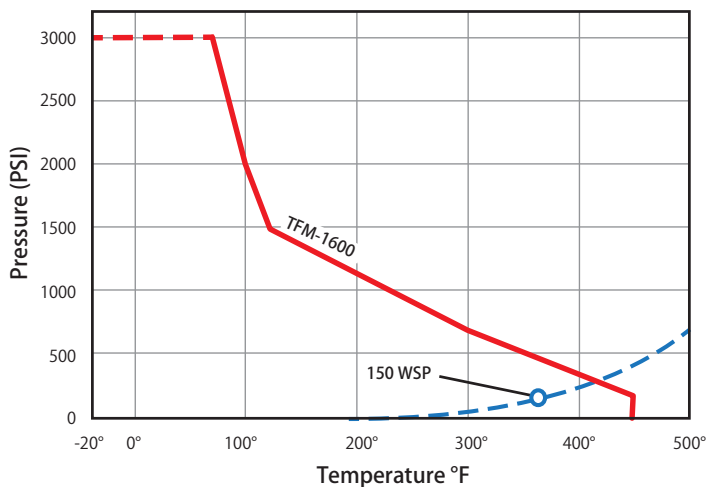
- Solid ball construction
- 5 piece construction
- Mounting pad
- Reversible handle
- Adjustable stem packing with blow out proof stem
- 29 in-Hg vacuum rating
- 100% leak tested
- Wetted surfaces contain less than .25% lead content
- Repair kits available
- Locking handle available

Approvals

- API-598
- MSS SP-110
- NACE Certified
- ANSI B16.11

Valve Seat Rating

3000 WOG - 150 WSP



Material Specifications

No.	Part	Materials
1	Body	WCB Carbon Steel
2	Body Insert	WCB Carbon Steel
3	Ball	CF8M Stainless Steel
4	Seat (2) [†]	Hostaflo [®] TFM 1600
5	Stem	316 Stainless Steel
6	Packing (2) [†]	RPTFE
7	Stem Seal [†]	Hostaflo [®] TFM 1600
8	Packing Gland	304 Stainless Steel
9	Body Seal (1) [†]	Hostaflo [®] TFM 1600
10	Handle	304 Stainless Steel
11	Handle Nut	304 Stainless Steel
12	Stop Plate	304 Stainless Steel
13	Lock Pin*	304 Stainless Steel
14	Tail Piece (2)	WCB Carbon Steel
15	Union Nut (2)	WCB Carbon Steel
16	Union Seal (2) [†]	Hostaflo [®] TFM 1600

*Not shown in drawing

[†]Included in repair kit

Dimensions

Part No.	Size	A	B	C	D	E	Torque
101-991	1/4"	3.58	2.40	4.17	0.44	0.41	35
101-992	3/8"	3.58	2.40	4.17	0.44	0.41	35
101-993	1/2"	3.58	2.40	4.17	0.62	0.44	65
101-994	3/4"	3.74	2.79	6.97	0.81	0.56	100
101-995	1"	4.29	2.96	6.97	1.00	0.72	120
101-996	1-1/4"	4.61	3.38	9.84	1.25	0.72	210
101-997	1-1/2"	5.24	3.67	9.84	1.50	0.72	300
101-998	2"	5.71	4.52	12.24	1.97	0.84	400

LIT-JV-C 072516

Carbon Steel Ball Valve

3 Piece 4 Bolt Enclosed • Standard Port • Threaded Connection • 2000 WOG • Stainless Steel Ball and Stem



T-CS-2001N-SS-4B

Features

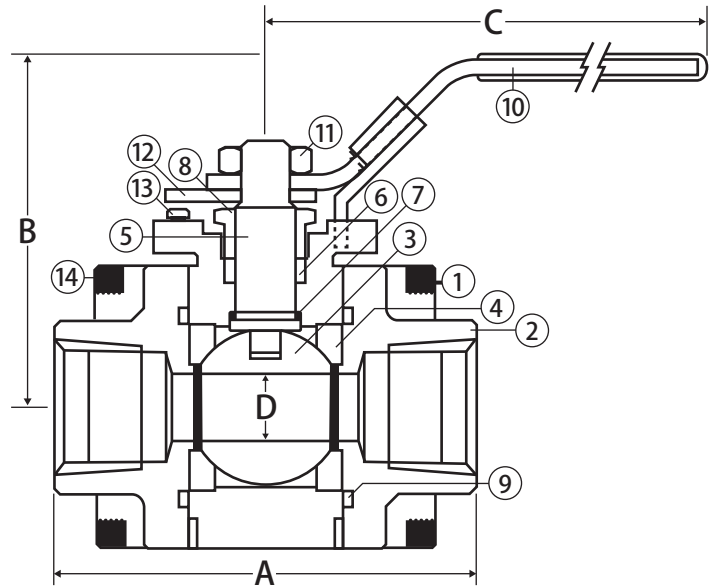
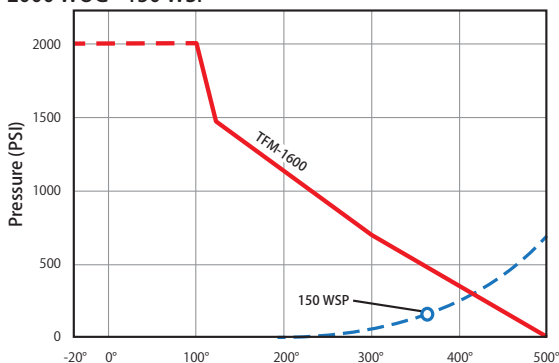
- Latch lock may be locked in open or closed position
- Solid ball construction
- Blow out proof stem
- 29 in-Hg vacuum rating
- Fire safe rated
- 100% leak tested
- Wetted surfaces contain less than .25% lead content
- Repair kits available

Approvals

- UL Listed
 - MHKZ - Manual valves
 - YQNZ - Compressed gas shut-off valves
 - YRBX - Flammable liquid shut-off valves
 - YRPV - Gas shut-off valves
 - YSDT - LP gas shut-off valves
 - YQAR - Anhydrous ammonia shut-off valves
- API 607 (4th edition) - fire safe rated
- Conforms to API 598
- NACE Certified
- MSS SP-110, SP-61, SP-82
- ASME B16.34 (1/2" - 1-1/2")
- ANSI B1.20.1
- ANSI B16.11

Valve Seat Rating

2000 WOG - 150 WSP



Material Specifications

No.	Part	Materials
1	Body	WCB Carbon Steel
2	End Cap (2)	WCB Carbon Steel
3	Ball	CF8M Stainless Steel
4	Seat (2)	Hostaflon® TFM 1600
5	Stem	316 Stainless Steel
6	Packing (2)	RPTFE
7	Stem Seal	Hostaflon® TFM 1600
8	Packing Gland	1045 Carbon Steel
9	Body Seal (2)	Grafoil
10	Handle	A283 Carbon Steel
11	Handle Nut	304 Stainless Steel
12	Stop Plate	304 Stainless Steel
13	Lock Pin	304 Stainless Steel
14	Body Bolt (8)	A193-B7 Steel

Dimensions

Part No.	Size	A	B	C	D	Torque
601-613	1/2"	2.72	2.47	4.15	0.43	85
601-614	3/4"	2.94	2.70	4.15	0.55	150
601-615	1"	3.50	3.19	5.00	0.81	180
601-616	1-1/4"	3.90	3.64	5.98	0.98	210
601-617	1-1/2"	4.42	3.88	7.76	1.25	320
601-618	2"	5.04	4.09	7.76	1.50	440

Carbon Steel Ball Valve



**3 Piece 4 Bolt Enclosed • Standard Port • Socket Weld •
2000 WOG • Stainless Steel Ball and Stem**



S-CS-2001N-SS-4B

Features

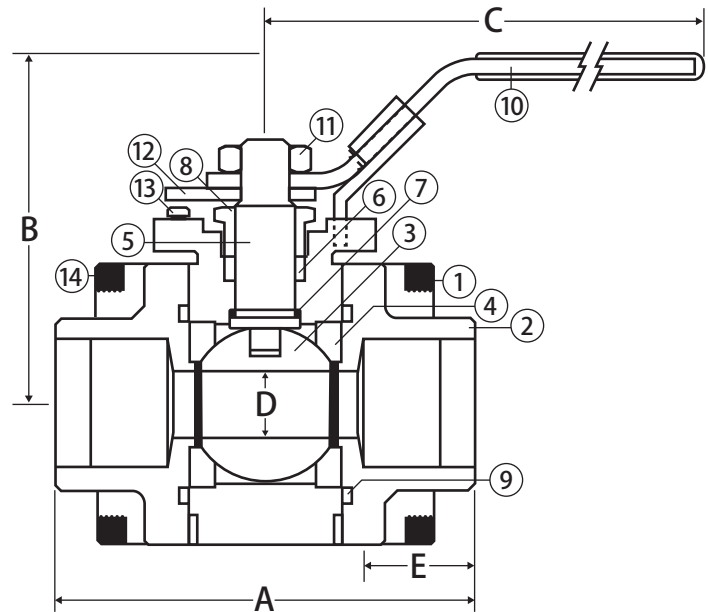
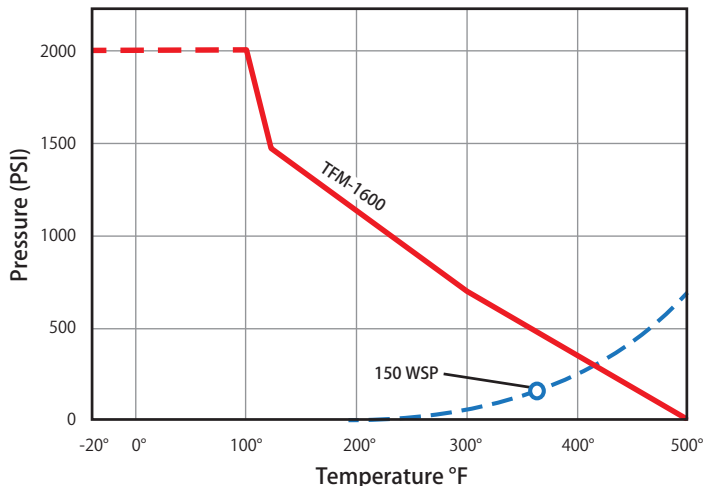
- Latch lock may be locked in open or closed position
- Solid ball construction
- Blow out proof stem
- 29 in-Hg vacuum rating
- Fire safe rated
- 100% leak tested
- Wetted surfaces contain less than .25% lead content
- Repair kits available

Approvals

- API 607 (4th edition) - fire safe rated
- Conforms to API 598
- NACE Certified
- MSS SP-110, SP-61, SP-82
- ASME B16.34 (1/2" - 1-1/2")
- ANSI B16.11

Valve Seat Rating

2000 WOG - 150 WSP



Material Specifications

No.	Part	Materials
1	Body	WCB Carbon Steel
2	End Cap (2)	WCB Carbon Steel
3	Ball	CF8M Stainless Steel
4	Seat (2)	Hostaflon® TFM 1600
5	Stem	316 Stainless Steel
6	Packing (2)	RPTFE
7	Stem Seal	Hostaflon® TFM 1600
8	Packing Gland	1045 Carbon Steel
9	Body Seal (2)	Grafoil
10	Handle	A283 Carbon Steel
11	Handle Nut	304 Stainless Steel
12	Stop Plate	304 Stainless Steel
13	Lock Pin	304 Stainless Steel
14	Body Bolt (8)	A193-B7 Steel

Dimensions

Part No.	Size	A	B	C	D	E	Torque
601-633	1/2"	2.72	2.47	4.15	0.43	0.38	85
601-634	3/4"	2.94	2.70	4.15	0.55	0.50	150
601-635	1"	3.50	3.19	5.00	0.81	0.50	180
601-636	1-1/4"	3.90	3.64	5.98	0.98	0.50	210
601-637	1-1/2"	4.42	3.88	7.76	1.25	0.50	320
601-638	2"	5.04	4.09	7.76	1.50	0.62	440

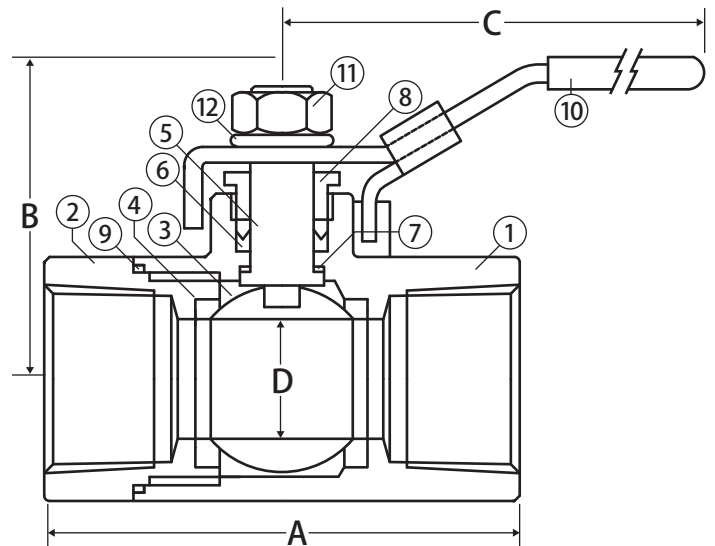
LIT-JV-C 072516

Carbon Steel Ball Valve

**2 Piece • Standard Port • Threaded Connection • 2000 WOG •
Stainless Steel Ball and Stem**



T-CS-2000N-SS



Features

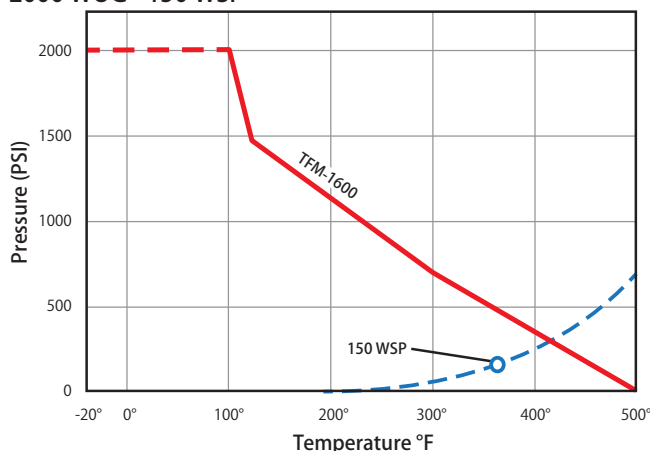
- Solid ball construction
- 29 in-Hg vacuum rating
- Latch lock may be locked in open or closed position
- 100% leak tested
- Wetted surfaces contain less than .25% lead content

Approvals

- UL Listed
 - MHKZ - Manual valves
 - YQNZ - Compressed gas shut-off valves
 - YRBX - Flammable liquid shut-off valves
 - YRPV - Gas shut-off valves
 - YSDT - LP gas shut-off valves
 - YQAR - Anhydrous ammonia shut-off valves
- Conforms to API 598
- ANSI B1.20.1
- NACE Certified
- MSS SP-110

Valve Seat Rating

2000 WOG - 150 WSP



Material Specifications

No.	Part	Materials
1	Body	WCB Carbon Steel
2	End Connection	WCB Carbon Steel
3	Ball	CF8M Stainless Steel
4	Seat (2)	Hostaflon® TFM 1600
5	Stem	316 Stainless Steel
6	Packing (2)	RPTFE
7	Stem Seal	Hostaflon® TFM 1600
8	Packing Gland	12L14 Carbon Steel
9	Body Seal	Hostaflon® TFM 1600
10	Handle	A283 Carbon Steel
11	Handle Nut	A283 Carbon Steel
12	Lock Washer	A283 Carbon Steel

Dimensions

Part No.	Size	A	B	C	D	Torque
100-951	1/4"	2.07	1.76	4.33	0.37	35
100-952	3/8"	2.07	1.76	4.33	0.37	35
100-953	1/2"	2.34	1.92	4.33	0.50	65
100-954	3/4"	2.80	2.40	5.83	0.69	100
100-955	1"	3.23	2.56	5.83	0.87	120
100-956	1-1/4"	3.57	2.74	7.76	1.00	210
100-957	1-1/2"	4.04	2.98	7.76	1.25	300
100-958	2"	4.63	3.17	7.76	1.50	400

Carbon Steel Ball Valve

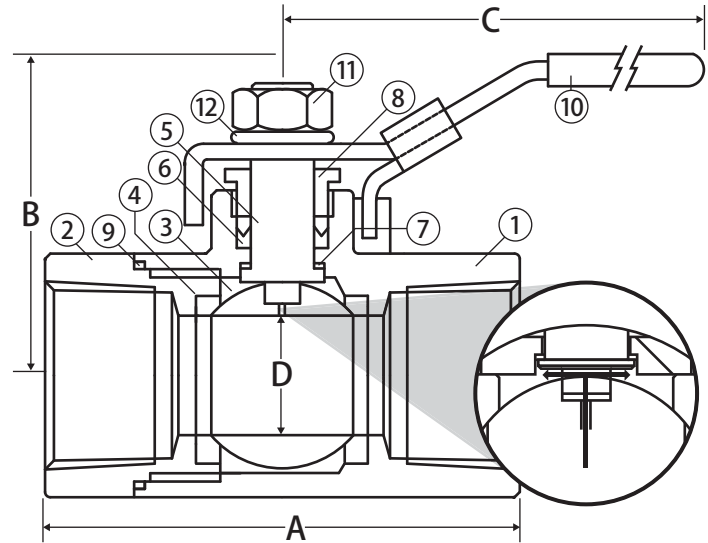


**2 Piece • Standard Port • Threaded Connection • 2000 WOG •
Stainless Steel Ball and Stem • Vented Ball**



CRN# 0C0837.9C

T-CS-2000N-SS-VB



Features

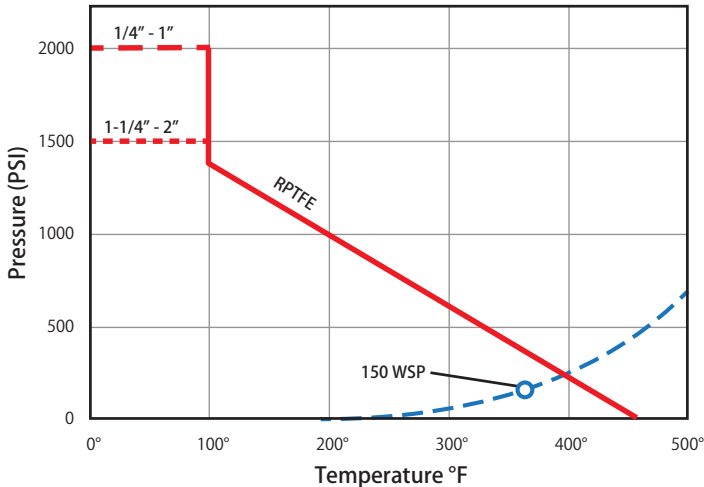
- Solid ball construction
- Latch lock may be locked in open or closed position
- 100% leak tested
- AVS Medium vacuum rating
- Wetted surfaces contain less than .25% lead content

Approvals

- ASME B16.34
- NACE Certified
- MSS SP-110
- ANSI B1.20.1

Valve Seat Rating

1/4" - 1" 2000 WOG, 1-1/4" - 2" 1500 WOG - 150 WSP



Material Specifications

No.	Part	Materials
1	Body	WCB Carbon Steel
2	End Connection	WCB Carbon Steel
3	Ball	CF8M Stainless Steel
4	Seat (2)	RPTFE
5	Stem	316 Stainless Steel
6	Packing (2)	PTFE
7	Stem Seal	PTFE
8	Packing Gland	12L14 Carbon Steel
9	Body Seal	PTFE
10	Handle	A283 Carbon Steel
11	Handle Nut	A283 Carbon Steel
12	Lock Washer	A283 Carbon Steel

Dimensions

Part No.	Size	A	B	C	D
100-951VB	1/4"	2.24	2.06	4.45	0.44
100-952VB	3/8"	2.24	2.06	4.45	0.50
100-953VB	1/2"	2.35	2.06	4.45	0.50
100-954VB	3/4"	3.13	2.35	4.90	0.69
100-955VB	1"	3.35	2.46	4.90	0.88
100-956VB	1-1/4"	4.06	3.36	5.57	1.00
100-957VB	1-1/2"	4.37	3.55	5.57	1.25
100-958VB	2"	5.39	3.73	7.20	1.50

LIT-JV-C 072516

Carbon Steel Ball Valve

3 Piece 4 Bolt • Swing Out Body • Full Port • Threaded Connection • 1000 WOG • Stainless Steel Ball and Stem



T-CS-1000N-SS-4B

Features

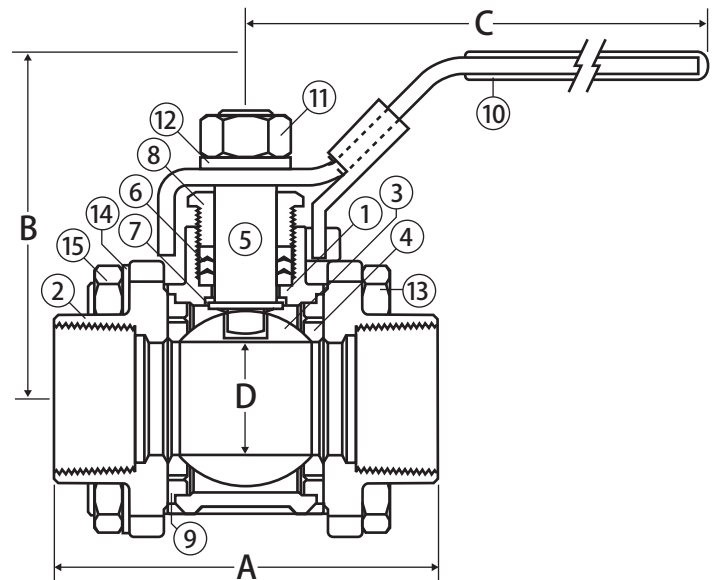
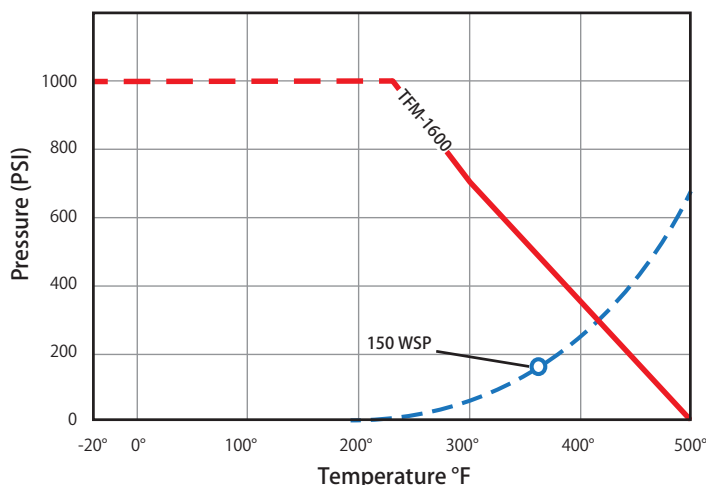
- Latch lock may be locked in open or closed position
- 29 in.-Hg vacuum rating
- 100% leak tested
- Wetted surfaces contain less than .25% lead content
- Repair kits available

Approvals

- UL Listed
 - MHKZ - Manual valves
 - YQNZ - Compressed gas shut-off valves
 - YRBX - Flammable liquid shut-off valves
 - YRPV - Gas shut-off valves
 - YSDT - LP gas shut-off valves
 - YQAR - Anhydrous ammonia shut-off valves
- NACE Certified
- MSS SP-110
- ANSI B1.20.1
- ANSI B16.11
- Conforms to API 598

Valve Seat Rating

1000 WOG - 150 WSP



Material Specifications

No.	Part	Materials
1	Body	WCB Carbon Steel
2	End Cap (2)	WCB Carbon Steel
3	Ball	CF8M Stainless Steel
4	Seat (2)*	Hostaflon® TFM 1600
5	Stem	316 Stainless Steel
6	Packing (2)*	RPTFE
7	Stem Seal*	Hostaflon® TFM 1600
8	Packing Gland	1045 Carbon Steel
9	Body Seal (2)*	Hostaflon® TFM 1600
10	Handle	A283 Carbon Steel
11	Handle Nut	A283 Carbon Steel
12	Lock Washer	A283 Carbon Steel
13	Body Bolt (4)	A283 Carbon Steel
14	Body Lock Washer (4)	A283 Carbon Steel
15	Body Nut (4)	A283 Carbon Steel

*Included in repair kit

Dimensions

Part No.	Size	A	B	C	D	Torque
500-401	1/4"	2.37	2.18	4.30	0.43	60
500-402	3/8"	2.37	2.18	4.30	0.43	60
500-403	1/2"	2.76	2.38	4.30	0.56	80
500-404	3/4"	3.03	2.87	5.81	0.81	150
500-405	1"	3.63	2.95	5.81	1.00	250
500-406	1-1/4"	4.14	3.66	7.44	1.25	320
500-407	1-1/2"	4.73	3.94	7.44	1.50	400
500-408	2"	5.43	4.25	7.81	1.97	480

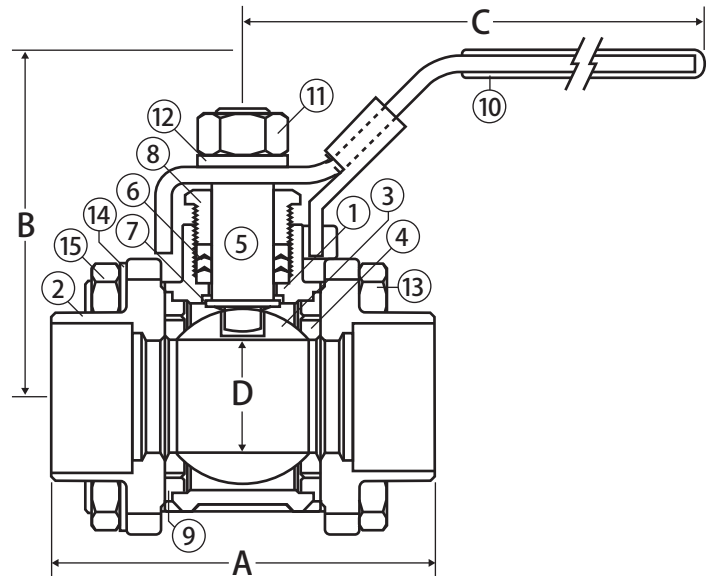
Carbon Steel Ball Valve



**3 Piece 4 Bolt • Swing Out Body • Full Port • Socket Weld •
1000 WOG • Stainless Steel Ball and Stem**



S-CS-1000N-SS-4B



Features

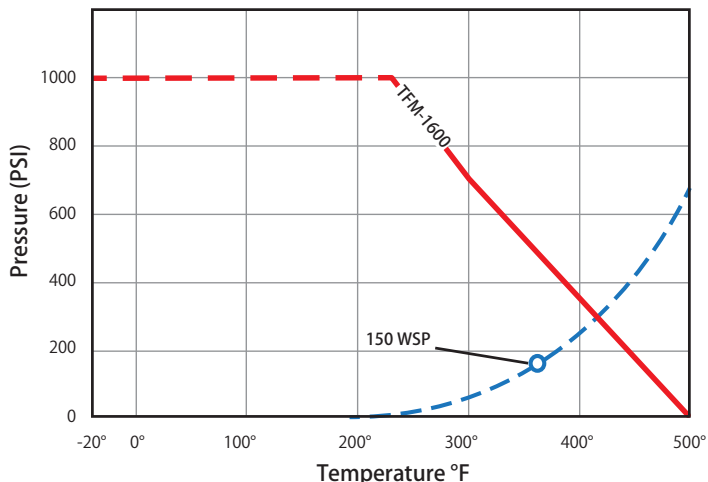
- Latch lock may be locked in open or closed position
- 29 in-Hg vacuum rating
- 100% leak tested
- Wetted surfaces contain less than .25% lead content
- Repair kits available

Approvals

- UL Listed
 - YSDT - LP gas shut-off valves
 - YQAR - Anhydrous ammonia shut-off valves
- NACE Certified
- MSS SP-110
- ANSI B16.11
- Conforms to API 598

Valve Seat Rating

1000 WOG - 150 WSP



Material Specifications

No.	Part	Materials
1	Body	WCB Carbon Steel
2	End Cap (2)	WCB Carbon Steel
3	Ball	CF8M Stainless Steel
4	Seat (2)*	Hostaflo [®] TFM 1600
5	Stem	316 Stainless Steel
6	Packing (2)*	RPTFE
7	Stem Seal*	Hostaflo [®] TFM 1600
8	Packing Gland	1045 Carbon Steel
9	Body Seal (2)*	Hostaflo [®] TFM 1600
10	Handle	A283 Carbon Steel
11	Handle Nut	A283 Carbon Steel
12	Lock Washer	A283 Carbon Steel
13	Body Bolt (4)	A283 Carbon Steel
14	Body Lock Washer (4)	A283 Carbon Steel
15	Body Nut (4)	A283 Carbon Steel

*Included in repair kit

Dimensions

Part No.	Size	A	B	C	D	Torque
500-503	1/2"	2.76	2.38	4.30	0.56	80
500-504	3/4"	3.03	2.87	5.81	0.81	150
500-505	1"	3.63	2.95	5.81	1.00	250
500-506	1-1/4"	4.14	3.66	7.44	1.25	320
500-507	1-1/2"	4.73	3.94	7.44	1.50	400
500-508	2"	5.43	4.25	7.81	1.97	480

LIT-JV-C 072516

Carbon Steel Ball Valve

**2 Piece • Full Port • Threaded Connection • 1000 WOG •
Stainless Steel Ball and Stem**



T-CS-1001N-SS

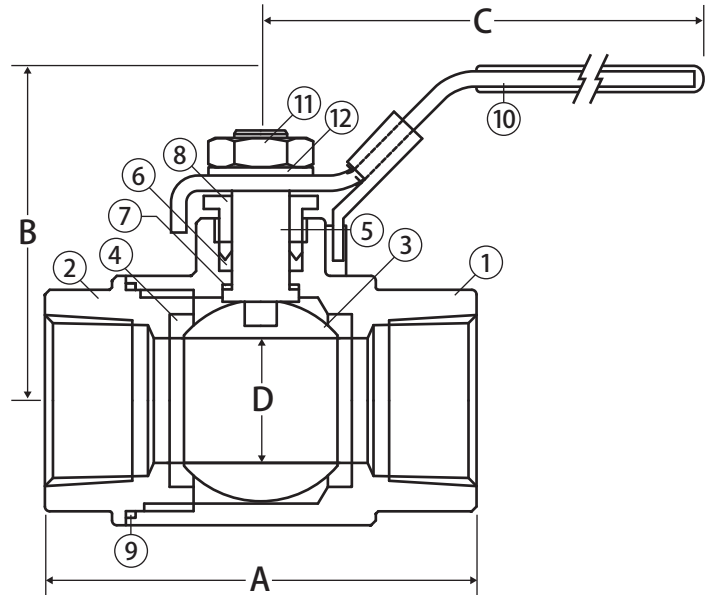
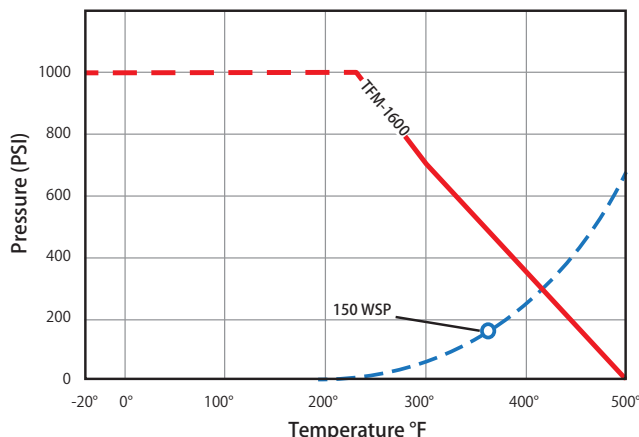
Features

- Solid ball construction
- Latch lock handle may be locked in open or closed position
- 29 in-Hg vacuum rating
- 100% leak tested
- Wetted surfaces contain less than .25% lead content

Approvals

- UL Listed
 - MHKZ - Manual valves
 - YQNZ - Compressed gas shut-off valves
 - YRBX - Flammable liquid shut-off valves
 - YRPV - Gas shut-off valves
 - YSDT - LP gas shut-off valves
 - YQAR - Anhydrous ammonia shut-off valves
- Conforms to API 598
- ANSI B16.34
- MSS SP-110, SP-61, SP-82
- NACE Certified
- ANSI B1.20.1

Valve Seat Rating 1000 WOG - 150 WSP



Material Specifications

No.	Part	Materials
1	End Connection	WCB Carbon Steel
2	Ball	CF8M Stainless Steel
3	Seat (2)	Hostaflo [®] TFM 1600
4	Stem	316 Stainless Steel
5	Packing (2)	RPTFE
6	Stem Seal	Hostaflo [®] TFM 1600
7	Packing Gland	1045 Carbon Steel
8	Body Seal	Hostaflo [®] TFM 1600
9	Handle	A283 Carbon Steel
10	Handle Nut	A283 Carbon Steel
11	Lock Washer	1008 Carbon Steel
12	Handle Nut	304 Stainless Steel

Dimensions

Part No.	Size	A	B	C	D	Torque
100-971	1/4"	2.20	2.20	4.21	0.43	40
100-972	3/8"	2.20	2.20	4.21	0.43	40
100-973	1/2"	2.60	2.30	4.21	0.56	40
100-974	3/4"	2.99	2.79	5.73	0.81	60
100-975	1"	3.54	2.96	5.73	1.00	70
100-976	1-1/4"	3.94	3.56	7.45	1.25	110
100-977	1-1/2"	4.41	3.84	7.45	1.50	170
100-978	2"	5.00	4.24	8.08	1.97	250

Stainless Steel Ball Valve

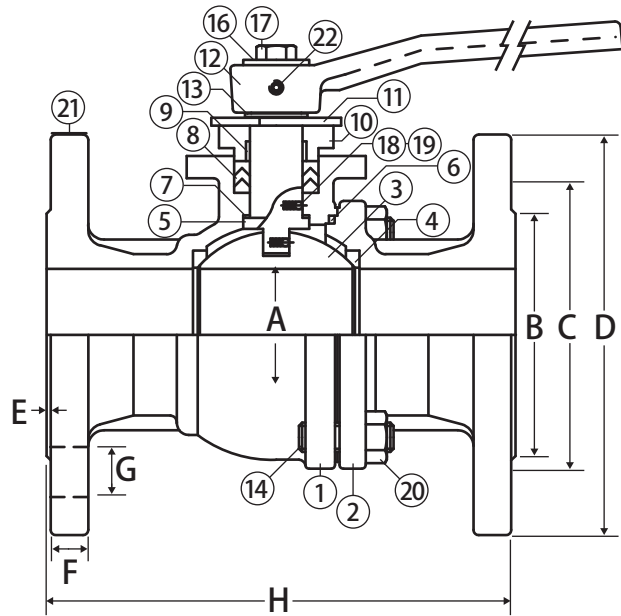


2 Piece • Full Port • Flanged Connection • Class 300



CRN# 0C15754.524

FL-SS-100-300



Features

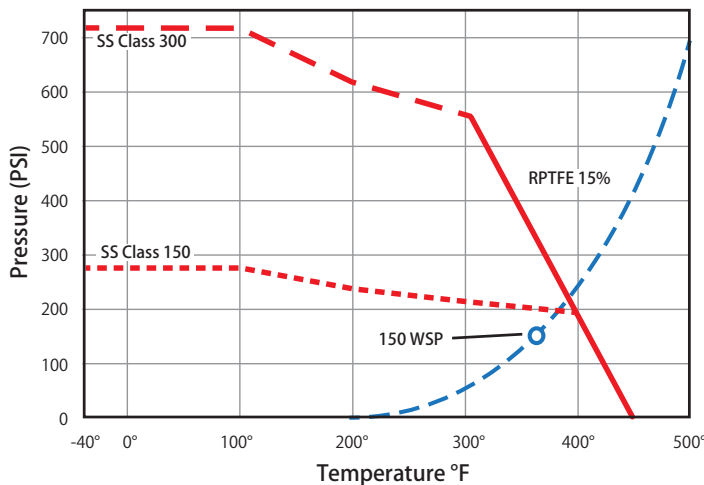
- Wrench operator
- Fire safe stem and body graphite seals
- Air tested seat leakage: 85 PSI
- Hydraulic tested body: 1124 PSI
- Locking device comes standard
- 100% leak tested
- Wetted surfaces contain less than .25% lead content

Approvals

- CSA Certified
 - ASME B16.33 (125 PSIG) (2")
 - ASME B16.38 (125PSIG) (3"-8")
 - CGA 3.16 (125 PSI)
- Conforms to ANSI B16.34
- Flange: ANSI B16.5
- Face to Face: ANSI B16.10
- API 607 Fire Safe
- NACE 01-75 stainless steel approved

Valve Seat Rating

Class 300: 700 WOG, Class 150: 300 WOG - 150 WSP



Material Specifications

No.	Part	Materials
1	Body	CF8M Stainless Steel
2	Body Cap	CF8M Stainless Steel
3	Ball	CF8M Stainless Steel
4	Seat (2) [†]	RPTFE - 15%
5	Stem	316 Stainless Steel
6	Body Seal [†]	PTFE / Graphite
7	Stem Seal [†]	PTFE
8	Packing Gland (3) [†]	PTFE / Graphite
9	Gland Bushing [†]	PTFE
10	Gland Flange	CF8 Stainless Steel
11	Stop Plate	304 Stainless Steel
12	Handle	Ductile Iron
13	Snap Ring	301 Stainless Steel
14	Body Bolt (4 or 6)	A193-B8 Steel
15	Gland Bolt (2)*	A193-B8 Steel
16	Handle Washer	304 Stainless Steel
17	Handle Bolt	304 Stainless Steel
18	Static Device (2)	304 Stainless Steel
19	Spring (2)	304 Stainless Steel
20	Body Nut (4 or 6)**	A194-8M Steel
21	Tag	304 Stainless Steel
22	Set Screw	304 Stainless Steel

* Not shown in drawing, ** Component only on +5" valves, †Included in repair kit

Dimensions

Part No.	Size	A	B	C	D	E	F	G	H	Bolts	Torque
600-128	2"	1.97	3.62	5.00	6.50	0.06	0.88	0.75	8.50	8	1068
600-130	3"	3.15	5.00	6.62	8.27	0.06	1.17	0.88	11.10	8	1752
600-131	4"	3.94	6.19	7.88	10.00	0.06	1.25	0.88	12.00	8	3216
600-132	6"	5.90	8.51	10.64	12.53	0.06	1.44	0.88	15.88	12	6900
600-133*	8"	7.88	10.64	13.00	15.01	0.06	1.62	1.00	19.75	12	16620

*8" Special Order

LIT-JV-C 072516

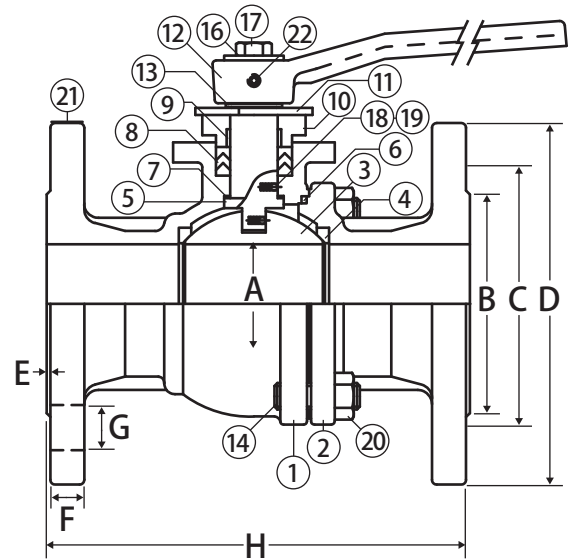
Stainless Steel Ball Valve

2 Piece • Full Port • Flanged Connection • Class 150



FL-SS-100-150

CRN# 0C15754.5



Features

- Wrench operator
- Fire safe stem and body graphite seals
- Air tested seat leakage: 85 PSI
- Hydraulic tested body: 427 PSI
- Locking decide comes standard
- 100% leak tested
- Wetted surfaces contain less than .25% lead content

Approvals

- UL Listed (1/2" - 8")
 - MHKZ - Manual valves
 - YQNZ - Compressed gas shut-off valves
 - YRBX - Flammable liquid shut-off valves
 - YSDT - LP gas shut-off valves
- CSA Certified
 - ASME B16.33 (125 PSIG) (2")
 - ASME B16.38 (125PSIG) (3"-8")
 - CGA 3.16 (125 PSIG) (2"-8")
- Conforms to ANSI B16.34
- Flange: ANSI B16.5
- Face to Face: ANSI B16.10
- API 607 Fire Safe
- NACE 01-75 stainless steel approved

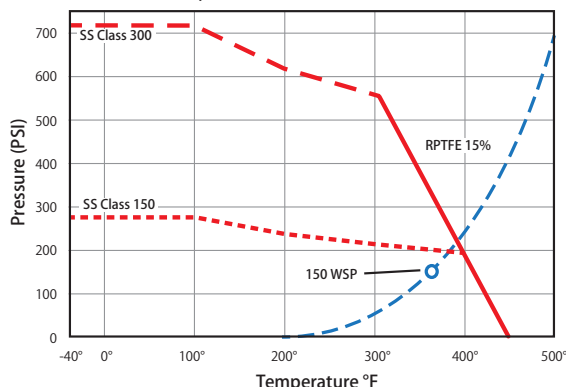
Material Specifications

No.	Part	Materials
1	Body	CF8M Stainless Steel
2	Body Cap	CF8M Stainless Steel
3	Ball	CF8M Stainless Steel
4	Seat (2)	RPTFE - 15%
5	Stem	316 Stainless Steel
6	Body Seal	PTFE / Graphite
7	Stem Seal	PTFE
8	Packing Gland (3)	PTFE / Graphite
9	Gland Bushing	PTFE
10	Gland Flange	CF8 Stainless Steel
11	Stop Plate	304 Stainless Steel
12	Handle	WCB Carbon Steel
13	Snap Ring	301 Stainless Steel
14	Body Bolt (4 or 6)	A193-B8M Steel
15	Gland Bolt (2)*	304 Stainless Steel
16	Handle Washer	304 Stainless Steel
17	Handle Bolt	304 Stainless Steel
18	Static Device (2)	304 Stainless Steel
19	Spring (2)	304 Stainless Steel
20	Body Nut (4 or 6)**	A194-8M Steel
21	Tag	304 Stainless Steel
22	Set Screw	304 Stainless Steel

* Not shown in drawing, ** Component only on +5" valves

Valve Seat Rating

Class 300: 700 WOG, Class 150: 300 WOG - 150 WSP



Dimensions

Part No.	Size	A	B	C	D	E	F	G	H	Bolts	Torque
600-103	1/2"	0.63	1.38	2.38	3.50	0.06	0.44	0.63	4.25	4	48
600-104	3/4"	0.79	1.69	2.76	3.86	0.06	0.44	0.63	4.61	4	90
600-105	1"	0.98	2.01	3.13	4.25	0.06	0.44	0.63	5.00	4	148
600-107	1-1/2"	1.50	2.87	3.88	5.00	0.06	0.56	0.63	6.50	4	270
600-108	2"	1.97	3.62	4.74	5.98	0.06	0.63	0.75	7.01	4	395
600-109	2-1/2"	2.56	4.13	5.49	7.01	0.06	0.69	0.75	7.48	4	609
600-110	3"	3.15	5.00	6.00	7.48	0.06	0.75	0.75	7.99	4	913
600-111	4"	3.94	6.18	7.50	9.02	0.06	0.94	0.75	9.02	8	1443
600-112	6"	5.98	8.50	9.51	10.98	0.06	1.00	0.87	15.51	8	4870
600-113*	8"	7.99	10.63	11.75	13.50	0.06	1.12	0.87	17.99	8	8522
600-114*	10"	9.84	12.76	14.25	15.98	0.06	1.19	0.98	20.98	12	
600-115*	12"	11.81	12.52	17.01	19.02	0.06	1.25	0.98	24.02	12	

*8-12" Special Order

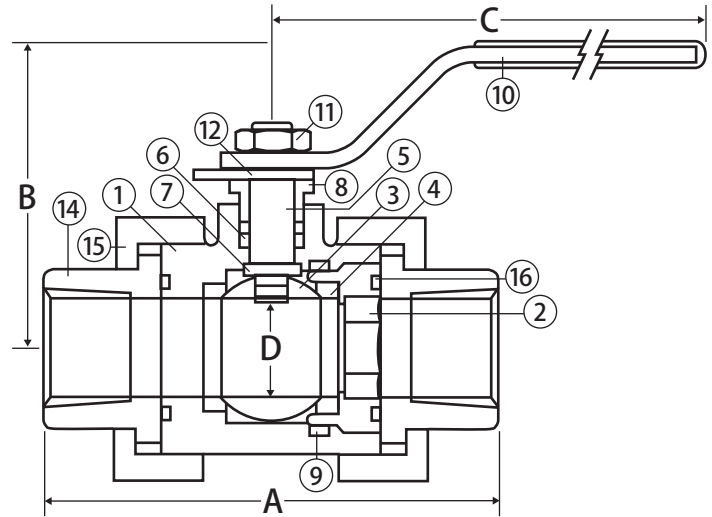
Stainless Steel Ball Valve



5 Piece • Full Port • Double Union End • Threaded Connection • 3000 WOG



T-SS-2002N-DUE



Features

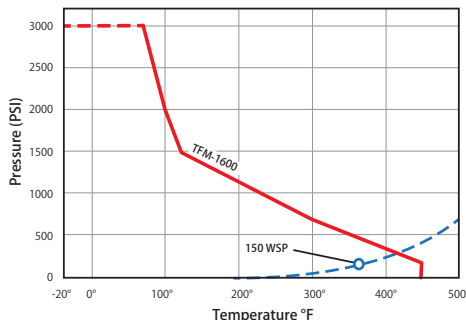
- Solid ball construction
- 5 piece construction
- Mounting pad
- Reversible handle
- Adjustable stem packing with blow out proof stem
- 29 in-Hg vacuum rating
- 100% leak tested
- Wetted surfaces contain less than .25% lead content
- Locking handle available
- Repair kits available

Approvals

- UL Listed
 - MHKZ - Manual valves
 - YQNZ - Compressed gas shut-off valves
 - YRBX - Flammable liquid shut-off valves
 - YRPV - Gas shut-off valves
 - YSDT - LP gas shut-off valves
 - YQAR - Anhydrous ammonia shut-off valves
- API-598
- ANSI B1.20.1
- ANSI B16.11
- MSS SP-110
- NACE Certified

Valve Seat Rating

3000 WOG - 150 WSP



Material Specifications

No.	Part	Materials
1	Body	CF8M Stainless Steel
2	Body Insert	CF8M Stainless Steel
3	Ball	CF8M Stainless Steel
4	Seat (2) [†]	Hostaflo [®] TFM 1600
5	Stem	316 Stainless Steel
6	Packing (2) [†]	RPTFE
7	Stem Seal [†]	Hostaflo [®] TFM 1600
8	Packing Gland	304 Stainless Steel
9	Body Seal (1) [†]	Hostaflo [®] TFM 1600
10	Handle	304 Stainless Steel
11	Handle Nut	304 Stainless Steel
12	Stop Plate	304 Stainless Steel
13	Lock Pin*	304 Stainless Steel
14	Tail Piece (2)	CF8M Stainless Steel
15	Union Nut (2)	CF8M Stainless Steel
16	Union Seal (2) [†]	Hostaflo [®] TFM 1600

* Not shown in drawing

[†]Included in repair kit

Dimensions

Part No.	Size	A	B	C	D	Torque
100-981	1/4"	3.58	2.40	4.17	0.44	35
100-982	3/8"	3.58	2.40	4.17	0.44	35
100-983	1/2"	3.58	2.40	4.17	0.62	65
100-984	3/4"	3.74	2.79	6.97	0.81	100
100-985	1"	4.29	2.96	6.97	1.00	120
100-986	1-1/4"	4.61	3.38	9.84	1.25	210
100-987	1-1/2"	5.24	3.67	9.84	1.50	300
100-988	2"	5.71	4.52	12.24	1.97	400

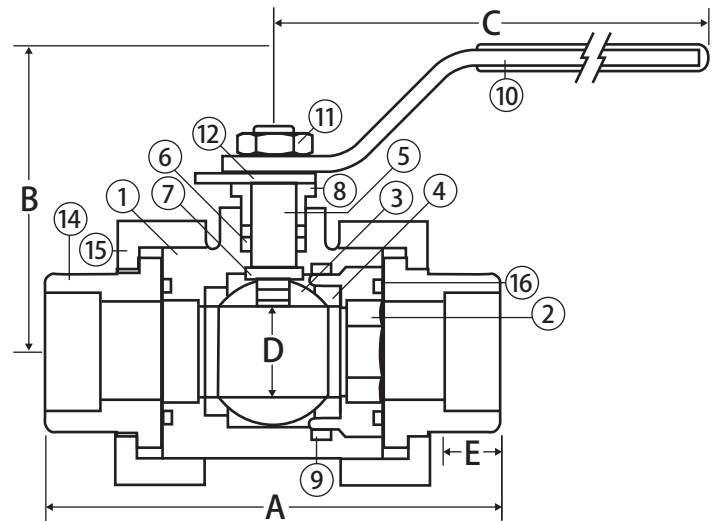
LT-JV-C 072516

Stainless Steel Ball Valve

5 Piece • Full Port • Double Union End • Socket Weld •
3000 WOG



S-SS-2002N-DUE



Features

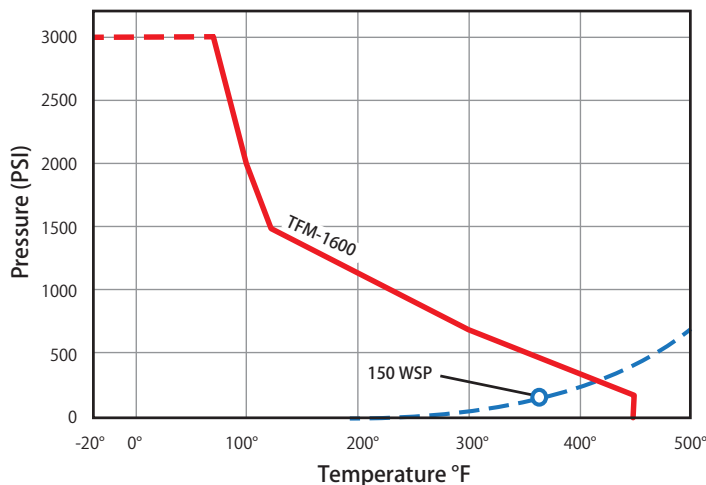
- Solid ball construction
- 5 piece construction
- Mounting pad
- Reversible handle
- Adjustable stem packing with blow out proof stem
- 29 in-Hg vacuum rating
- 100% leak tested
- Wetted surfaces contain less than .25% lead content
- Repair kits available
- Locking handle available

Approvals

- API-598
- ANSI B16.11
- MSS SP-110
- NACE Certified

Valve Seat Rating

3000 WOG - 150 WSP



Material Specifications

No.	Part	Materials
1	Body	CF8M Stainless Steel
2	Body Insert	CF8M Stainless Steel
3	Ball	CF8M Stainless Steel
4	Seat (2) [†]	Hostaflon® TFM 1600
5	Stem	316 Stainless Steel
6	Packing (2) [†]	RPTFE
7	Stem Seal [†]	Hostaflon® TFM 1600
8	Packing Gland	304 Stainless Steel
9	Body Seal (1) [†]	Hostaflon® TFM 1600
10	Handle	304 Stainless Steel
11	Handle Nut	304 Stainless Steel
12	Stop Plate	304 Stainless Steel
13	Lock Pin*	304 Stainless Steel
14	Tail Piece (2)	CF8M Stainless Steel
15	Union Nut (2)	CF8M Stainless Steel
16	Union Seal (2) [†]	Hostaflon® TFM 1600

* Not shown in drawing
[†]Included in repair kit

Dimensions

Part No.	Size	A	B	C	D	E	Torque
101-981	1/4"	3.58	2.40	4.17	0.44	0.41	35
101-982	3/8"	3.58	2.40	4.17	0.44	0.41	35
101-983	1/2"	3.58	2.40	4.17	0.62	0.44	65
101-984	3/4"	3.74	2.79	6.97	0.81	0.56	100
101-985	1"	4.29	2.96	6.97	1.00	0.72	120
101-986	1-1/4"	4.61	3.38	9.84	1.25	0.72	210
101-987	1-1/2"	5.24	3.67	9.84	1.50	0.72	300
101-988	2"	5.71	4.52	12.24	1.97	0.84	400

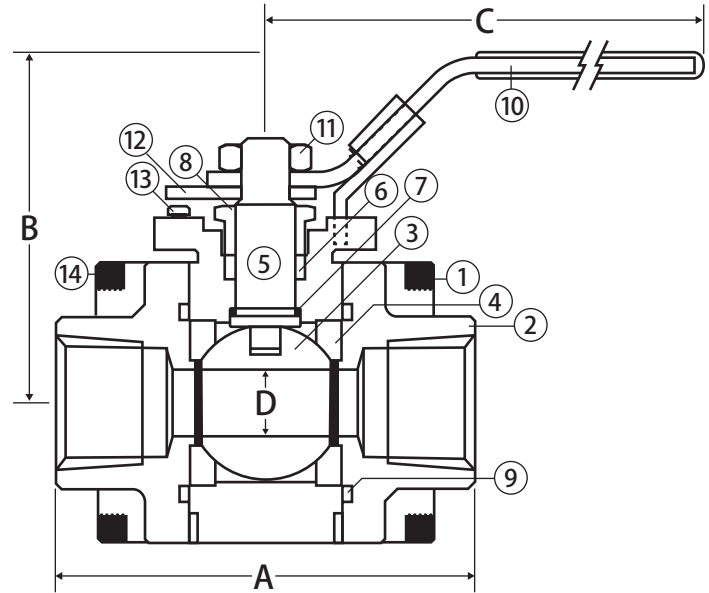
Stainless Steel Ball Valve



3 Piece 4 Bolt Enclosed • Standard Port • Threaded Connection • 2000 WOG



T-SS-2001N-4B



Features

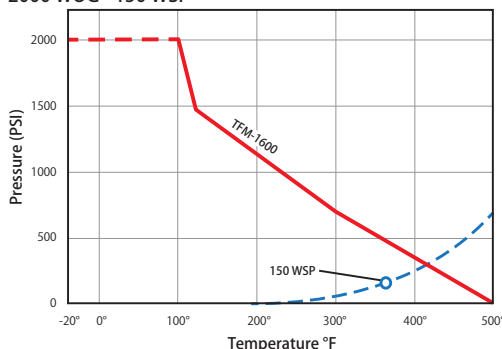
- Latch lock handle may be locked in open or closed position
- Solid ball construction
- Blow out proof stem
- 29 in-Hg vacuum rating
- Fire safe rated
- 100% leak tested
- Wetted surfaces contain less than .25% lead content
- Repair kits available

Approvals

- UL Listed
 - MHKZ - Manual valves
 - YQNZ - Compressed gas shut-off valves
 - YRBX - Flammable liquid shut-off valves
 - YRPV - Gas shut-off valves
 - YSDT - LP gas shut-off valves
 - YQAR - Anhydrous ammonia shut-off valves
- API 607 (4th edition) - Fire Safe Rated
- Conforms to API 598
- MSS SP-110, SP-61, SP-81
- NACE Certified
- ASME B16.34 (1/2" - 1-1/2")
- ANSI B1.20.1
- ANSI B16.11

Valve Seat Rating

2000 WOG - 150 WSP



Material Specifications

No.	Part	Materials
1	Body	CF8M Stainless Steel
2	End Cap (2)	CF8M Stainless Steel
3	Ball	CF8M Stainless Steel
4	Seat (2)	Hostaflon® TFM 1600
5	Stem	316 Stainless Steel
6	Packing (2)	RPTFE
7	Stem Seal	Hostaflon® TFM 1600
8	Packing Gland	304 Stainless Steel
9	Body Seal (2)	Grafoil
10	Handle	304 Stainless Steel
11	Handle Nut	304 Stainless Steel
12	Stop Plate	304 Stainless Steel
13	Lock Pin	304 Stainless Steel
14	Body Bolt (8)	A193-B8 Stainless Steel

Dimensions

Part No.	Size	A	B	C	D	Torque
601-603	1/2"	2.72	2.47	4.15	0.43	85
601-604	3/4"	2.94	2.70	4.15	0.55	150
601-605	1"	3.50	3.19	5.00	0.81	180
601-606	1-1/4"	3.90	3.64	5.98	0.98	210
601-607	1-1/2"	4.42	3.88	7.76	1.25	320
601-608	2"	5.04	4.09	7.76	1.50	440

LIT-JV-C 072516

Stainless Steel Ball Valve

**3 Piece 4 Bolt Enclosed • Standard Port • Socket Weld •
2000 WOG**



S-SS-2001N-4B

Features

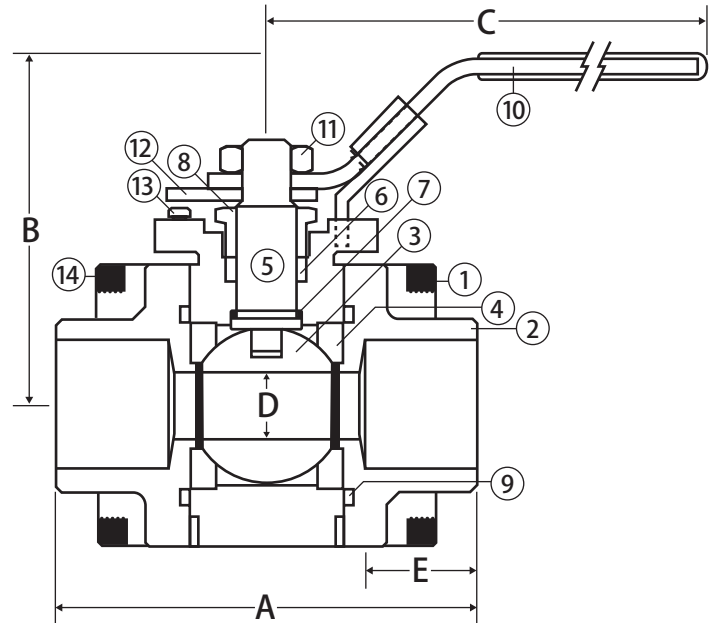
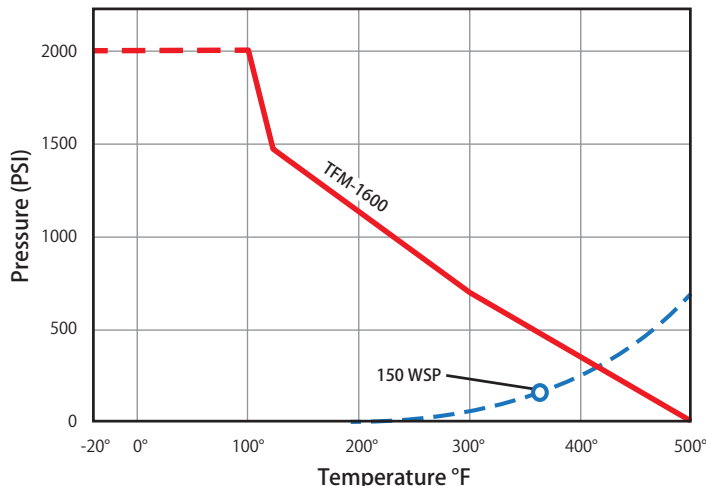
- Latch lock handle may be locked in open or closed position
- Solid ball construction
- Blow out proof stem
- 29 in-Hg vacuum rating
- Fire safe rated
- 100% leak tested
- Wetted surfaces contain less than .25% lead content
- Repair kits available

Approvals

- API 607 (4th edition) - Fire Safe Rated
- Conforms to API 598
- MSS SP-110, SP-61, SP-82
- NACE Certified
- ASME B16.34 (1/2" - 1-1/2")
- ANSI B16.11

Valve Seat Rating

2000 WOG - 150 WSP



Material Specifications

No.	Part	Materials
1	Body	CF8M Stainless Steel
2	End Cap (2)	CF8M Stainless Steel
3	Ball	CF8M Stainless Steel
4	Seat (2)	Hostaflo [®] TFM 1600
5	Stem	316 Stainless Steel
6	Packing (2)	RPTFE
7	Stem Seal	Hostaflo [®] TFM 1600
8	Packing Gland	304 Stainless Steel
9	Body Seal (2)	Grafoil
10	Handle	304 Stainless Steel
11	Handle Nut	304 Stainless Steel
12	Stop Plate	304 Stainless Steel
13	Lock Pin	304 Stainless Steel
14	Body Bolt (8)	A193-B8 Stainless Steel

Dimensions

Part No.	Size	A	B	C	D	E	Torque
601-623	1/2"	2.72	2.47	4.15	0.43	0.38	85
601-624	3/4"	2.94	2.70	4.15	0.55	0.50	150
601-625	1"	3.50	3.19	5.00	0.81	0.50	180
601-626	1-1/4"	3.90	3.64	5.98	0.98	0.50	210
601-627	1-1/2"	4.42	3.88	7.76	1.25	0.50	320
601-628	2"	5.04	4.09	7.76	1.50	0.62	440

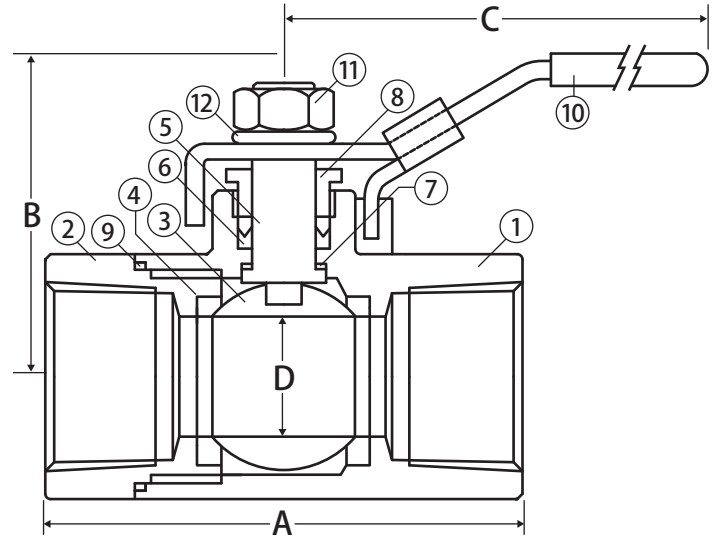
Stainless Steel Ball Valve



2 Piece • Standard Port • Threaded Connection • 2000 WOG



T-SS-2000N



Features

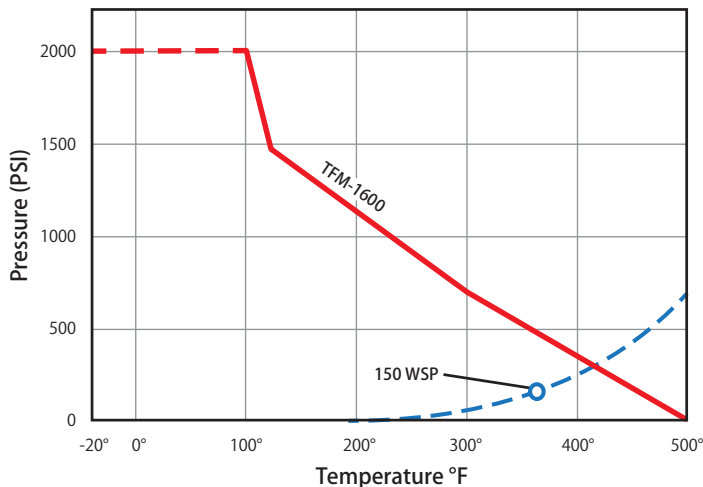
- Solid ball construction
- 29 in.-Hg vacuum rating
- Latch lock may be locked in open or closed position
- 100% leak tested
- Wetted surfaces contain less than .25% lead content

Approvals

- UL Listed
 - MHKZ - Manual valves
 - YQNZ - Compressed gas shut-off valves
 - YRBX - Flammable liquid shut-off valves
 - YRPV - Gas shut-off valves
 - YSDT - LP gas shut-off valves
 - YQAR - Anhydrous ammonia shut-off valves
- Conforms to API 598
- ANSI B1.20.1
- MSS SP-110
- NACE Certified

Valve Seat Rating

2000 WOG - 150 WSP



Material Specifications

No.	Part	Materials
1	Body	CF8M Stainless Steel
2	End Connection	CF8M Stainless Steel
3	Ball	CF8M Stainless Steel
4	Seat (2)	Hostaflo [®] TFM 1600
5	Stem	316 Stainless Steel
6	Packing (2)	RPTFE
7	Stem Seal	Hostaflo [®] TFM 1600
8	Packing Gland	316 Stainless Steel
9	Body Seal	Hostaflo [®] TFM 1600
10	Handle	304 Stainless Steel
11	Handle Nut	304 Stainless Steel
12	Lock Washer	304 Stainless Steel

Dimensions

Part No.	Size	A	B	C	D	Torque
100-931	1/4"	2.07	1.76	4.33	0.37	35
100-932	3/8"	2.07	1.76	4.33	0.37	35
100-933	1/2"	2.34	1.92	4.33	0.50	65
100-934	3/4"	2.80	2.40	5.83	0.69	100
100-935	1"	3.23	2.56	5.83	0.87	120
100-936	1-1/4"	3.57	2.74	7.76	1.00	210
100-937	1-1/2"	4.04	2.98	7.76	1.25	300
100-938	2"	4.63	3.17	7.76	1.50	400

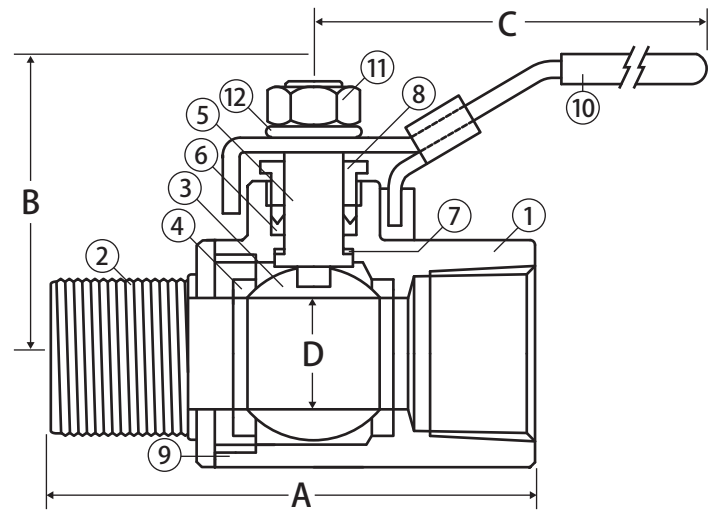
LIT-JV-C 072516

Stainless Steel Ball Valve

2 Piece • Standard Port • Male x Female Connection • 2000 WOG



T-SS-2000N-MF



Features

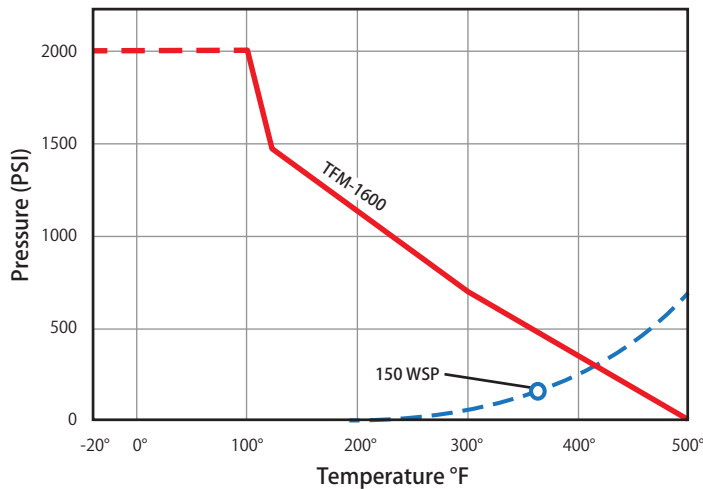
- Solid ball construction
- 29 in-Hg vacuum rating
- Latch lock may be locked in open or closed position
- 100% leak tested
- Wetted surfaces contain less than .25% lead content

Approvals

- Conforms to API 598
- ANSI B1.20.1
- MSS SP-110
- NACE Certified

Valve Seat Rating

2000 WOG - 150 WSP



Material Specifications

No.	Part	Materials
1	Body	CF8M Stainless Steel
2	End Connection	CF8M Stainless Steel
3	Ball	CF8M Stainless Steel
4	Seat (2)	Hostaflo [®] TFM 1600
5	Stem	316 Stainless Steel
6	Packing (2)	RPTFE
7	Stem Seal	Hostaflo [®] TFM 1600
8	Packing Gland	316 Stainless Steel
9	Body Seal	Hostaflo [®] TFM 1600
10	Handle	304 Stainless Steel
11	Handle Nut	304 Stainless Steel
12	Lock Washer	304 Stainless Steel

Dimensions

Part No.	Size	A	B	C	D	Torque
101-931	1/4"	2.44	1.75	4.06	0.38	35
101-932	3/8"	2.44	1.75	4.06	0.38	35
101-933	1/2"	2.89	1.94	4.06	0.49	65
101-934	3/4"	3.26	2.21	4.06	0.59	100
101-935	1"	3.62	2.49	4.29	0.79	120

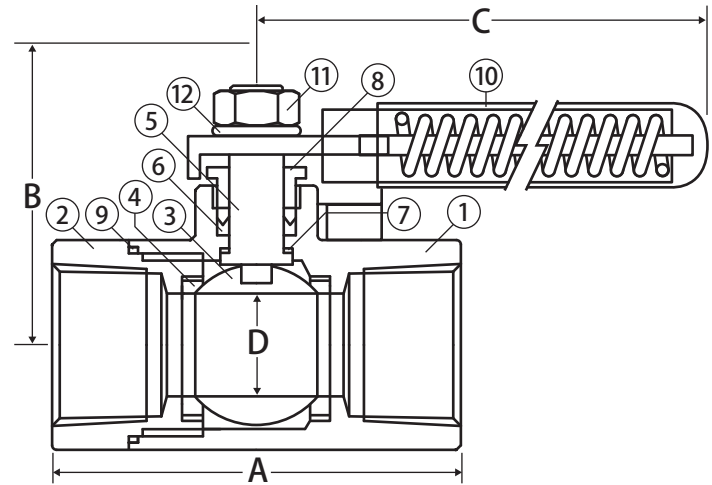
Stainless Steel Ball Valve



2 Piece • Standard Port • Threaded Connection • 2000 WOG • with Spring Return Handle



T-SS-2000N-DH



Features

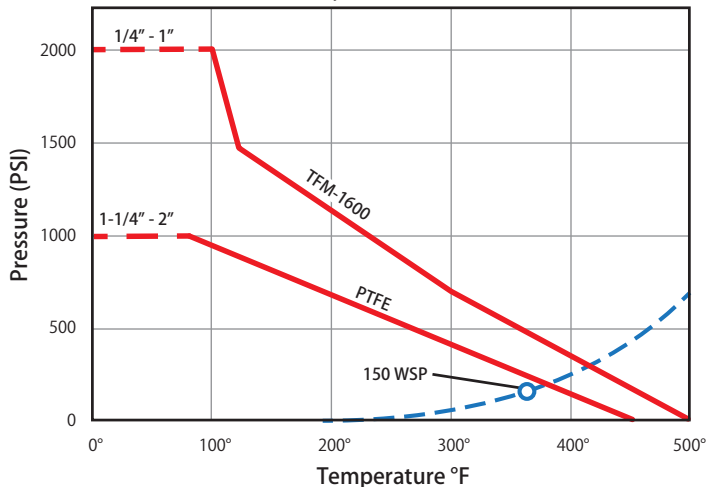
- 1-1/4" - 2" 3 piece, 4 bolt pattern
- Fail safe position
- Solid ball construction
- 29 in-Hg vacuum rating
- 100% leak tested
- Wetted surfaces contain less than .25% lead content

Approvals

- UL Listed (1/4" - 1")
 - MHKZ - Manual valves
 - YQNZ - Compressed gas shut-off valves
 - YRBX - Flammable liquid shut-off valves
 - YRPV - Gas shut-off valves
 - YSDT - LP gas shut-off valves
 - YQAR - Anhydrous ammonia shut-off valves
- MSS SP-110
- ANSI B1.20.1

Valve Seat Rating

1/4 - 1" 2000 WOG - 150 WSP, 1-1/4" - 2" 1000 WOG - 150 WSP



Material Specifications

No.	Part	Materials
1	Body	CF8M Stainless Steel
2	End Connection	CF8M Stainless Steel
3	Ball	CF8M Stainless Steel
4	Seat (2)	Hostaflo [®] TFM 1600
5	Stem	316 Stainless Steel
6	Packing (2)	RPTFE
7	Stem Seal	Hostaflo [®] TFM 1600
8	Packing Gland	316 Stainless Steel
9	Body Seal	Hostaflo [®] TFM 1600
10	Handle - Dead Man	304 / 301 Stainless Steel
11	Handle Nut	304 Stainless Steel
12	Lock Washer	304 Stainless Steel

Note: For 1-1/4" - 2" material specifications see A1000

Dimensions

Part No.	Size	A	B	C	D
100-931DH	1/4"	2.07	1.76	7.09	0.37
100-932DH	3/8"	2.07	1.76	7.09	0.37
100-933DH	1/2"	2.34	1.92	7.09	0.50
100-934DH	3/4"	2.80	2.40	7.28	0.69
100-935DH	1"	3.23	2.56	7.28	0.87
100-936DH*	1-1/4"	4.33	2.71	8.66	1.38
100-937DH*	1-1/2"	4.75	3.22	11.02	1.63
100-938DH*	2"	5.52	3.55	11.02	1.97

*1-1/4" - 2" 3 piece, 4 bolt pattern

LIT-JV-C 072516

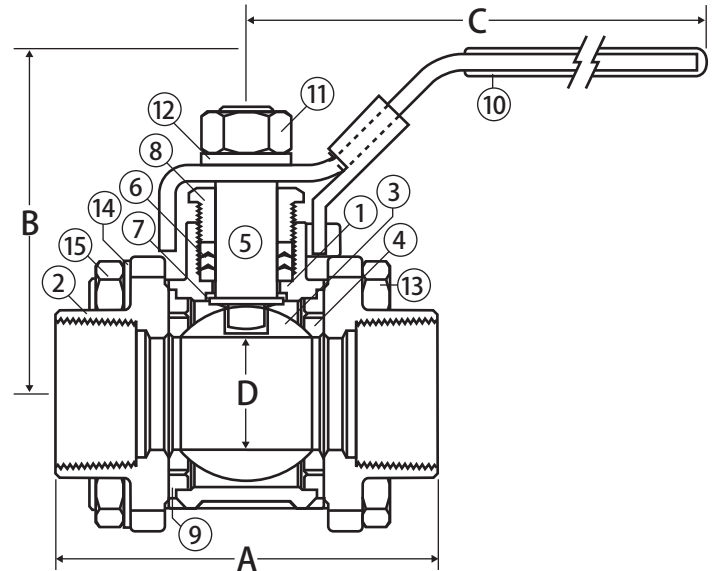
Stainless Steel Ball Valve

3 Piece 4 Bolt • Swing Out Body • Full Port • Threaded Connection • 1000 WOG



CRN# OC15459.5

T-SS-1000N-4B



Features

- Latch lock may be locked in open or closed positions
- 29 in-Hg vacuum rating
- 100% leak tested
- Wetted surfaces contain less than .25% lead content
- Repair kits available

Approvals

- UL Listed (1/4" - 2")
 - MHKZ - Manual valves
 - YQNZ - Compressed gas shut-off valves
 - YRBX - Flammable liquid shut-off valves
 - YRPV - Gas shut-off valves
 - YSDT - LP gas shut-off valves (1/4" - 3")
 - YQAR - Anhydrous ammonia shut-off valves (1/4" - 3")
- MSS SP-110
- NACE Certified
- ANSI B1.20.1
- ANSI B16.11
- Conforms to API 598

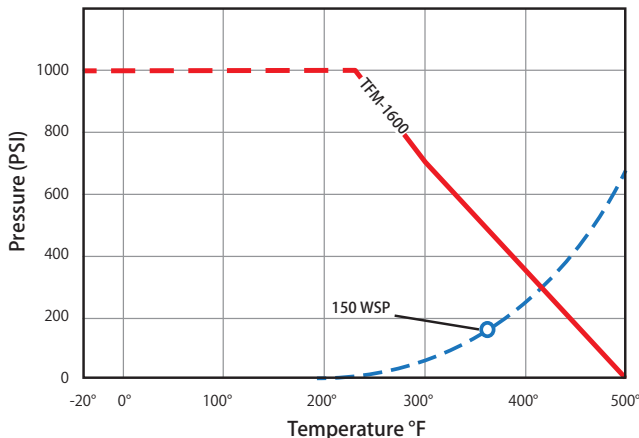
Material Specifications

No.	Part	Materials
1	Body	CF8M Stainless Steel
2	End Cap (2)	CF8M Stainless Steel
3	Ball	CF8M Stainless Steel
4	Seat (2)*	Hostaflo [®] TFM 1600
5	Stem	316 Stainless Steel
6	Packing (2)*	RPTFE
7	Stem Seal*	Hostaflo [®] TFM 1600
8	Packing Gland	316 Stainless Steel
9	Body Seal (2)*	Hostaflo [®] TFM 1600
10	Handle	304 Stainless Steel
11	Handle Nut	304 Stainless Steel
12	Lock Washer	304 Stainless Steel
13	Body Bolt (4)	304 Stainless Steel
14	Body Lock Washer (4)	304 Stainless Steel
15	Body Nut (4)	304 Stainless Steel

*Included in repair kit

Valve Seat Rating

1000 WOG - 150 WSP



Dimensions

Part No.	Size	A	B	C	D	Torque
500-301	1/4"	2.37	2.18	4.30	0.37	60
500-302	3/8"	2.37	2.18	4.30	0.37	60
500-303	1/2"	2.76	2.38	4.30	0.56	80
500-304	3/4"	3.03	2.87	5.81	0.81	150
500-305	1"	3.63	2.95	5.81	1.00	250
500-306	1-1/4"	4.14	3.66	7.44	1.25	320
500-307	1-1/2"	4.73	3.94	7.44	1.50	400
500-308	2"	5.43	4.25	7.81	1.97	480
500-310	3"	7.52	5.26	9.75	3.00	600
500-311	4"	8.54	6.57	11.88	3.93	850

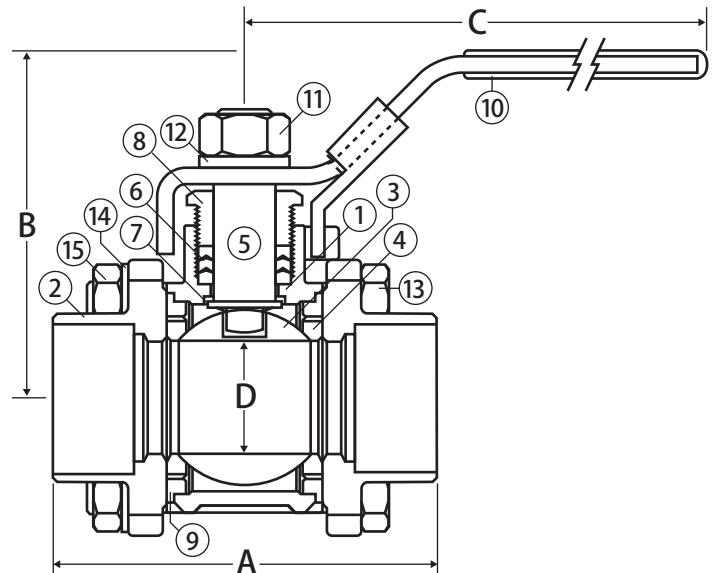
Stainless Steel Ball Valve



**3 Piece 4 Bolt • Swing Out Body • Full Port •
Socket Weld • 1000 WOG**



S-SS-1000N-4B



Features

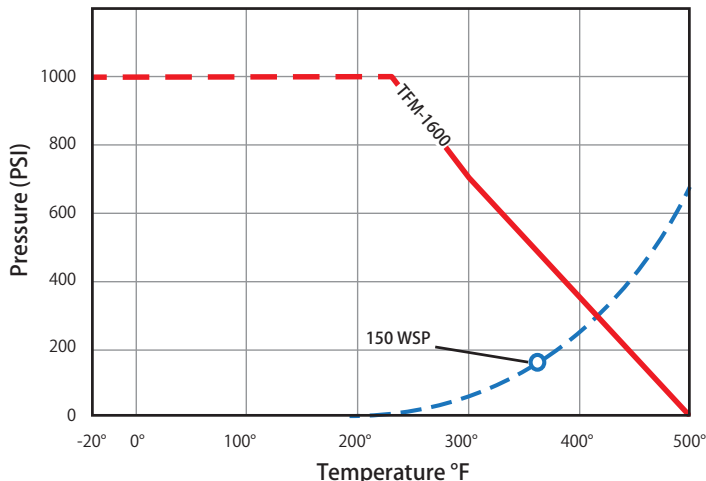
- Latch lock may be locked in open or closed positions
- 29 in-Hg vacuum rating
- 100% leak tested
- Wetted surfaces contain less than .25% lead content
- Repair kits available

Approvals

- UL Listed (1/4" - 2")
 - YSDT - LP gas shut-off valves
 - YQAR - Anhydrous ammonia shut-off valves
- MSS SP-110
- NACE Certified
- ANSI B16.11
- Conforms to API 598

Valve Seat Rating

1000 WOG - 150 WSP



Material Specifications

No.	Part	Materials
1	Body	CF8M Stainless Steel
2	End Cap (2)	CF8M Stainless Steel
3	Ball	CF8M Stainless Steel
4	Seat (2)*	Hostaflo® TFM 1600
5	Stem	316 Stainless Steel
6	Packing (2)*	RPTFE
7	Stem Seal*	Hostaflo® TFM 1600
8	Packing Gland	316 Stainless Steel
9	Body Seal (2)*	Hostaflo® TFM 1600
10	Handle	304 Stainless Steel
11	Handle Nut	304 Stainless Steel
12	Lock Washer	304 Stainless Steel
13	Body Bolt (4)	304 Stainless Steel
14	Body Lock Washer (4)	304 Stainless Steel
15	Body Nut (4)	304 Stainless Steel

*Included in repair kit

Dimensions

Part No.	Size	A	B	C	D	Torque
500-341	1/4"	2.37	2.18	4.30	0.43	60
500-342	3/8"	2.37	2.18	4.30	0.43	60
500-343	1/2"	2.76	2.38	4.30	0.56	80
500-344	3/4"	3.03	2.87	5.81	0.81	150
500-345	1"	3.63	2.95	5.81	1.00	250
500-346	1-1/4"	4.14	3.66	7.44	1.25	320
500-347	1-1/2"	4.73	3.94	7.44	1.50	400
500-348	2"	5.43	4.25	7.81	1.97	480
500-350	3"	7.52	5.26	9.75	3.00	600
500-351	4"	8.54	6.57	11.88	3.93	850

LIT-JV-C 072516

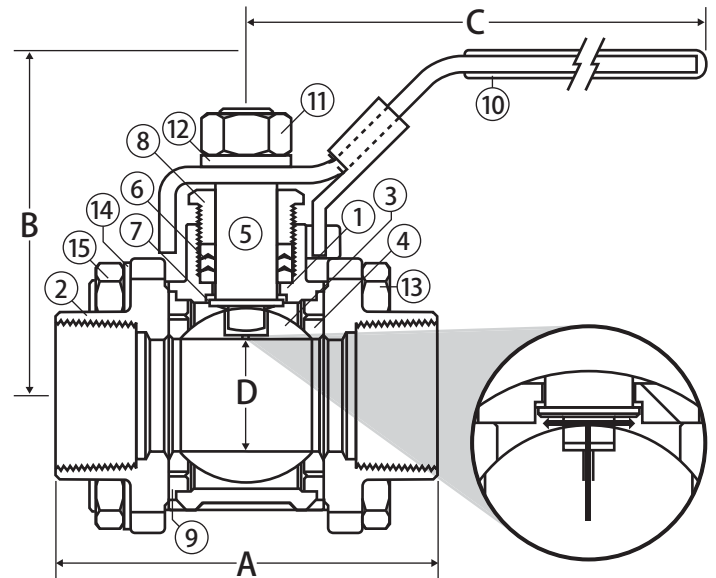
Stainless Steel Ball Valve

**3 Piece 4 Bolt • Swing Out Body • Full Port •
Threaded Connection • 1000 WOG • Vented Ball**



CRN# 0C07956.2C

T-SS-1000N-4B-VB



Features

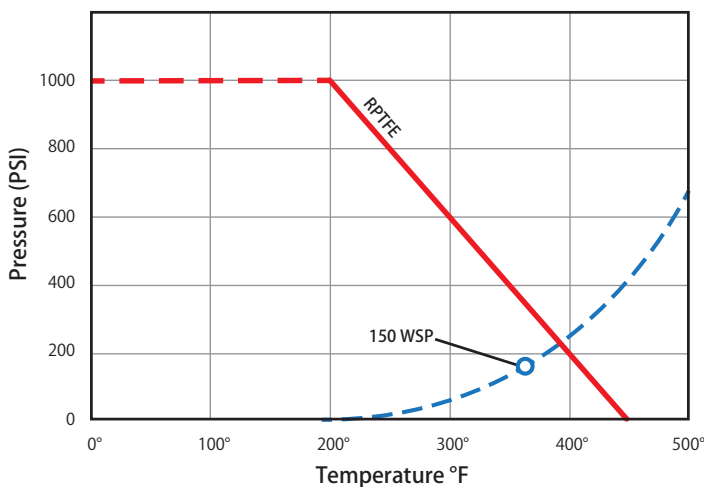
- Latch lock may be locked in open or closed positions
- 100% leak tested
- AVS Medium vacuum rating
- Wetted surfaces contain less than .25% lead content
- Repair kits available

Approvals

- MSS SP-110
- ANSI B1.20.1
- ANSI B16.11

Valve Seat Rating

1000 WOG - 150 WSP



Material Specifications

No.	Part	Materials
1	Body	CF8M Stainless Steel
2	End Cap (2)	CF8M Stainless Steel
3	Ball	CF8M Stainless Steel
4	Seat (2)	RPTFE
5	Stem	316 Stainless Steel
6	Packing (2)	PTFE
7	Stem Seal	PTFE
8	Packing Gland	316 Stainless Steel
9	Body Seal (2)	PTFE
10	Handle	304 Stainless Steel
11	Handle Nut	304 Stainless Steel
12	Lock Washer	304 Stainless Steel
13	Body Bolt (4)	304 Stainless Steel
14	Body Lock Washer (4)	304 Stainless Steel
15	Body Nut (4)	304 Stainless Steel

Dimensions

Part No.	Size	A	B	C	D
500-301VB	1/4"	2.56	2.3	3.94	0.46
500-302VB	3/8"	2.56	2.3	3.94	0.49
500-303VB	1/2"	2.56	2.44	3.94	0.59
500-304VB	3/4"	2.95	2.44	4.92	0.79
500-305VB	1"	3.35	3.03	5.87	0.98
500-306VB	1-1/4"	3.98	3.23	5.87	1.26
500-307VB	1-1/2"	4.41	3.94	7.48	1.50
500-308VB	2"	5.12	4.25	7.48	1.97
500-309VB	2-1/2"	6.38	5.39	9.84	2.48
500-310VB	3"	7.40	5.71	9.84	2.99
500-311VB	4"	8.82	7.05	12.72	3.78

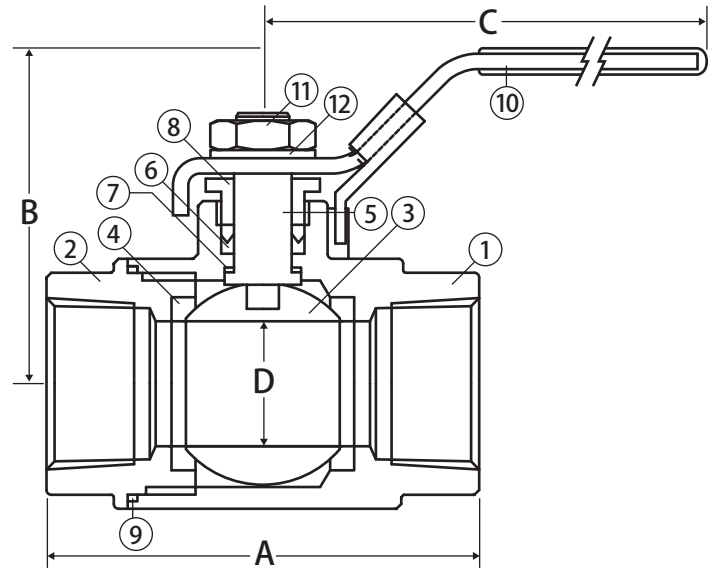
Stainless Steel Ball Valve



2 Piece • Full Port • Threaded Connection • 1000 WOG



T-SS-1001N



Features

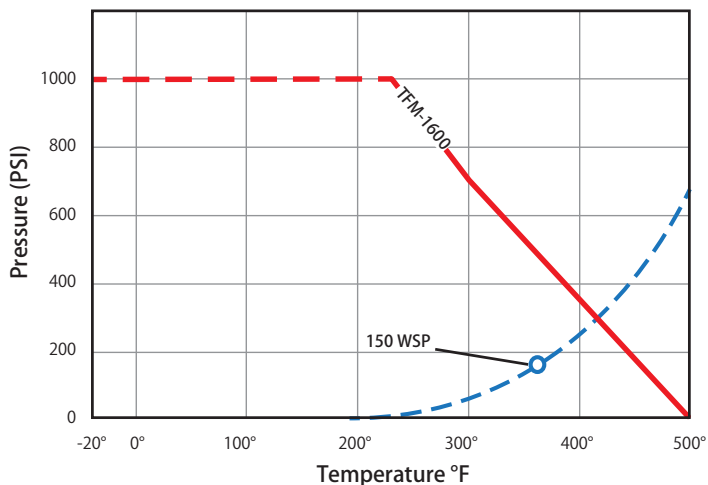
- Solid ball construction
- Latch lock handle may be locked in open or closed position
- 29 in-Hg vacuum rating
- 100% leak tested
- Wetted surfaces contain less than .25% lead content

Approvals

- UL Listed
 - MHKZ - Manual valves
 - YQNZ - Compressed gas shut-off valves
 - YRBX - Flammable liquid shut-off valves
 - YRPV - Gas shut-off valves
 - YSDT - LP gas shut-off valves
- Conforms to API 598
- MSS SP-110, SP-61, SP-82
- NACE Certified
- ANSI B1.20.1

Valve Seat Rating

1000 WOG - 150 WSP



Material Specifications

No.	Part	Materials
1	Body	CF8M Stainless Steel
2	End Connection	CF8M Stainless Steel
3	Ball	CF8M Stainless Steel
4	Seat (2)	Hostaflon® TFM 1600
5	Stem	316 Stainless Steel
6	Packing (2)	RPTFE
7	Stem Seal	Hostaflon® TFM 1600
8	Packing Gland	316 Stainless Steel
9	Body Seal	Hostaflon® TFM 1600
10	Handle	304 Stainless Steel
11	Handle Nut	304 Stainless Steel
12	Lock Washer	304 Stainless Steel

Dimensions

Part No.	Size	A	B	C	D	Torque
100-961	1/4"	2.20	2.20	4.21	0.43	40
100-962	3/8"	2.20	2.20	4.21	0.43	40
100-963	1/2"	2.60	2.30	4.21	0.56	40
100-964	3/4"	2.99	2.79	5.73	0.81	60
100-965	1"	3.54	2.96	5.73	1.00	70
100-966	1-1/4"	3.94	3.56	7.45	1.25	110
100-967	1-1/2"	4.41	3.84	7.45	1.50	170
100-968	2"	5.00	4.24	8.08	1.97	250

LIT-JV-C 072516

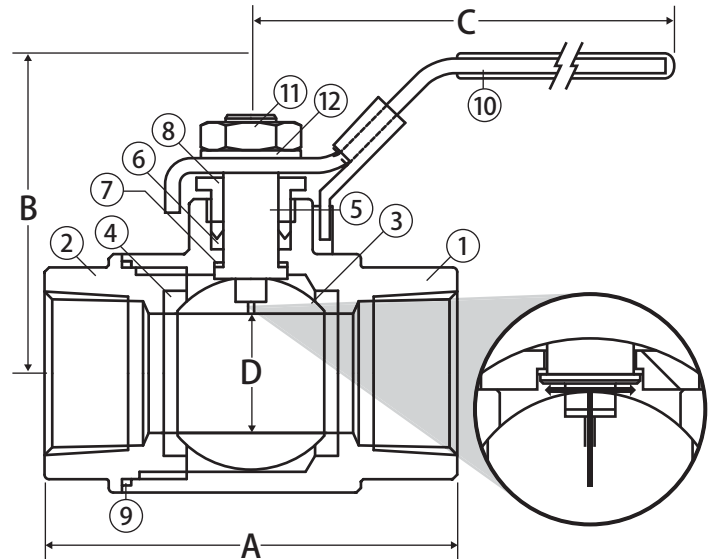
Stainless Steel Ball Valve

2 Piece • Full Port • Threaded Connection • 1000 WOG • Vented Ball



T-SS-1001N-VB

CRN# 0C1032.9C



Features

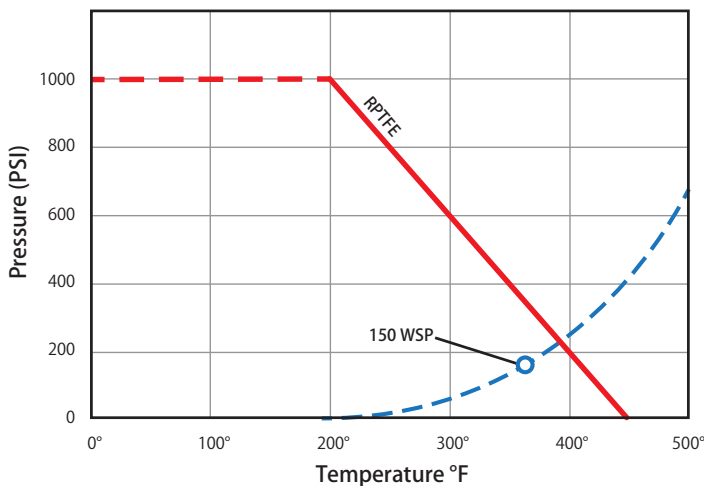
- Solid ball construction
- Latch lock handle may be locked in open or closed position
- 100% leak tested
- AVS Medium vacuum rating
- Wetted surfaces contain less than .25% lead content

Approvals

- MSS SP-110
- ANSI B1.20.1

Valve Seat Rating

1000 WOG - 150 WSP



Material Specifications

No.	Part	Materials
1	Body	CF8M Stainless Steel
2	End Connection	CF8M Stainless Steel
3	Ball	CF8M Stainless Steel
4	Seat (2)	RPTFE
5	Stem	316 Stainless Steel
6	Packing (2)	PTFE
7	Stem Seal	PTFE
8	Packing Gland	316 Stainless Steel
9	Body Seal	PTFE
10	Handle	304 Stainless Steel
11	Handle Nut	304 Stainless Steel
12	Lock Washer	304 Stainless Steel

Dimensions

Part No.	Size	A	B	C	D
100-961VB	1/4"	2.00	2.30	3.94	0.46
100-962VB	3/8"	2.00	2.30	3.94	0.49
100-963VB	1/2"	2.28	2.30	3.94	0.59
100-964VB	3/4"	2.58	2.50	4.92	0.79
100-965VB	1"	3.10	3.07	5.87	0.98
100-966VB	1-1/4"	3.54	3.27	5.87	1.26
100-967VB	1-1/2"	4.13	4.02	7.48	1.5
100-968VB	2"	4.88	4.25	7.48	1.97

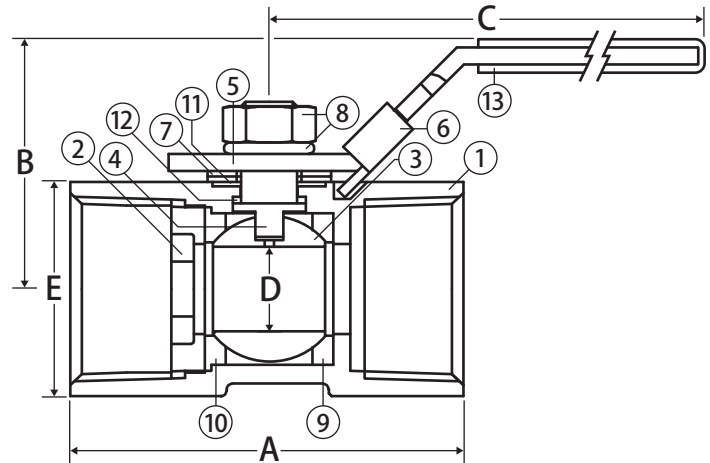
Stainless Steel Ball Valve



1 Piece • Reduced Port • Threaded Connection • 1000 WOG



T-SS-900N



Features

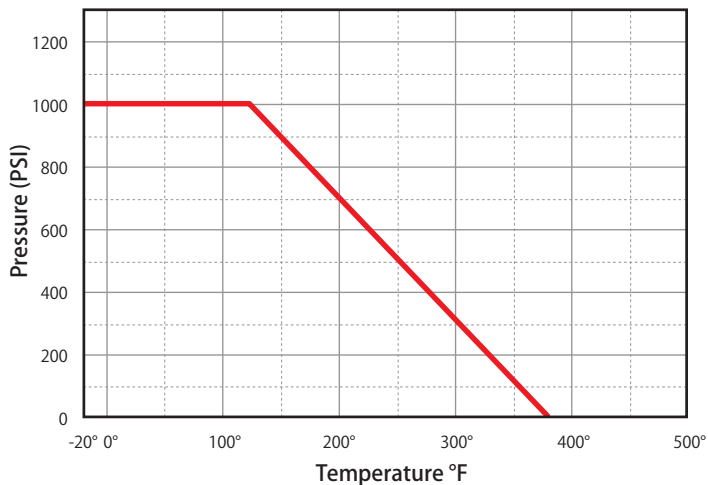
- Blow-out proof stem
- Cast stainless steel body
- Locking device standard
- 100% leak tested
- Wetted surfaces contain less than .25% lead content

Approvals

- ANSI B1.20.1
- MSS SP-110

Valve Seat Rating

1000 WOG



Material Specifications

No.	Part	Materials
1	Body	CF8M Stainless Steel
2	Retainer	CF8M Stainless Steel
3	Ball	CF8M Stainless Steel
4	Stem	316 Stainless Steel
5	Handle	304 Stainless Steel
6	Locking Device	304 Stainless Steel
7	Disc (2)	Stainless Steel
8	Nut & Washer	304 Stainless Steel
9	Seat	PTFE
10	Body Seal	PTFE
11	Stem Packing	PTFE
12	Thrust Washer	PTFE
13	Handle Sleeve	Vinyl

Dimensions

Part No.	Size	A	B	C	D	E
100-901	1/4"	1.52	1.12	2.54	0.20	0.67
100-902	3/8"	1.74	1.18	3.01	0.28	0.82
100-903	1/2"	2.19	1.45	3.68	0.35	0.98
100-904	3/4"	2.45	1.58	3.68	0.49	1.24
100-905	1"	2.71	1.83	4.38	0.59	1.50
100-906	1-1/4"	3.08	2.00	4.38	0.79	1.85
100-907	1-1/2"	3.39	2.24	5.47	0.97	2.09
100-908	2"	4.04	2.48	5.47	1.26	2.57

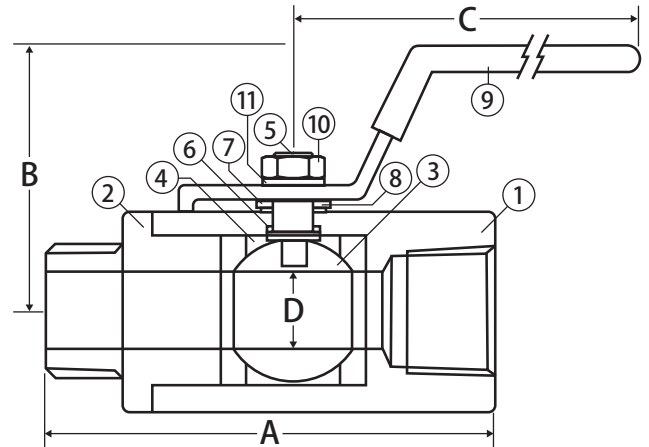
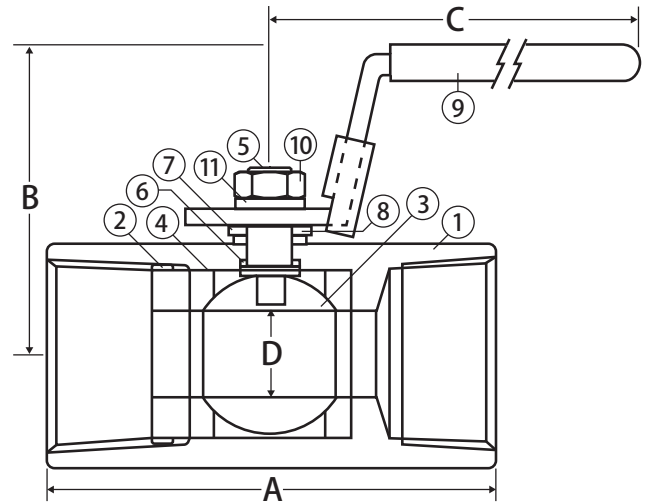
LIT-JV-C 072516

Stainless Steel Mini Ball Valve

1 Piece / 2 Piece • Full Port • Threaded Connection • Mini Valves • 1000 WOG



T-SS-1000



Features

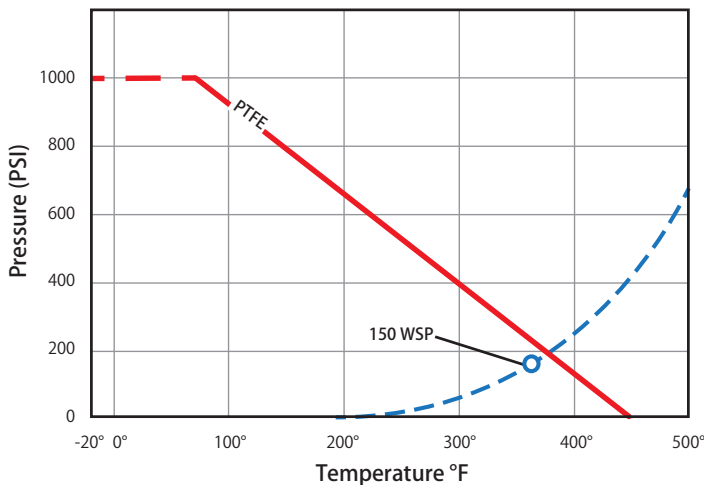
- Solid ball construction
- Corrosion resistant
- 29 in-Hg vacuum rating
- 100% leak tested
- Wetted surfaces contain less than .25% lead content

Approvals

- MSS SP-110
- ANSI B1.20.1

Valve Seat Rating

1000 WOG - 150 WSP



Material Specifications

No.	Part	Materials
1	Body	CF8M Stainless Steel / 316 Stainless Steel
2	Body Insert / End Connection	316 Stainless Steel
3	Ball	316 Stainless Steel
4	Seat (2)	PTFE
5	Stem	316 Stainless Steel
6	Stem Seal	PTFE
7	Packing	PTFE
8	Packing Washer	304 Stainless Steel
9	Handle	304 Stainless Steel
10	Handle Nut	304 Stainless Steel
11	Lock Washer	304 Stainless Steel

Dimensions

Part No.	Size	A	B	C	D
500-098	1/8" FIP x 1/8" MIP	2.00	1.22	2.44	0.20
500-099	1/4" FIP x 1/4" MIP	2.32	1.50	3.45	0.30
500-101	1/4" FIP x 1/4" FIP	1.57	1.42	3.45	0.20
500-102	3/8" FIP X 3/8" FIP	1.77	1.50	3.45	0.38

Electric Actuator • AE-180



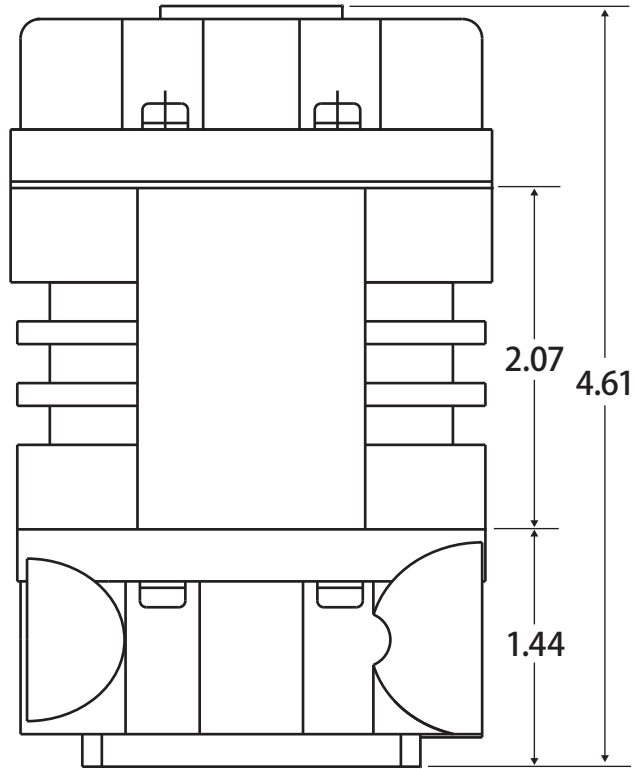
Double Acting • Nema 4x • Manual Override



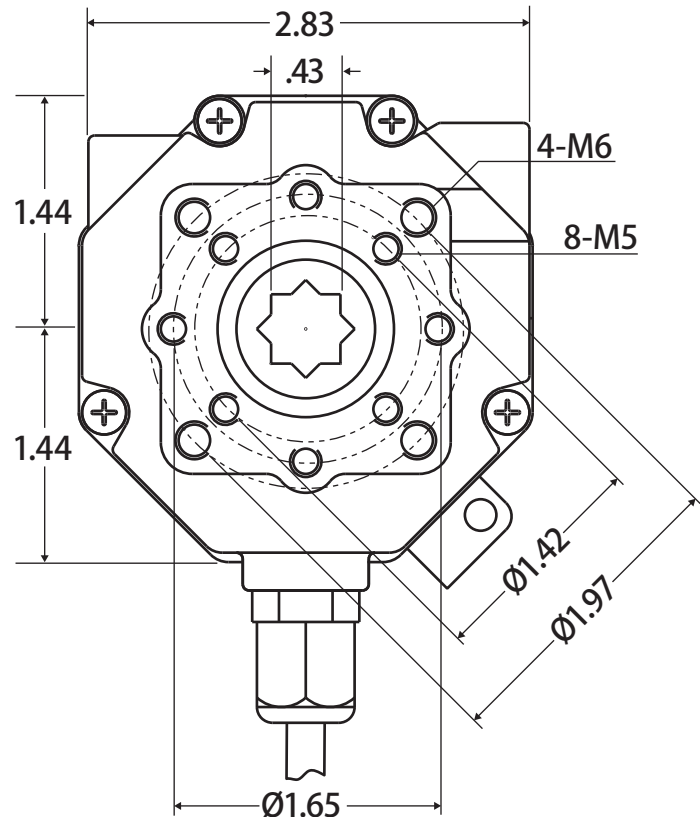
AE-180

Features

- Hard anodized aluminum housing with external powder coating for severe duty applications
- Enclosure: IP67
- ISO 5211 mounting
- 90° operation
- Position indicator
- Manual override standard
- 120V / 1Ph / 60Hz
- Thermally protected induction motor



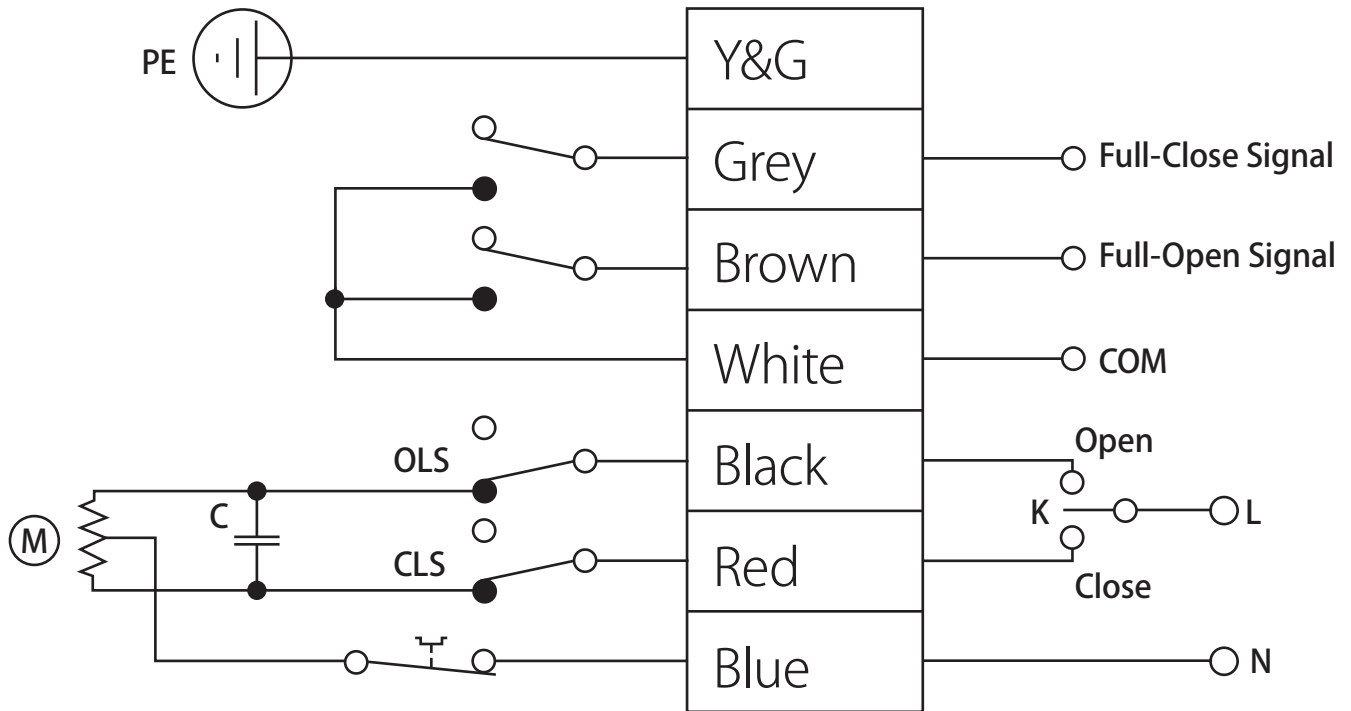
Actuator Specs	
Torque (in-lbs)	180
Output Square	0.43
ISO 5211 Mounting	F03 / F04 / F05
Duty Cycle	50%
Operating Time, 90° @ 120V (secs)	15
Rated current @ 120V (Amp.)	0.3A
Motor Insulation Class	E
Weight (lbs)	2.64
Limit Switches	2 - 1 ea for Open & Close (5A, 250VAC)
Cable Entry	Pigtail
Internal Htr.	No
Temperature Range	-22° F to 140° F



LT-JV-C 072516

Electric Actuator • AE-180

Wiring Diagram



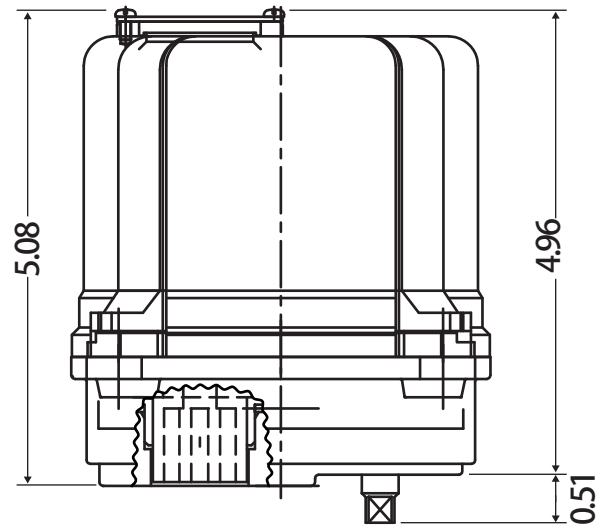
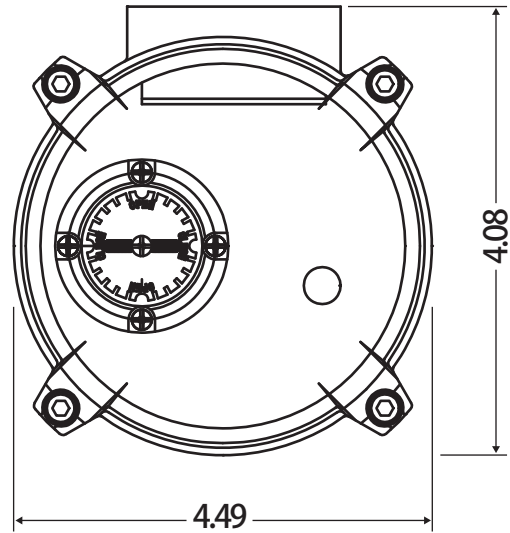
Electric Actuator • AE-350



Double Acting • Nema 4x • Manual Override



AE-350

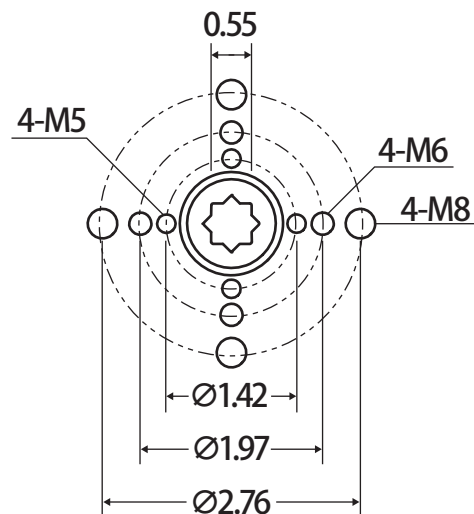


Features

- Hard anodized aluminum housing with external powder coating for severe duty applications
- Enclosure: IP66, O-ring sealed
- ISO 5211 mounting
- 90° operation
- Position indicator
- Manual override standard
- 120V / 1Ph / 60Hz
- Thermally protected induction motor
- Spring loaded terminal block for ease in wiring

Actuator Specs

Torque (in-lbs)	350
Output Square	0.55
ISO 5211 Mounting	F03 / F05 / F07
IEC Duty Cycle (S2)	Max 30 min
Operating Time, 90° @ 120V (secs)	12
Rated current @ 120V (Amp.)	0.27A
Motor Insulation Class	E
Weight (lbs)	6.6
Limit Switches	2 - 1 ea for Open & Close (3A, 250VAC)
Auxiliary Limit Switches	2 - 1 ea for Open & Close (3A, 250VAC)
Cable Entry	2 - PG 13.5
Internal Htr.	Yes - 5W
Temperature Range	-4° F to 158° F

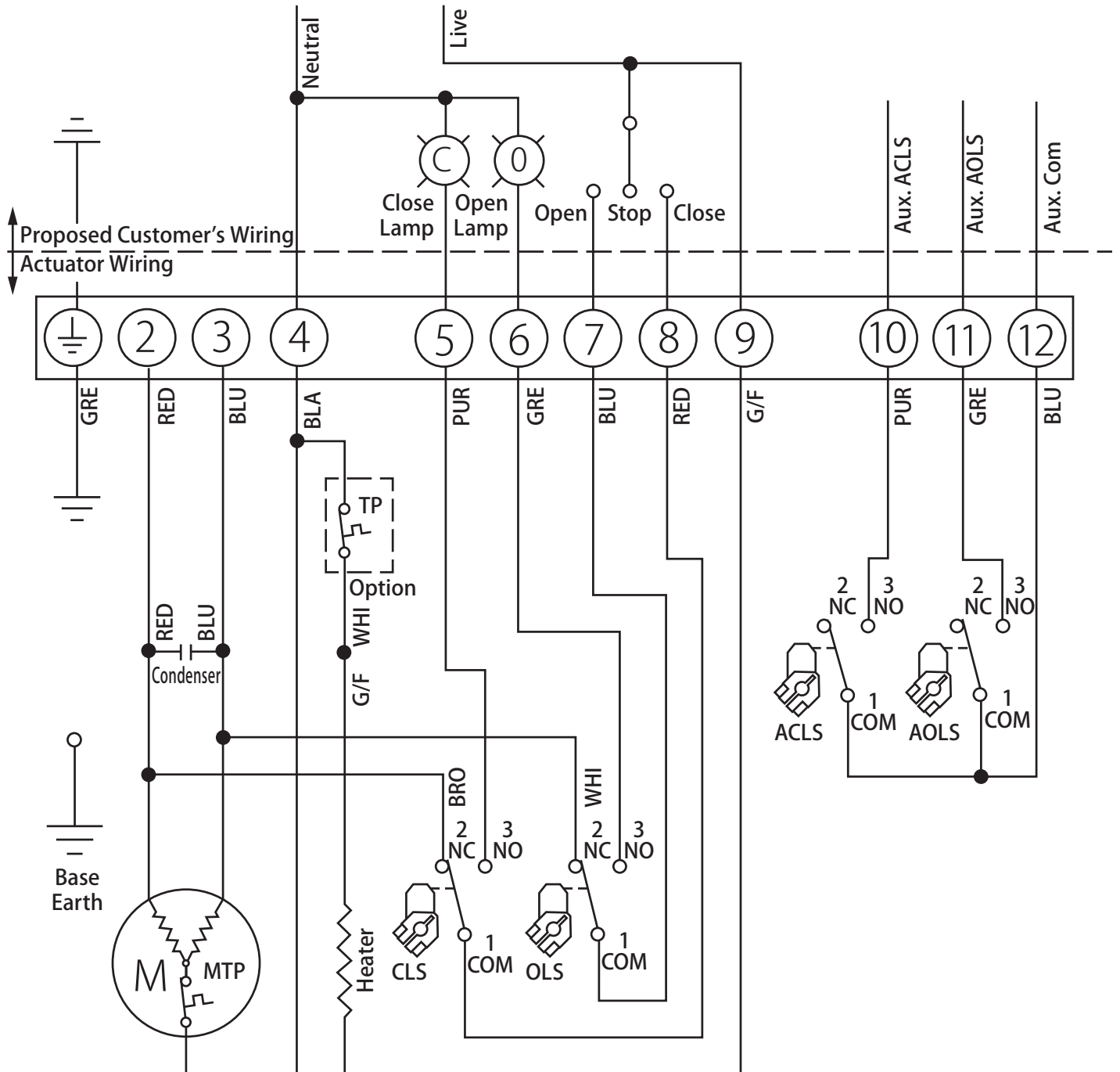


LT-JV-C 072516

Electric Actuator • AE-350

Wiring Diagram

Incoming Power
AC 1PH (V)



Electric Actuator • AE-700

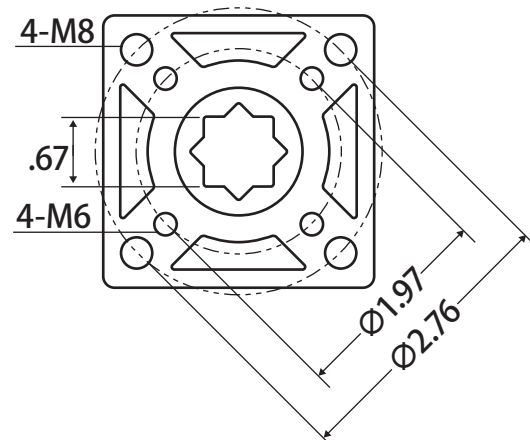
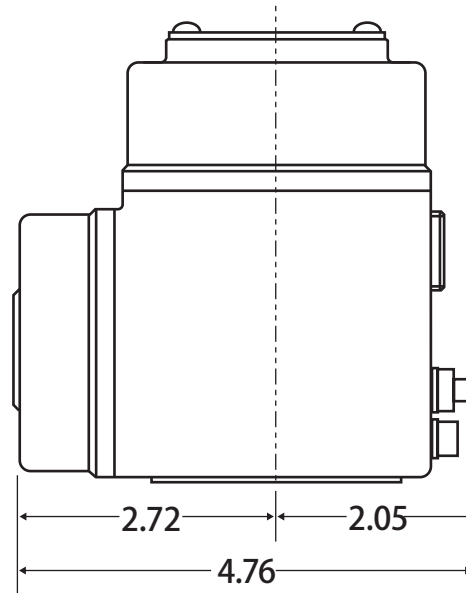
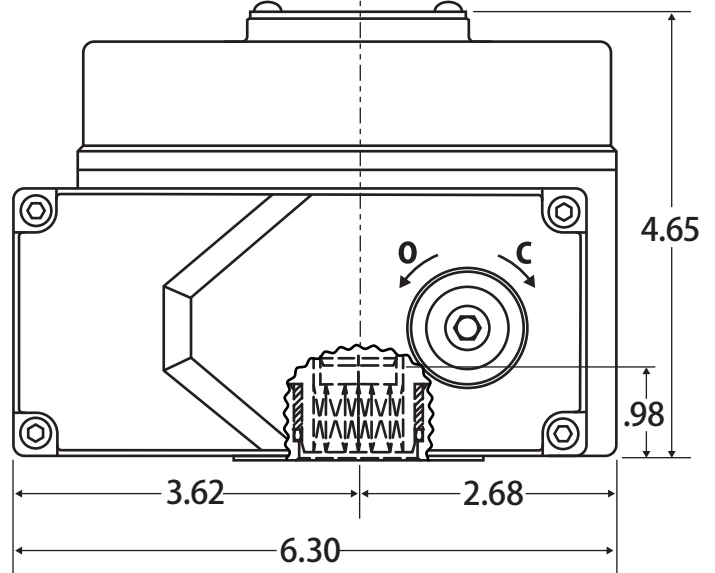


Double Acting • Nema 4x • Manual Override



AE-700

Note: 1.5" of clearance needed to remove cover



LIT-JV-C 072516

Features

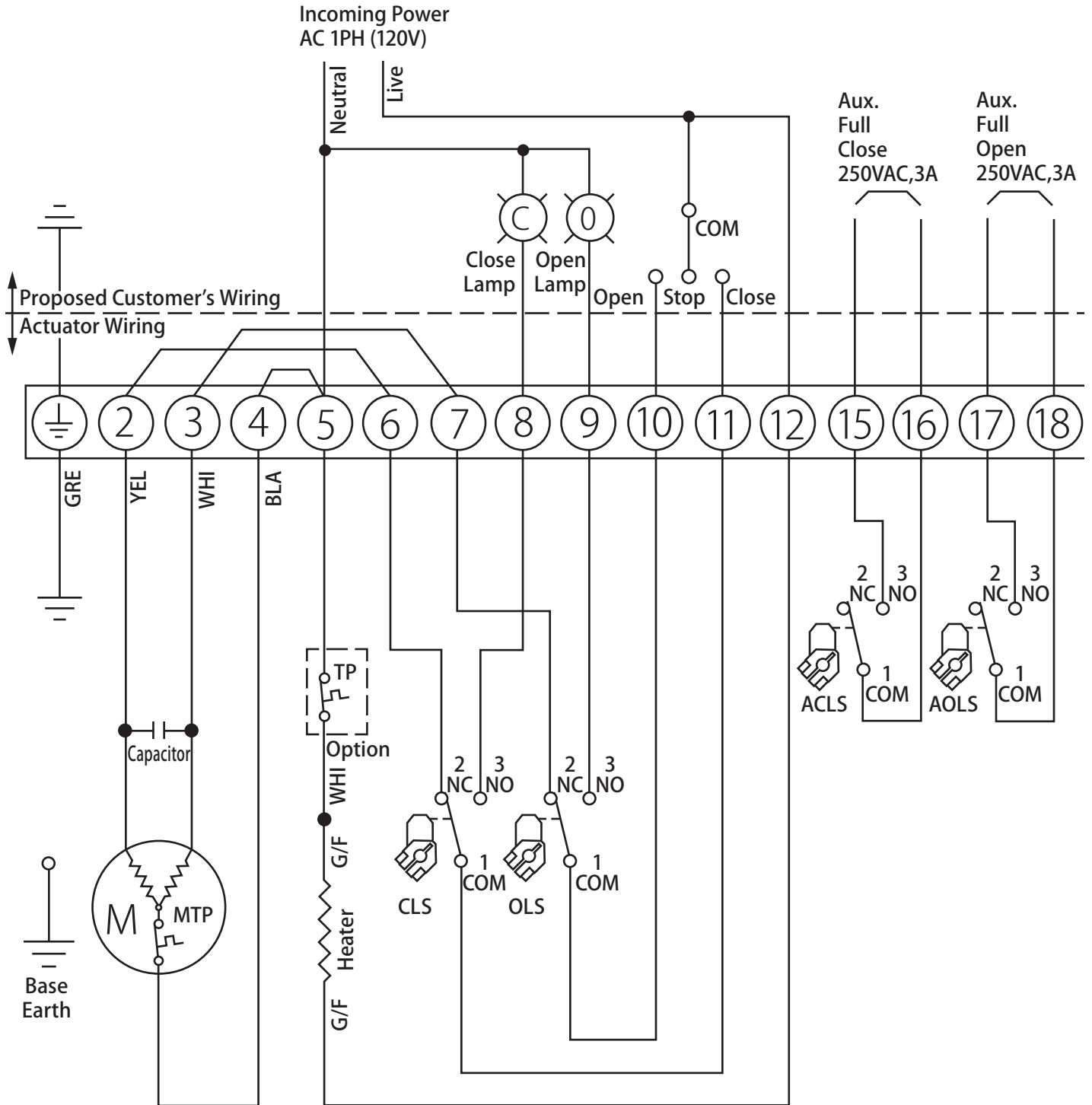
- Hard anodized aluminum housing with external powder coating for severe duty applications
- Enclosure: IP67, O-ring sealed
- ISO 5211 mounting
- 90° operation
- Adjustable mechanical stops to prevent over travel
- Position indicator
- Manual override standard
- 120V / 1Ph / 60Hz
- Thermally protected induction motor
- Worm gearing, no break required
- Spring loaded terminal block for ease in wiring

Actuator Specs

Torque (in-lbs)	700
Output Square	0.67
ISO 5211 Mounting	F05 / F07
IEC Duty Cycle (S2)	Max 30 min
IEC Duty Cycle (S4)	50%, 1,200 start/hr
Operating Time, 90° @ 120V (secs)	14
Rated current @ 120V (Amp.)	0.97A
Motor Insulation Class	E
Weight (lbs)	7.7
Limit Switches	2 - 1 ea for Open & Close (3A, 250VAC)
Auxiliary Limit Switches	2 - 1 ea for Open & Close (3A, 250VAC)
Cable Entry	2 - 3/4" NPT
Internal Htr.	Yes - 3W
Temperature Range	-4° F to 158° F

Electric Actuator • AE-700

Wiring Diagram



Electric Actuator • AE-700M

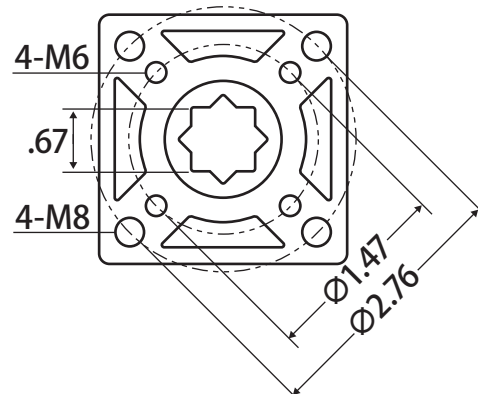
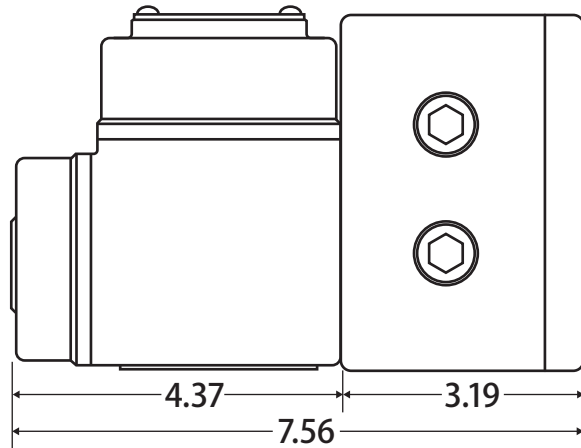
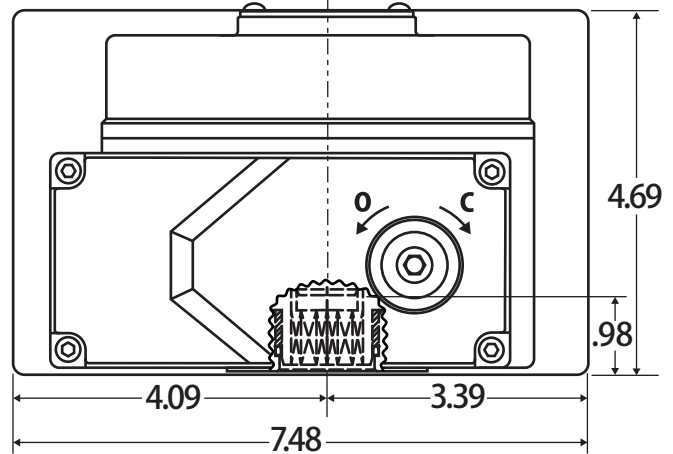


Double Acting • Nema 4x • Modulating • Manual Override



AE-700M

Note: 1.5" of clearance needed to remove cover



Features

- Hard anodized aluminum housing with external powder coating for severe duty applications
- Enclosure: IP67, O-ring sealed
- ISO 5211 mounting
- Remote Position Controller (RPC) modulation
- 90° operation
- Adjustable mechanical stops to prevent over travel
- Auto Calibration
- Position indicator
- Manual override standard
- 120V / 1Ph / 60Hz
- Thermally protected induction motor
- Worm gearing, no break required
- Spring loaded terminal block for ease in wiring

Actuator Specs

Torque (in-lbs)	700
Output Square	0.67
ISO 5211 Mounting	F05 / F07
IEC Duty Cycle (S2)	Max 30 min
IEC Duty Cycle (S4)	50%, 1,200 start/hr
Operating Time, 90° @ 120V (secs)	14
Rated current @ 120V (Amp.)	0.97A
Motor Insulation Class	E
Weight (lbs)	7.7
Limit Switches	2 - 1 ea for Open & Close (3A, 250VAC)
Auxiliary Limit Switches	2 - 1 ea for Open & Close (3A, 250VAC)
Cable Entry	3/4" NPT
Internal Htr.	Yes - 3W
Temperature Range	10° F to 150° F

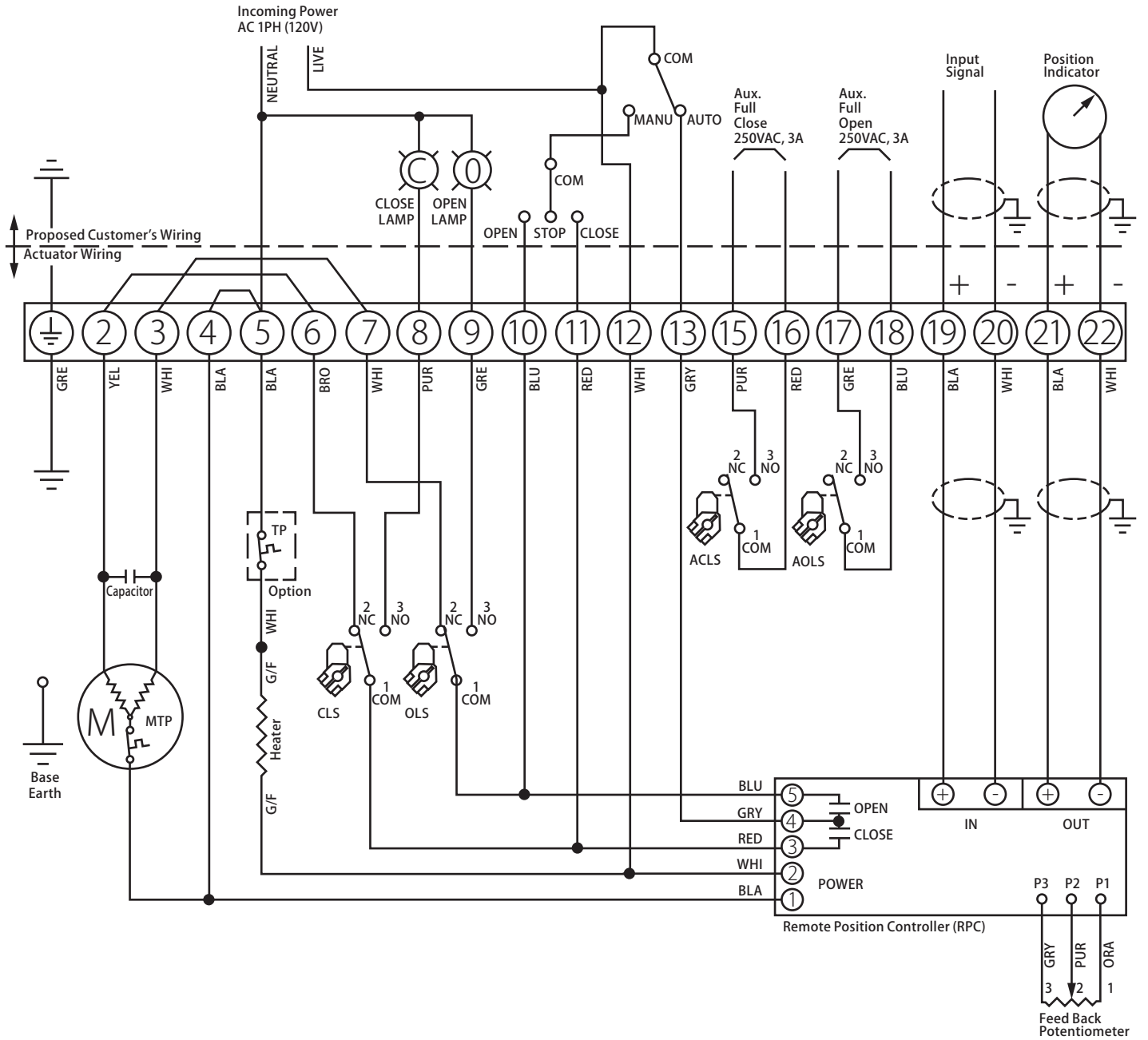
RPC Specifications

Input Signal	4-20mA, 0-210VDC, 2-10VDC, 1-5VDC, 0-5VDC
Output Signal	4-20mA
Potentiometer (Feedback)	1 Kohm
Load Resistance	100 Ohm - 750 Ohm
Input Resistance	250 Ohms
Delay Time Adjustment	1.0 - 8.5 sec
Dead Band Adjustment	0.1 - 4.5%
Resolution	Min 1/1,000

LIT-JV-C 072516

Electric Actuator • AE-700M

Wiring Diagram



Electric Actuator • AE-880

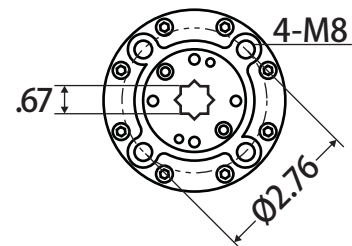
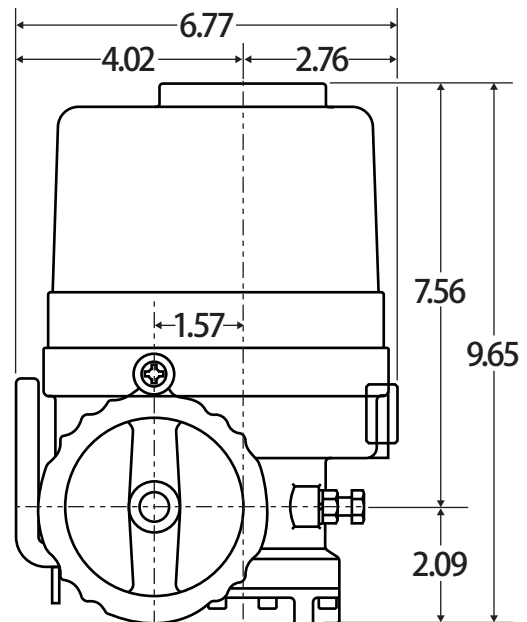
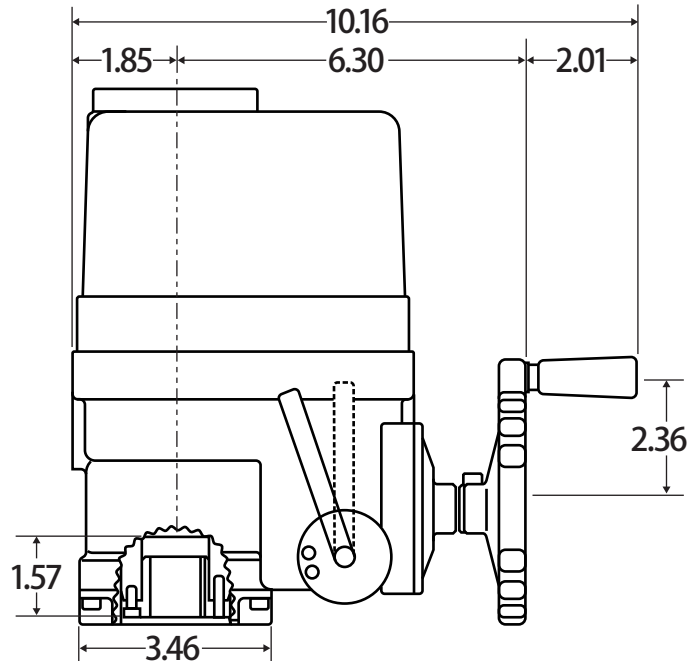


Double Acting • Nema 4x • Manual Override



AE-880

Note: 5" of clearance needed to remove cover



Features

- Hard anodized aluminum housing with external powder coating for severe duty applications
- Enclosure: IP67, NEMA4 and 4X, O-ring sealed
- ISO 5211 mounting
- 90° operation
- Adjustable mechanical stops to prevent over travel
- Position indicator
- De-clutchable manual override standard
- 120V / 1Ph / 60Hz
- Thermally protected induction motor
- Double worm gearing, no break required
- Spring loaded terminal block for ease in wiring

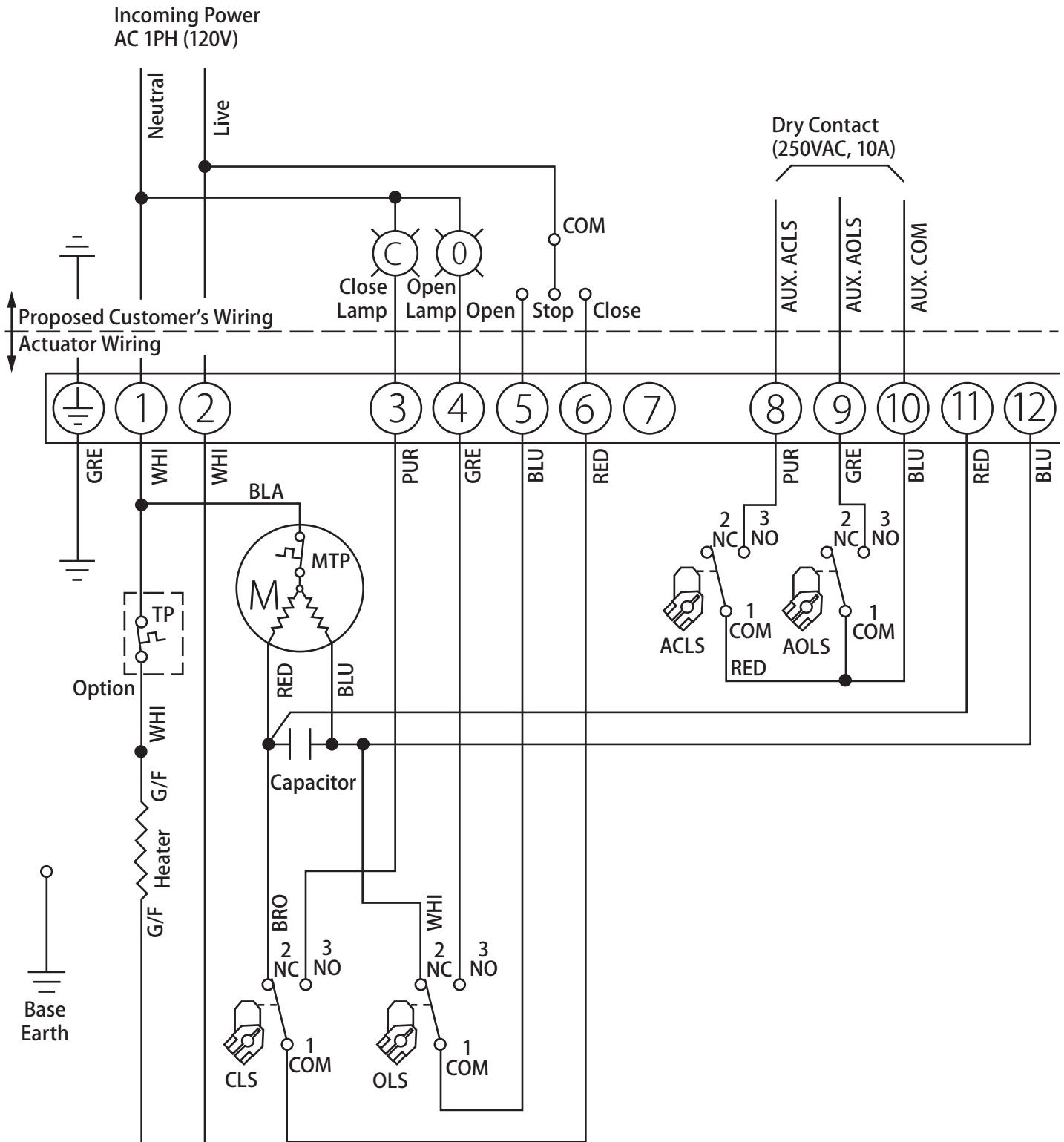
Actuator Specs

Torque (in-lbs)	880
Output Square	0.67
ISO 5211 Mounting	F07
IEC Duty Cycle (S2)	Max 20 min
IEC Duty Cycle (S4)	30%, 800 start/hr
Operating Time, 90° @ 120V (secs)	18
Rated current @ 120V (Amp.) (Running/Max)	1.10/1.49
Motor Insulation Class	F
Weight (lbs)	15.4
Limit Switches	2 - 1 ea for Open & Close (10A, 250VAC)
Auxiliary Limit Switches	2 - 1 ea for Open & Close (10A, 250VAC)
Cable Entry	2 - 3/4" NPT
Internal Htr.	Yes - 5W
Temperature Range	-4° F to 158° F
Torque OL Protection	No

LIT-JV-C 072516

Electric Actuator • AE-880

Wiring Diagram



Electric Actuator • AE-880M

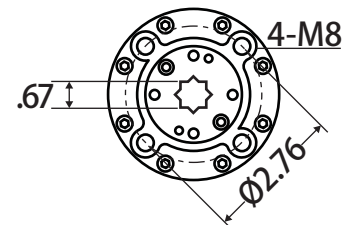
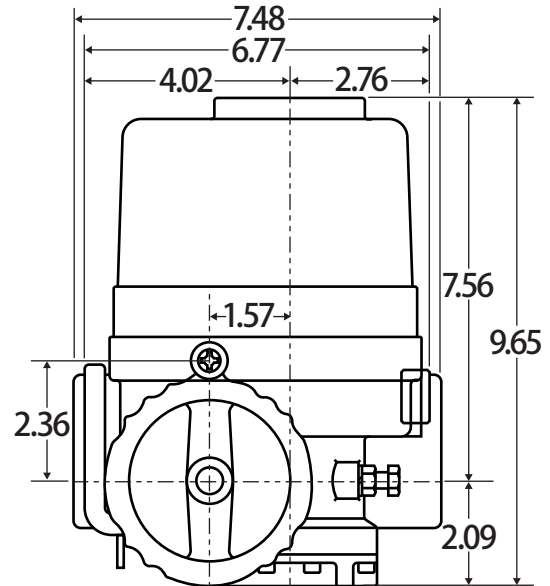
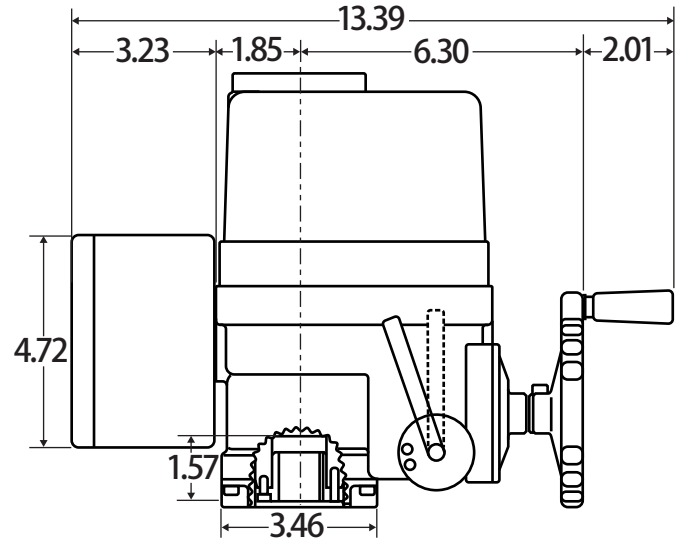


Double Acting • Nema 4x • Modulating • Manual Override



AE-880M

Note: 5" of clearance needed to remove cover



Features

- Hard anodized aluminum housing with external powder coating for severe duty applications
- Enclosure: IP67, NEMA4 and 4X, O-ring sealed
- ISO 5211 mounting
- 90° operation
- Adjustable mechanical stops to prevent over travel
- Position indicator
- De-clutchable manual override standard
- 120V / 1Ph / 60Hz
- Thermally protected induction motor
- Double worm gearing, no break required
- Spring loaded terminal block for ease in wiring

Actuator Specs

Torque (in-lbs)	880
Output Square	0.67
ISO 5211 Mounting	F07
IEC Duty Cycle (S2)	Max 20 min
IEC Duty Cycle (S4)	30%, 800 start/hr
Operating Time, 90° @ 120V (secs)	18
Rated current @ 120V (Amp.) (Running/Max)	1.10/1.49
Motor Insulation Class	F
Weight (lbs)	15.4
Limit Switches	2 - 1 ea for Open & Close (10A, 250VAC)
Auxiliary Limit Switches	2 - 1 ea for Open & Close (10A, 250VAC)
Cable Entry	2 - 3/4" NPT
Internal Htr.	Yes - 5W
Temperature Range	10° F to 150° F
Torque OL Protection	NO

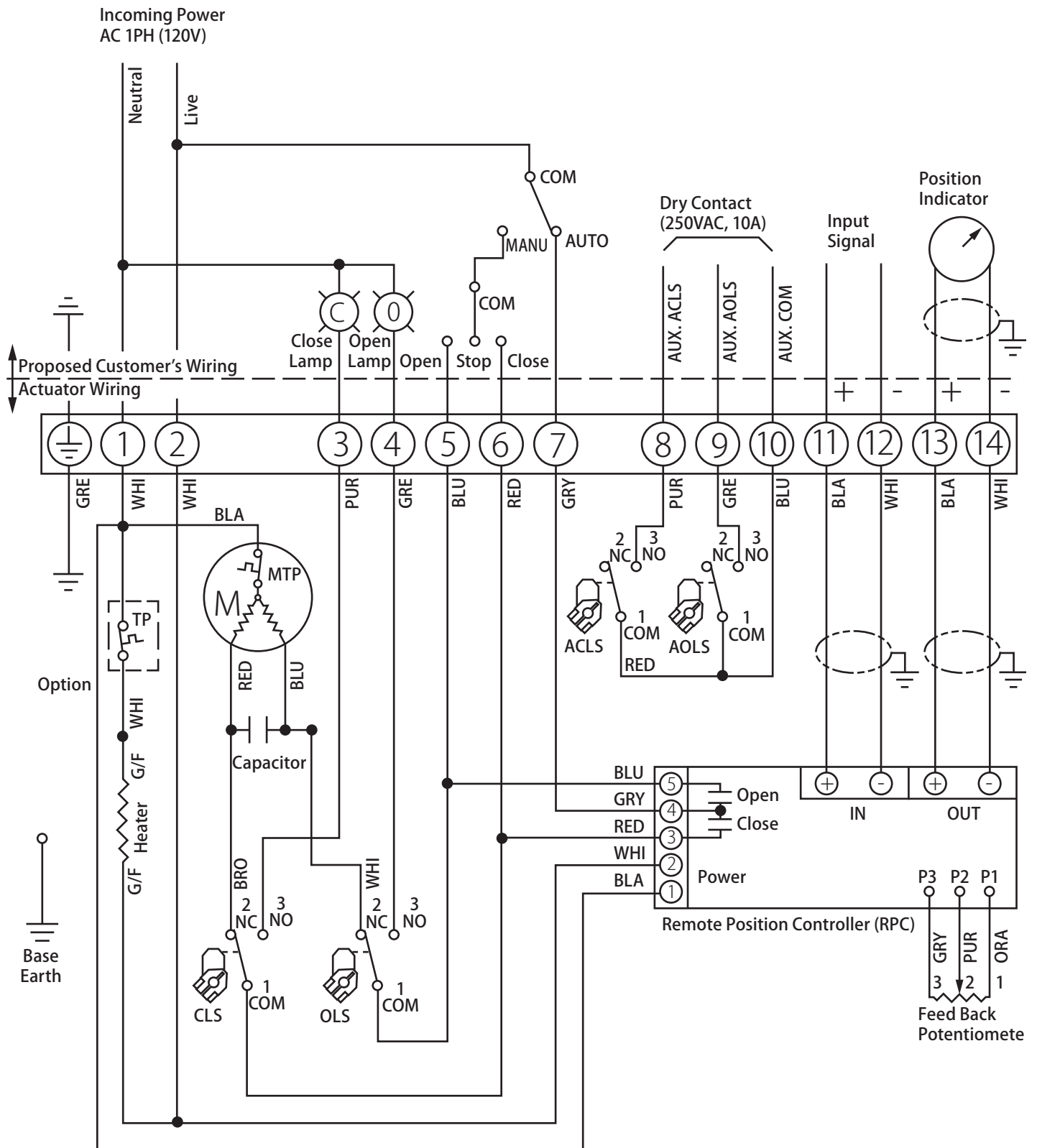
RPC Specifications

Input Signal	4-20mA, 0-210VDC, 2-10VDC, 1-5VDC, 0-5VDC
Output Signal	4-20mA
Potentiometer (Feedback)	1 Kohm
Load Resistance	100 Ohm - 750 Ohm
Input Resistance	250 Ohms
Delay Time Adjustment	1.0 - 8.5 sec
Dead Band Adjustment	0.1 - 4.5%
Resolution	Min 1/1,000

LIT-JV-C 072516

Electric Actuator • AE-880M

Wiring Diagram



Electric Actuator • AE-1400 - 9700

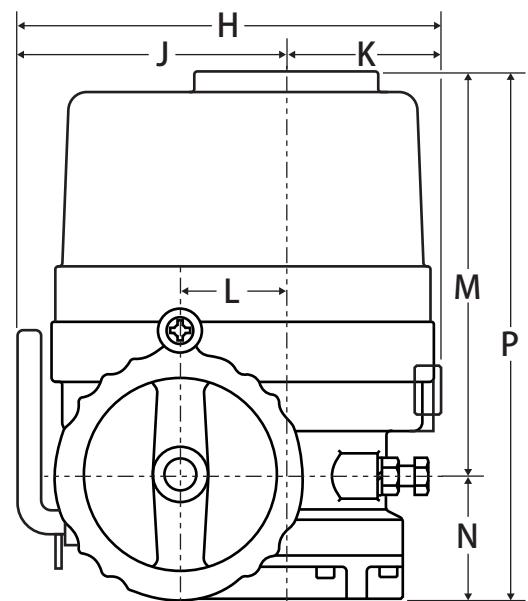
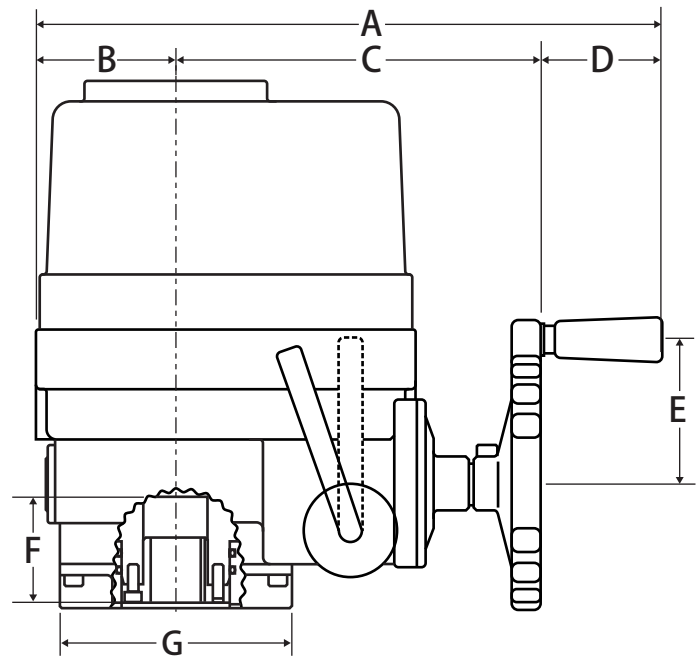


Double Acting • Nema 4x • Manual Override



AE-1400 - 9700

Note: 7.68" of clearance needed to remove cover



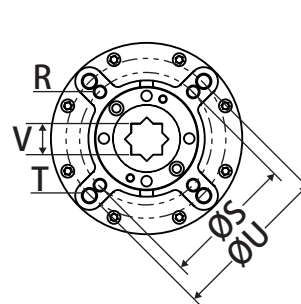
LT-JV-C 072516

Features

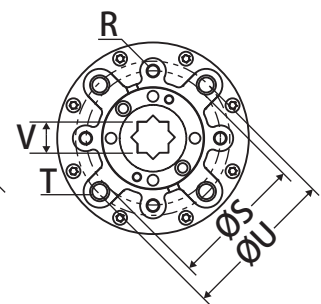
- Hard anodized aluminum housing with external powder coating for severe duty applications
- Enclosure: IP67, NEMA4 and 4X, O-ring sealed
- ISO 5211 mounting
- 90° operation
- Adjustable mechanical stops to prevent over travel
- Position indicator
- De-clutchable manual override standard
- 120V / 1Ph / 60Hz
- Thermally protected induction motor
- Double worm gearing, no break required
- Spring loaded terminal block for ease in wiring

Actuator Specs

	AE-1400	AE-2100	AE-3100	AE-4400	AE-7000	AE-9700
Torque (in-lbs)	1400	2100	3100	4400	7000	9700
Output Square	0.87		1.06		1.42	1.54
ISO 5211 Mounting	F07 / F10		F10 / F12		F12 / F14	
IEC Duty Cycle (S2)	Max 30 min		Max 20 min			
IEC Duty Cycle (S4)	50%, 1200 start/hr		30%, 800 start/hr			
Operating Time, 90° @ 120V (secs)	22		26		32	
Rated current @ 120V (Amp.) (Running/Max)	1.70/2.62	1.72/3.16	1.80/3.16	3.9/5.44	4.2/7.92	4.3/7.92
Motor Insulation Class	F					
Weight (lbs)	33		44		55	
Limit Switches	2 x SPDT - 1 ea for Open & Close (10A, 250VAC)					
Auxiliary Limit Switches	2 x SPDT - 1 ea for Open & Close (10A, 250VAC)					
Cable Entry	2 - 3/4" NPT					
Internal Htr.	Yes - 5W					
Temperature Range	-4° F to 158° F					
Torque OL Protection	2 x SPDT - 1 ea for Open & Close (10A, 250VAC)					



AE-1400 - AE-4400



AE-7000 - AE9700

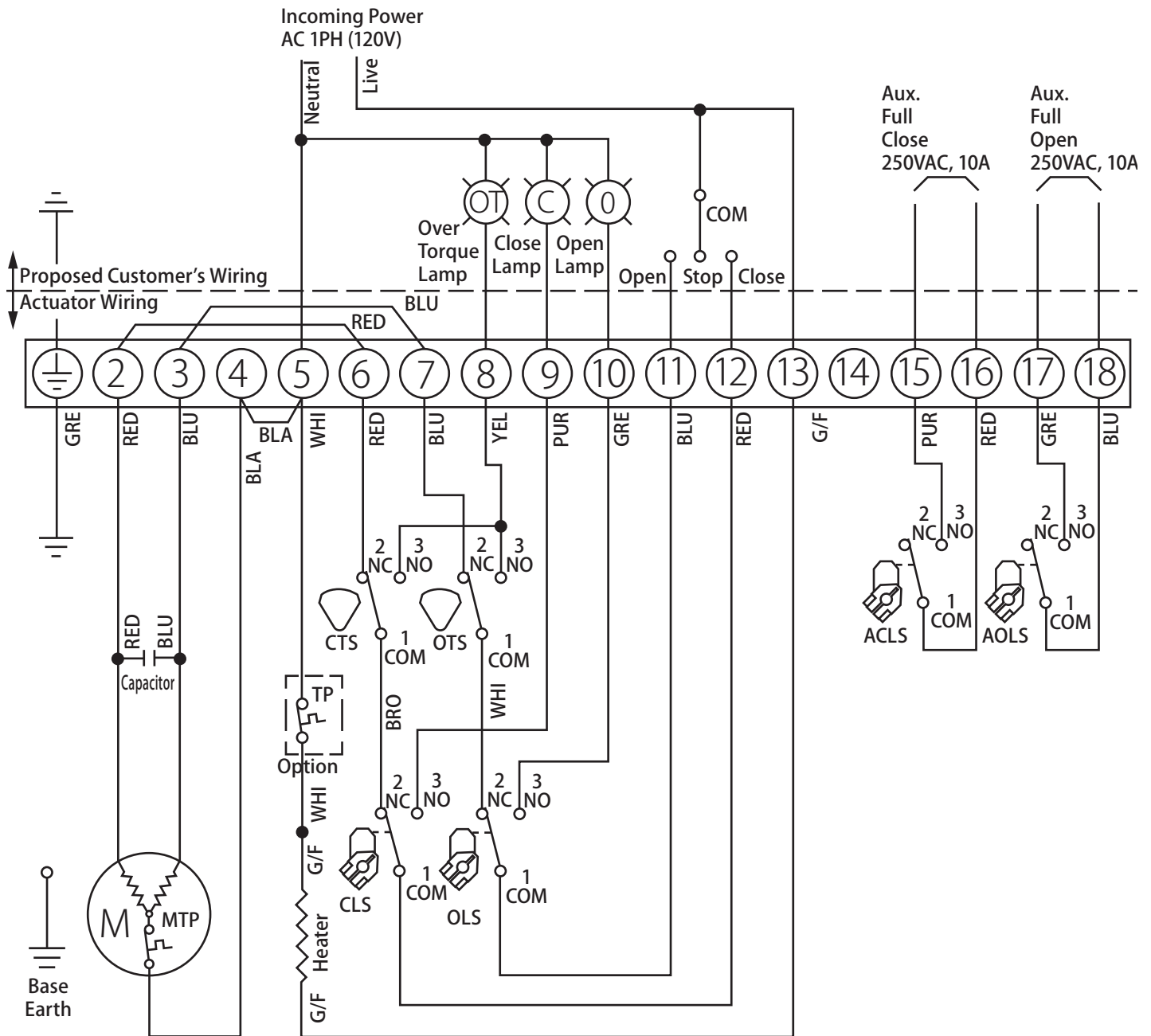
Electric Actuator • AE-1400 - 9700



Dimensions and Wiring Diagram (1400)

Dimensions

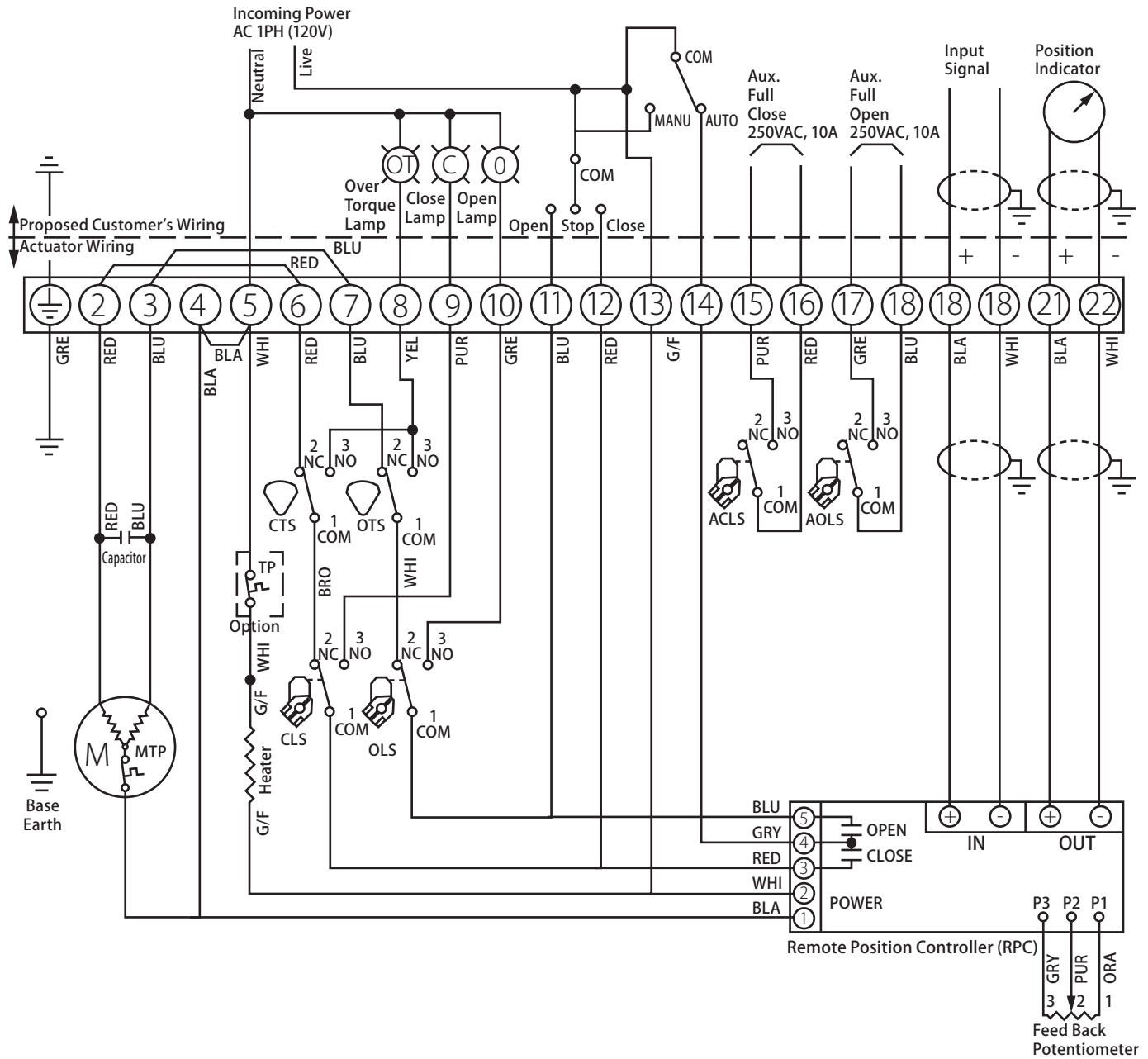
Actuator	A	B	C	D	E	F	G	H	J	K	L	M	N	P	R	S	T	U	V
AE-1400	13.31	2.99	7.76	2.56	3.07	2.36	4.92	9.02	5.71	3.31	2.24	8.54	2.64	11.18	4-M8	F07	4-M10	F10	0.87
AE-2100	13.31	2.99	7.76	2.56	3.07	2.36	4.92	9.02	5.71	3.31	2.24	8.54	2.64	11.18	4-M8	F07	4-M10	F10	0.87
AE-3100	14.06	3.07	8.43	2.56	3.54	2.56	5.83	9.45	6.30	3.31	2.64	9.65	2.68	12.32	4-M10	F10	4-M12	F12	1.06
AE-4400	14.06	3.07	8.43	2.56	3.54	2.56	5.83	9.45	6.30	3.31	2.64	9.65	2.68	12.32	4-M10	F10	4-M12	F12	1.06
AE-7000	14.96	3.46	8.94	2.56	4.33	2.76	7.01	11.18	7.05	4.13	3.19	10.43	2.87	13.31	4-M12	F12	4-M16	F14	1.42
AE-9700	14.96	3.46	8.94	2.56	4.33	2.76	7.01	11.18	7.05	4.13	3.19	10.43	2.87	13.31	4-M12	F12	4-M16	F14	1.54



Electric Actuator • AE-1400M - 9700M



Wiring Diagram (1400M)



LT-JV-C 072516

Pneumatic Actuator

Double Acting and Spring Return Rotary



Alpha Series Actuators

Drawing, dimensions and torques on next two pages

Description

Jomar Alpha Series rotary pneumatic actuators are designed for use with quarter-turn ball, butterfly and plug valves as well as damper applications. The Alpha Series actuator is designed for high-cycle applications and can be utilized in hazardous and corrosive environments.

Features

- Hard anodized aluminum body with both internal and external corrosion protection
- Manufactured to fully conform to ISO5211 and DIN3337
- Namur interface mounting of solenoid valves, limit switches and positioners
- Precision honed cylinder surfaces for longer life and low coefficient of friction
- Dual rack and pinion design with multiple bearings and guides
- Blow-out proof output shaft
- Modular type, epoxy coated spring design offers a wide torque range, corrosion resistance and an extended life cycle
- O-ring sealed to prevent outside contamination
- Stainless steel fasteners
- Travel stops are standard on all models
- Manufactured with silicone-free lubricants
- Torque ranges - Double Acting: up to 388,762 in-lb; Spring Return: up to 257,836 in-lb

Model	SQ	ISO	Double Acting Output Torque (in-lb) based on supply pressure (PSI)				Spring Return Output Torque (in-lb) @ 80PSI w/ 11 springs (standard)	
			40	60	80	100	Air Start	Spring End
A_-50	0.43	F03/05	90	135	180	225	109	71
A_-60	0.55	F05/07	183	274	365	457	221	144
A_-70	0.55	F05/07	284	426	567	709	344	223
A_-80	0.67	F05/07	416	625	833	1041	505	328
A_-90	0.67	F05/07	585	878	1170	1483	709	461
A_-100	0.87	F07/10	785	1177	1589	1961	951	618
A_-120	0.87	F07/10	1351	2026	2702	3377	1638	1064
A_-140	1.06	F10/12	1695	2542	3389	4236	2054	1335
A_-160	1.06	F10/12	2767	4150	5533	6917	3354	2179
A_-190	1.42	F14	4552	6827	9103	11379	5518	3585
A_-200	1.42	F14	5719	8579	11438	14298	6934	4504
A_-240	1.81	F16	1132	15197	20263	25329	12284	7979
A_-270	1.81	F16	12709	19064	25418	31773	15409	10009
A_-300	1.81	F16	17832	26747	35663	44579	21620	14043
A_-350	1.81	F16	27282	40923	54563	68204	21724	23523

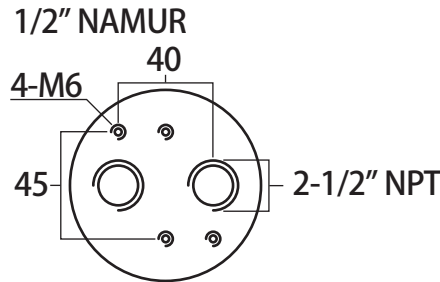
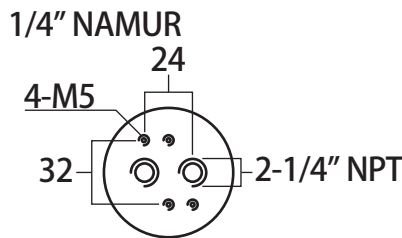
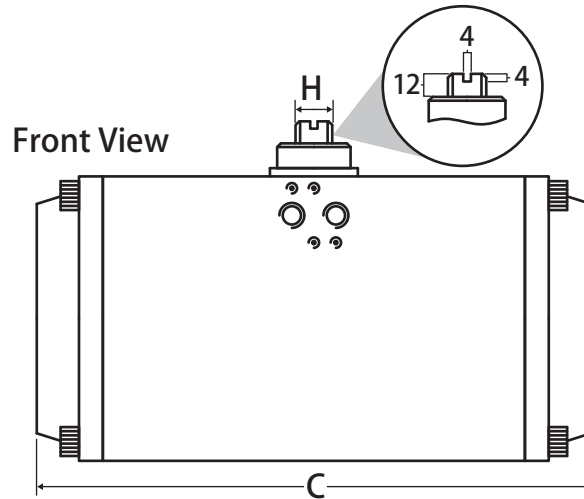
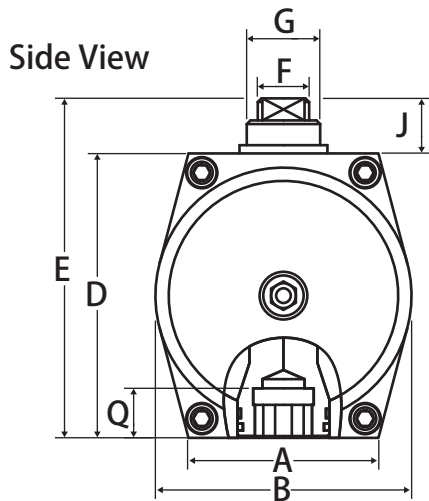
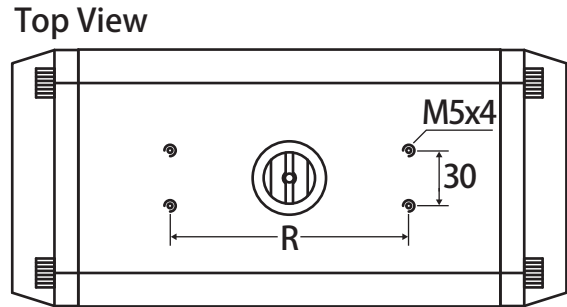
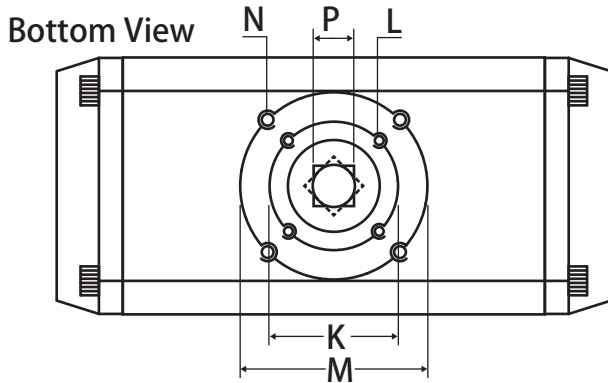
_ = Must specify style: D = Double Acting, S = Spring Return

Pneumatic Actuator



Double Acting and Spring Return Rotary

Page 2



Dimensions

Model	A	B	C	D	E	F	G	H	J	K	L	M	N	P	Q	R(mm)	Air Connection	Air Consumption (In ³)
A_-50	1.97	2.32	5.75	2.92	3.7	0.47	0.55	0.39	0.787	Ø1.42	#10-32UNF	Ø1.97	1/4"-20UNC	0.43	0.55	80	1/4"	15.25
A_-60	2.36	2.83	6.61	3.45	4.25	0.47	0.71	0.39	0.787	Ø1.97	1/4"-20UNC	Ø2.75	5/16"-18UNC	0.55	0.71	80	1/4"	26.85
A_-70	2.56	3.27	7.24	3.93	4.75	0.47	0.71	0.39	0.787	Ø1.97	1/4"-20UNC	Ø2.75	5/16"-18UNC	0.55	0.71	80	1/4"	42.11
A_-80	2.64	3.54	8.03	4.3	5.1	0.55	0.71	0.39	0.787	Ø1.97	1/4"-20UNC	Ø2.75	5/16"-18UNC	0.67	0.83	80	1/4"	60.41
A_-90	2.99	4.09	10.24	4.72	5.55	0.71	0.98	0.55	0.787	Ø1.97	1/4"-20UNC	Ø2.75	5/16"-18UNC	0.67	0.83	80	1/4"	96.42
A_-100	3.54	4.53	10.55	5.23	6.11	0.79	0.98	0.55	0.787	Ø2.75	5/16"-18UNC	Ø4.02	3/8"-16UNC	0.87	1.02	80	1/4"	134.25
A_-120	4.09	5.51	11.73	6.09	6.81	1.1	1.57	0.79	0.787	Ø2.75	5/16"-18UNC	Ø4.02	3/8"-16UNC	0.87	1.02	130	1/4"	210.53
A_-140	4.21	5.98	15.35	6.75	7.43	1.1	1.57	0.79	0.787	Ø4.02	3/8"-16UNC	Ø4.92	1/2"-13UNC	1.06	1.22	130	1/4"	356.99
A_-160	5.04	6.92	18.03	7.76	8.94	1.42	1.57	1.1	1.18	Ø4.02	3/8"-16UNC	Ø4.92	1/2"-13UNC	1.06	1.22	130	1/4"	548.6
A_-190	5.31	8.11	20.67	9	10.25	1.77	2.36	1.26	1.18	-	-	Ø5.51	5/8"-11UNC	1.42	1.57	130	1/4"	875.08
A_-210	5.31	8.9	20.94	10.04	11.22	1.77	2.36	1.26	1.18	-	-	Ø5.51	5/8"-11UNC	1.42	1.57	130	1/4"	1084.39
A_-240	6.1	10.08	23.7	11.33	12.48	1.77	2.36	1.26	1.18	-	-	Ø6.50	3/4"-10UNC	1.81	1.97	130	1/4"	1585.4
A_-270	7.48	11.57	28.43	12.6	13.78	1.77	2.36	1.26	1.18	-	-	Ø6.50	3/4"-10UNC	1.81	1.97	130	1/2"	2498.92
A_-300	7.72	12.75	29.21	13.7	14.88	1.77	2.36	1.26	1.18	-	-	Ø6.50	3/4"-10UNC	1.81	2.36	130	1/2"	3393.53
A_-350	8.66	14.96	33.86	15.83	17	1.77	2.36	1.26	1.18	-	-	Ø6.50	3/4"-10UNC	1.81	2.36	130	1/2"	5163.22

_ = Must specify style: D = Double Acting, S = Spring Return

Pneumatic Actuator

Double Acting and Spring Return Rotary

Page 3

Alpha Series											
Spring Return Output Torque (in-lb)											
AS Size	Spring No	40 PSI		60 PSI		80 PSI		100 PSI		Spring Torque	
		Air Start 0	Air End 90	Air Start 0	Air End 90	Air Start 0	Air End 90	Air Start 0	Air End 90	Spring Start 90	Spring End 0
AS-50	6	51	33	96	78	141	123	186	168	57	39
	7	45	23	90	68	135	113	180	158	67	45
	8			83	58	128	103	173	148	77	52
	9			77	49	122	94	167	139	86	58
	10					116	84	161	129	96	64
	11					109	75	154	120	105	71
12							148	110	115	77	
AS-60	6	105	67	196	158	287	249	379	341	116	78
	7	91	47	182	138	273	229	365	321	136	92
	8			169	119	260	210	352	302	155	105
	9			156	99	247	190	339	282	175	118
	10					234	171	326	263	194	131
	11					221	152	313	244	213	144
12							300	224	233	157	
AS-70	6	162	103	314	245	445	386	587	528	181	122
	7	142	73	294	215	425	356	567	498	211	142
	8			274	185	405	326	547	468	241	162
	9			253	155	384	296	526	438	271	183
	10					364	266	506	408	301	203
	11					344	236	486	378	331	223
12							465	347	362	244	
AS-80	6	237	151	446	360	654	568	862	776	265	179
	7	207	106	416	315	624	523	832	731	310	209
	8			386	271	594	479	802	687	354	239
	9			357	227	565	435	773	643	398	268
	10					535	391	743	599	442	298
	11					505	347	713	555	486	328
12							683	510	531	358	
AS-90	6	334	212	627	505	919	797	1212	1090	373	251
	7	292	150	585	443	877	735	1170	1028	435	293
	8			543	381	835	673	1128	966	497	335
	9			501	319	793	611	1086	904	559	377
	10					751	549	1044	842	621	419
	11					709	486	1002	779	684	461
12							960	717	746	503	
AS-100	6	448	285	840	677	1232	1069	1624	1461	500	337
	7	392	202	784	594	1176	986	1568	1378	583	393
	8			728	510	1120	902	1512	1294	667	449
	9			671	427	1063	819	1455	1211	750	506
	10			615	344	1007	736	1399	1128	833	562
	11					951	652	1343	1044	917	618
12							1287	961	1000	674	
AS-120	6	771	490	1446	1165	2122	1841	2797	2516	861	580
	7	674	347	1349	1022	2025	1698	2700	2373	1004	677
	8			1252	878	1928	1554	2603	2229	1148	774
	9			1156	735	1832	1411	2507	2086	1291	870
	10					1735	1267	2410	1942	1435	967
	11					1638	1124	2313	1799	1578	1064
12							2216	1656	1721	1161	

Alpha Series											
Spring Return Output Torque (in-lb)											
AS Size	Spring No	40 PSI		60 PSI		80 PSI		100 PSI		Spring Torque	
		Air Start 0	Air End 90	Air Start 0	Air End 90	Air Start 0	Air End 90	Air Start 0	Air End 90	Spring Start 90	Spring End 0
AS-140	6	967	615	1814	1462	2661	2309	3508	3156	1080	728
	7	846	435	1693	1282	2540	2129	3387	2976	1260	849
	8			1571	1102	2418	1949	3265	2796	1440	971
	9			1450	922	2297	1769	3144	2616	1620	1090
	10					2176	1589	3023	2436	1800	1210
	11					2054	1410	2901	2257	1979	1330
12							2780	2077	2159	1450	
AS-160	6	1579	1004	2962	2387	4345	3770	5729	5154	1763	1180
	7	1380	710	2763	2093	4146	3476	5530	4860	2057	1380
	8			2565	1800	3948	3183	5332	4567	2350	1580
	9			2367	1506	3750	2889	5134	4273	2644	1780
	10					3552	2595	4936	3979	2938	1980
	11					3354	2301	4738	3685	3232	2170
12							4540	3391	3526	2370	
AS-190	6	2597	1652	4872	3927	7148	6203	9424	8479	2900	1950
	7	2271	1169	4546	3444	6822	5720	9098	7996	3383	2280
	8			4220	2960	6496	5236	8772	7512	3867	2600
	9			3894	2477	6170	4753	8446	7029	4350	2930
	10					5844	4269	8120	6545	4834	3250
	11					5518	3786	7794	6062	5317	3580
12							7469	5579	5800	3910	
AS-200	6	3262	2075	6122	4935	8981	7794	11841	10654	3644	2450
	7	2853	1468	5713	4328	8572	7187	11432	10047	4251	2860
	8			5303	3720	8162	6579	11022	9439	4859	3270
	9			4894	3113	7753	5972	10613	8832	5466	3680
	10					7343	5365	10203	8225	6073	4090
	11					6934	4757	9794	7617	6681	4500
12							9385	7010	7288	4910	
AS-240	6	5780	3676	10845	8741	15911	13807	20977	18873	6456	4350
	7	5054	2601	10119	7666	15185	12732	20251	17798	7531	5070
	8			9394	6590	14460	11656	19526	16722	8607	5800
	9			8669	5514	13735	10580	18801	15646	9683	6520
	10					13009	9504	18075	14570	10759	7250
	11					12284	8428	17350	13494	11835	7970
12							16625	12418	12911	8700	
AS-270	6	7250	4611	13605	10966	19959	17320	26314	23675	8098	5450
	7	6340	3262	12695	9617	19049	15971	25404	22326	9447	6360
	8			11785	8267	18139	14621	24494	20976	10797	7270
	9			10875	6917	17229	13271	23584	19626	12147	8180
	10					16319	11922	22674	18277	13496	9090
	11					15409	10572	21764	16927	14846	10000
12							20854	15577	16196	10910	
AS-300	6	10172	6470	19087	15385	28003	24301	36919	33217	11362	7660
	7	8896	4577	17811	13492	26727	22408	35643	31324	13255	8930
	8			16534	11598	25450	20514	34366	29430	15149	10210
	9			15257	9704	24173	18620	33089	27536	17043	11490
	10					22897	16727	31813	25643	18936	12760
	11					21620	14833	30536	23749	20830	14040
12							29259	21856	22723	15320	

Positioner

Electro-Pneumatic Rotary Positioner



AEP

Features

- Aluminum housing construction
- Visual position indicator
- Enclosure: IP66
- Input: 4-20mA / 0-10 VDC
- Supply: 20-100 PSI
- Impedance: 250 OHM \pm 15 OHM
- Linearity: \pm 2% FS
- Operating Temperature: -4°F to 158°F
- Repeatability: \pm 0.5% FS
- Hysteresis: \pm 1% FS
- Flow Capacity: 80 LPM
- Air Consumption: 3 LPM
- Weight: 6.21 LB
- Enclosure: IP66
- Explosion proof approval: ExdII BT6
- Signal: 1/2" conduit
- Connections: 1/4" air / 1/8" gauge
- For use with 1/4-turn rotary actuators

Positioner

Pneumatic Rotary Positioner



APP

Features

- Aluminum housing construction
- Visual position indicator
- Input: 3-15 PSI
- Supply: 20-100 PSI
- Linearity: \pm 2% FS
- Operating Temperature: -4°F to 158°F
- Repeatability: \pm 0.5% FS
- Hysteresis: \pm 1% FS
- Flow Capacity: 80 LPM
- Air Consumption: 3 LPM
- Weight: 3.7 LB
- Enclosure: IP66
- Connections: 1/4" air / 1/8" gauge
- For use with 1/4-turn rotary actuators

Solenoid Valve

Four Way Solenoid Valve



ASV

Features

- Extruded aluminum body with NBR seal
- 120/60/1 coil with IP 67 rating
- Manual override
- 1/4" NPT exhaust port
- 1/2" NPT conduit connection
- Operating Temp: -40°F to 140°F
- Operating Pressure: 20 to 120 PSI

Options

- 24 VAC
- 240 VAC
- 24 VDC
- 120 VAC explosion proof

Limit Switch

Limit Switch with Dome Indicator



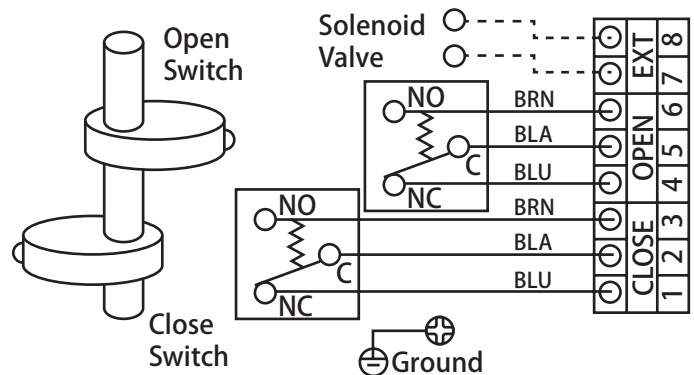
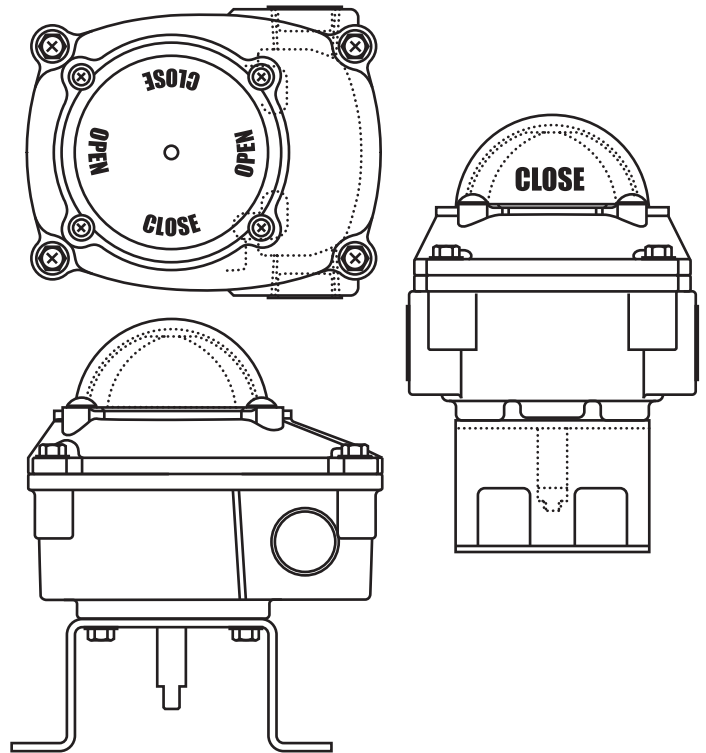
ASM

Features

- Die-cast aluminum, epoxy-polyester coated housing
- O-ring sealed to prevent contaminants from entering switch compartment
- Position indicator manufactured of high-impact polycarbonate; yellow = open / red = closed
- 2 mechanical switches are of SPDT design
- Eight position terminal strip included
- Enclosure is IP 67 weatherproof design
- Stainless steel mounting bracket made to NAMUR

Options

- Explosion proof: EExd IIB T6 and EExd IIC T6
- Switches: Maximum of (4) SPDT mechanical switches
- 2 Proximity switches
- Adjustable mounting bracket



Direct Mount Ball Valve



**2 Piece • Full Port • Threaded Connection • 600 WOG •
with ISO Mounting Pad**



T-100 Direct Mount Series

Features

- Blow-out proof stem
- ISO 5211 mounting pad
- 100% leak tested
- Fits any T-100, S-100 or JP-100

Approvals

- UL Listed (1/4" - 2")
 - VQGU - Trim & drain
 - MHKZ - Manual valves (T-100NE only)
 - YQNZ - Compressed gas shut-off valves (T-100NE only)
 - YRBX - Flammable liquid shut-off valves (T-100NE only)
 - YRPV - Gas shut-off valves (T-100NE only)
 - YSDT - LP gas shut-off valves (T-100NE only)
 - SFJQ - Valves, refrigerant (T-100NE only)
- CSA Certified
 - ANSI Z21.15 (.5 PSIG) (1/4" - 3") (T-100NE only)
 - ASME B16.33 (125 PSIG) (1/2" - 2")
 - ASME B16.38 (125PSIG) (2-1/2" - 4") (T-100NE only)
 - CGA 3.16 (125 PSI) (1/4" - 4")
 - CGA 9.2 (1/4" - 3") (T-100NE only)
- FM Approval (1/4" - 2")
- Delta C (3/8" - 3/4") (T-100NE only)
- MSS SP-110
- ANSI B1.20.1

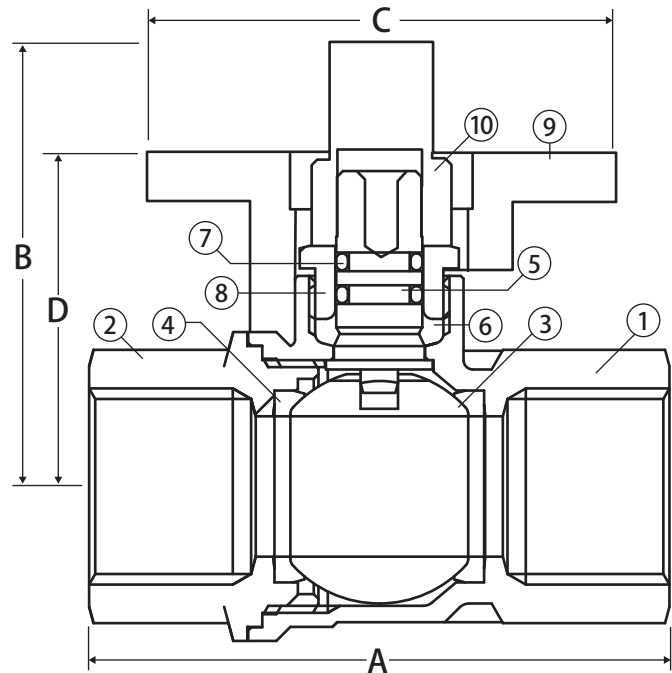
Material Specifications

No.	Part	Materials
1	Body*	Brass - CW617N
2	End Connection*	Brass - CW617N
3	Ball**	T.E.A. Coated Brass - CW617N
4	Seat (2)	Hostaflon® TFM 1600
5	Stem**	Brass - CW614N
6	Packing	Hostaflon® TFM 1600
7	Stem O-Ring (2)	Viton®
8	Packing Gland*	Brass - CW614N
9	Mounting Pad	Brass - CW614N
10	Stem Adapter	302 Stainless Steel
11	Set Screw† (2)	Stainless Steel

*Component may be T.E.A. Coated depending upon selection

**Component may be 316 Stainless Steel depending upon selection

†Component not shown in drawing



Dimensions

Valve	Bracket & Coupler	Size	A	B	C	D	ISO	SQ	Torque
T-100NE									
100-701	A1B-A1C11	1/4"	1.86	1.77	1.97	1.26	F03/F05	0.43	23
100-702	A1B-A1C11	3/8"	1.86	1.77	1.97	1.26	F03/F05	0.43	23
100-703	A1B-A1C11	1/2"	2.45	1.95	1.97	1.50	F03/F05	0.43	35
100-704	A2B-A2C11	3/4"	2.71	2.10	1.97	1.43	F03/F04/F05	0.43	62
100-705	A3B-A3C11	1"	3.30	2.63	1.97	2.12	F05	0.43	89
100-706	A3B-A3C11	1-1/4"	3.80	2.81	1.97	2.35	F05	0.43	132
100-707	A4B-A4C14	1-1/2"	4.16	2.84	2.79	2.44	F05/F07	0.55	177
100-708	A4B-A4C14	2"	5.00	3.65	2.79	3.17	F05/F07	0.55	222
100-709	Fabricated	2-1/2"	6.06				Fabricated		354
100-710	Fabricated	3"	7.08				Fabricated		442
100-711	Fabricated	4"	8.57				Fabricated		620
T-100SSE									
100-501	A1B-A1C11	1/4"	1.86	1.77	1.97	1.26	F03/05	0.43	23
100-502	A1B-A1C11	3/8"	1.86	1.77	1.97	1.26	F03/05	0.43	23
100-503	A1B-A1C11	1/2"	2.45	1.95	1.97	1.50	F03/05	0.43	35
100-504	A2B-A2C11	3/4"	2.71	2.10	1.97	1.43	F03/04/05	0.43	62
100-505	A3B-A3C11	1"	3.30	2.63	1.97	2.12	F05	0.43	89
100-506	A3B-A3C11	1-1/4"	3.80	2.81	1.97	2.35	F05	0.43	132
100-507	A4B-A4C14	1-1/2"	4.16	2.84	2.79	2.44	F05/07	0.55	177
100-508	A4B-A4C14	2"	5.00	3.65	2.79	3.17	F05/07	0.55	222
100-509	Fabricated	2-1/2"	6.06				Fabricated		354
100-510	Fabricated	3"	7.08				Fabricated		442

Note: Torque is in (in-lb)

LIT-JV-C 072516

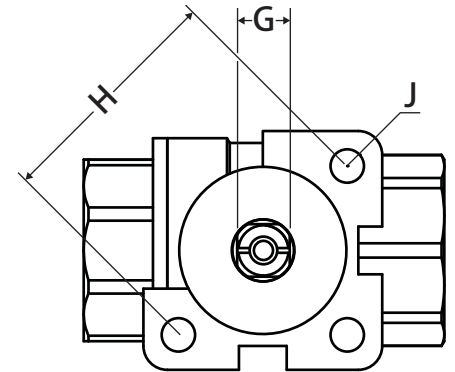
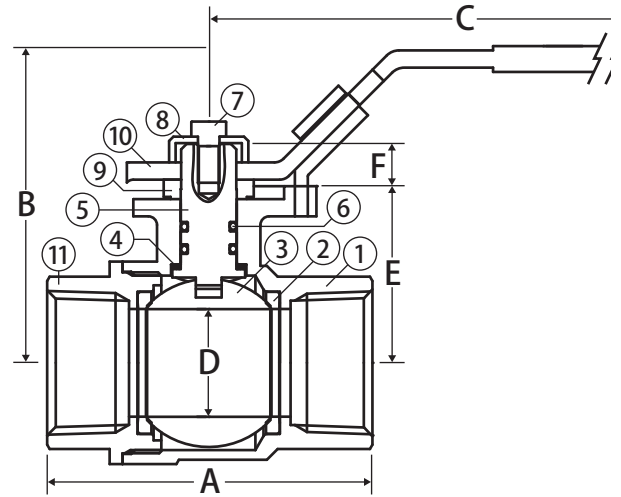
Direct Mount Ball Valve



2 Piece • Full Port • Threaded Connection • 600 WOG • ISO Mounting Pad • Stainless Steel Ball and Stem



A101



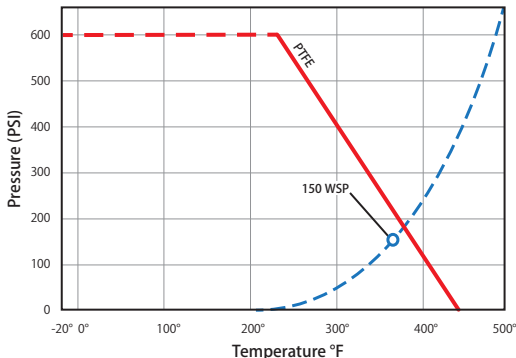
Features

- Dezincification resistant alloy
- ISO 5211 direct mounting pad
- Square valve stem for direct mounting to any ISO actuator
- Blow out proof stem
- Latch lock may be locked in open or closed position
- 100% leak tested
- Wetted surface contains less than .25% lead content

Features

- MSS SP-110
- ANSI B1.20.1

Valve Seat Rating 600 WOG - 150 WSP



Material Specifications

No.	Part	Materials
1	Body	Lead Free Brass - C46500
2	Seat (2)	PTFE
3	Ball	304 Stainless Steel
4	Stem Seat	PTFE
5	Stem	304 Stainless Steel
6	O-ring (2)	Viton®
7	Screw	Nickel Plated Steel
8	Packing Nut	Nickel Plated Brass - C37700
9	Gasket	Nylon
10	Handle	Chrome Plated Steel
11	End Connection	Lead Free Brass

Dimensions

Part No.	Size	A	B	C	D	E	F	G	H	J	ISO
A101-12	1/2"	2.39	2.34	4.76	0.59	1.14	0.37	0.35	1.42	0.23	F03
A101-34	3/4"	2.57	2.48	4.76	0.75	1.28	0.37	0.35	1.42	0.23	F03
A101-1	1"	2.97	2.85	6.73	0.98	1.59	0.39	0.43	1.97	0.28	F05
A101-114	1-1/4"	3.44	3.15	6.73	1.26	1.82	0.39	0.43	1.97	0.28	F05
A101-112	1-1/2"	3.88	3.64	6.73	1.57	2.32	0.43	0.43	1.97	0.28	F05
A101-2	2"	4.29	3.94	6.73	1.94	2.62	0.43	0.43	1.97	0.28	F05

Note: Torque is in (in-lb)

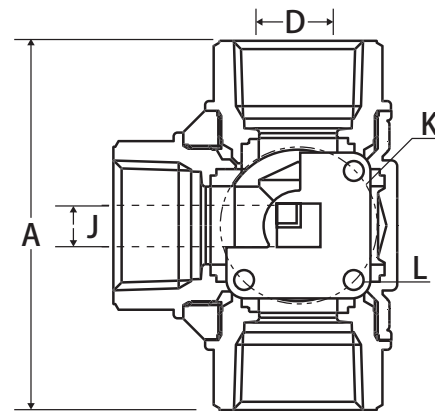
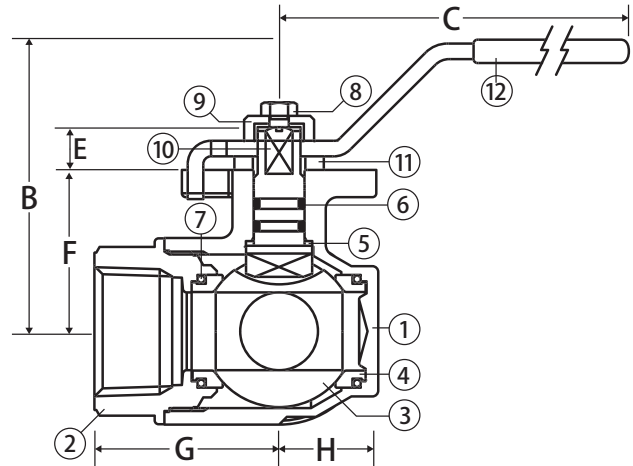
Direct Mount Ball Valve



3-Way • Standard Port • Threaded Connection • 400 WOG • with ISO 5211 Direct Mounting Pad



A751T/L



Features

- ISO 5211 direct mounting pad
- Square valve stem for direct mounting to any ISO actuator
- Four seats design
- Blow-out proof stem
- Temperatures to 344°F
- Ships with lever handle

Approvals

- ANSI B1.20.1

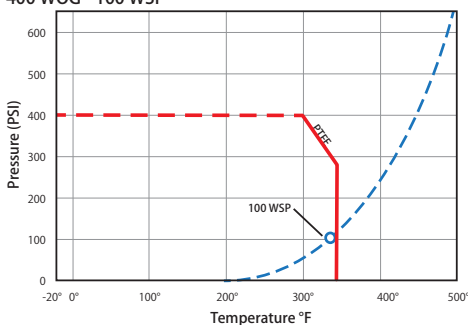
Material Specifications

No.	Part	Materials
1	Body	Brass - CW617N
2	End Connection (3)	Brass - CW617N
3	Ball	Chrome Plated Brass - CW617N
4	Seat (4)	PTFE
5	Stem Seal	PTFE
6	O-ring (2)	Viton®
7	Body O-ring (4)	Viton®
8	Screw*	Steel
9	Bushing*	Brass - CW614N
10	Stem	Brass - CW614N
11	Washer*	Nylon
12	Handle*	Steel

*Only included on lever operated valves

Valve Seat Rating

400 WOG - 100 WSP



		Flow Options					
		T-Port			L-Port		
Lever Assembly							
	Position 1						
	Position 2						

Dimensions

Part No.	Size	A	B	C	D	E	F	G	H	J	K	L	Torque
A750_-14*	1/4"	2.64	2.44	4.72	0.39	0.35	1.20	1.32	0.77	0.35	F03	0.23	54
A750_-38*	3/8"	2.64	2.44	4.72	0.43	0.35	1.20	1.32	0.77	0.35	F03	0.23	54
A751_-12	1/2"	2.87	2.44	4.72	0.43	0.35	1.20	1.44	0.77	0.35	F03	0.23	54
A751_-34	3/4"	3.19	2.52	4.72	0.59	0.35	1.29	1.60	0.87	0.35	F03	0.23	54
A751_-1	1"	3.74	2.95	6.69	0.79	0.43	1.63	1.87	1.00	0.43	F05	0.27	151
A751_-114	1-1/4"	4.39	3.17	6.69	0.98	0.43	1.85	2.20	1.22	0.43	F05	0.27	151
A751_-112	1-1/2"	4.86	3.66	6.69	1.26	0.43	2.34	2.43	1.79	0.43	F05	0.27	151
A751_-2	2"	5.73	4.43	9.05	1.57	0.59	2.90	2.87	1.75	0.55	F07	0.35	275
A750_-212*	2-1/2"	6.93	4.86	9.05	1.95	0.59	3.35	3.47	2.20	0.55	F07	0.35	381
A750_-3*	3"	7.08	4.86	9.05	1.95	0.59	3.35	3.54	2.20	0.55	F07	0.35	381

_ = Must specify ball: T = T-Port, L = L-Port

*1/4" - 3/8" and 2-1/2" - 3" are model A750, see www.jomarvalve.com for detailed specification

Note: Torque is in (in-lb)

LT-JV-C 072516

Direct Mount Ball Valve

2 Piece • Full Port • Flanged Connection • Class 150 •
with ISO Mounting Pad



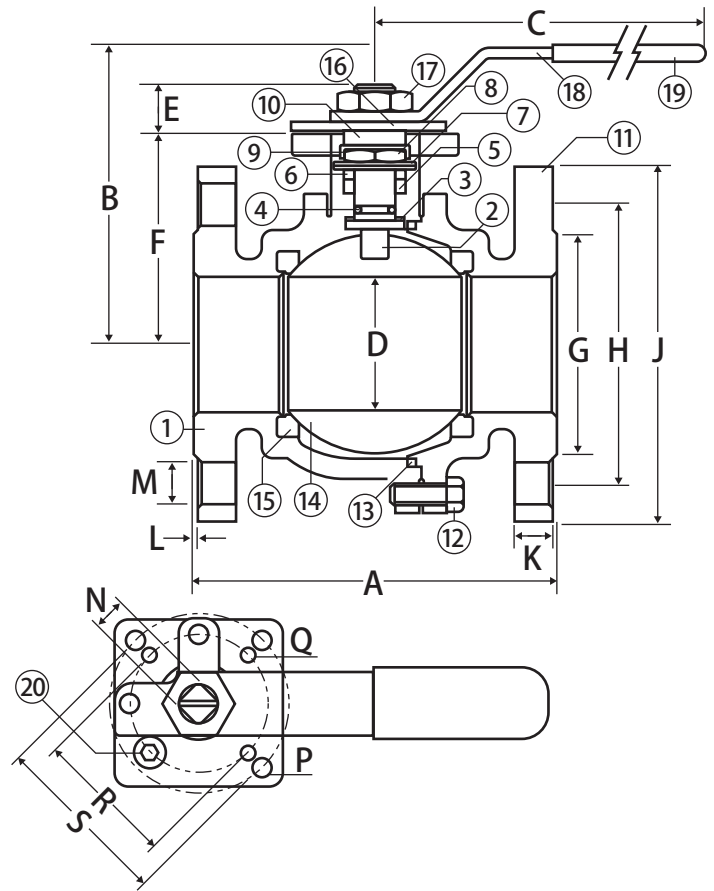
A2020D

Features

- ISO 5211 direct mounting pad
- Blow out proof stem
- Locking device comes standard
- 100 % leak tested
- Wetted surface contains less than .25% lead content

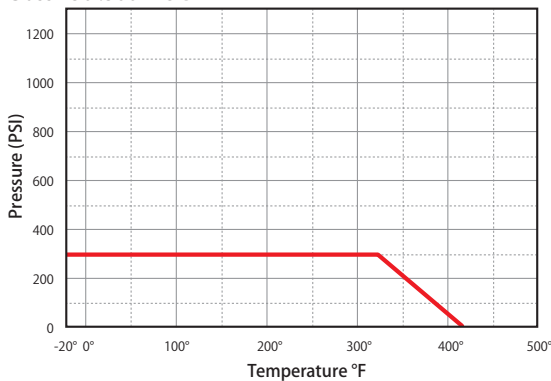
Approvals

- Conforms to ANSI B16.34
- Flange: ANSI B16.5
- Face to Face: ANSI B16.10
- API 598
- NACE MR-01-75



Valve Seat Rating

Class 150 :300 WOG



Material Specifications

No.	Part	Materials	No.	Part	Materials
1	Body	CF8M	13	Gasket	PTFE
2	Stem	SS316	14	Ball	SS316
3	Thrust Washer	RPTFE	15	Ball Seat	RPTFE
4	O-Ring	Viton®	16	Stopper Plate	SS304
5	Stem Packing	PTFE	17	Handle Nut	SS304
6	Gland	SS304	18	Handle	SS304
7	Disk Washer	SS301	19	Sleeve	Plastic
8	Stem Nut	SS304	20	Stop Pin	SS304
9	Nut Stop	SS304	21	Set Bolt*	SS304
10	Washer	SS304	22	Lever Head*	CF8
11	Flanged End	CF8M	23	Pipe Handle*	Steel Pipe
12	Bolt	SS304			

* Not shown and only on 2-1/2" + valves

Dimensions

Part No.	Size	A	B	C	D	E	F	G	H	J	K	L	M	N	P	Q	R	S	Bolts	Torque
A2020D-12	1/2"	4.25	3.15	5.12	0.59	0.43	1.89	1.38	2.38	3.50	0.45	0.06	0.63	0.35	0.24	0.24	1.42	1.65	4	63.7
A2020D-34	3/4"	4.61	3.15	5.12	0.79	0.43	2.09	1.69	2.76	3.86	0.45	0.06	0.63	0.35	0.24	0.24	1.42	1.65	4	83.2
A2020D-1	1"	5.00	3.54	6.50	0.98	0.55	2.32	2.01	3.13	4.25	0.45	0.06	0.63	0.43	0.28	0.24	1.65	1.97	4	117
A2020D-114	1-1/4"	5.51	4.02	6.50	1.26	0.55	2.80	2.52	3.50	4.61	0.50	0.06	0.63	0.43	0.28	0.24	1.65	1.97	4	161
A2020D-112	1-1/2"	6.50	4.33	8.07	1.50	0.71	2.99	2.87	3.88	5.00	0.56	0.06	0.63	0.55	0.36	0.28	1.97	2.76	4	266
A2020D-2	2"	7.01	4.72	8.07	1.97	0.71	3.35	3.62	4.74	5.98	0.63	0.06	0.75	0.55	0.36	0.28	1.97	2.76	4	319
A2020D-212	2-1/2"	7.48	5.51	11.81	2.56	0.91	3.68	4.13	5.49	7.01	0.70	0.06	0.75	0.67	0.45	0.36	2.76	4.02	4	841
A2020D-3	3"	7.99	5.91	13.39	3.15	0.91	4.06	5.00	6.00	7.48	0.75	0.06	0.75	0.67	0.45	0.36	2.76	4.02	4	1170
A2020D-4	4"	9.02	7.09	16.54	3.94	0.98	5.20	6.18	7.50	9.02	0.94	0.06	0.75	0.87	0.53	0.45	4.02	4.92	8	2170

Note: Torque is in (in-lb)

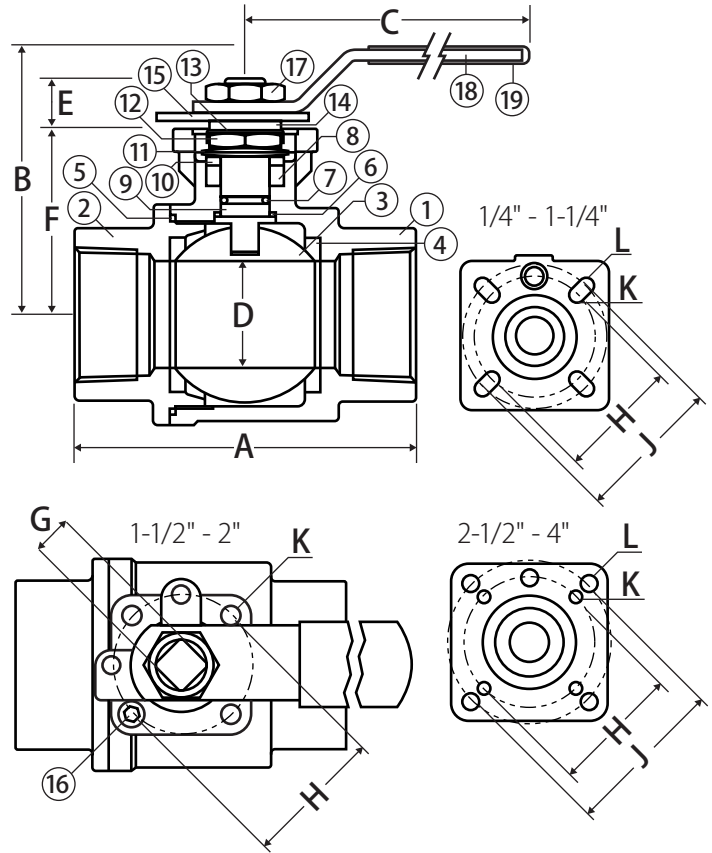
Direct Mount Ball Valve



2 Piece • Full Port • Threaded Connection • 1000 WOG • with ISO Mounting Pad



A1001



Features

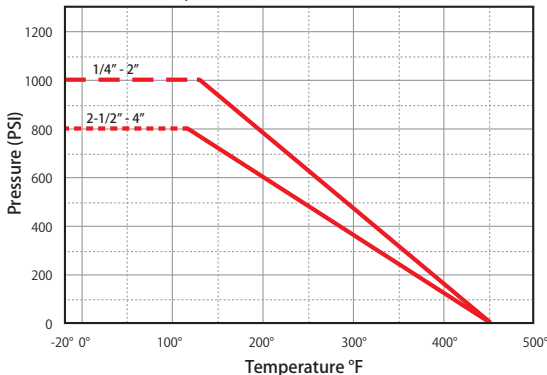
- Blow-out proof stem
- Adjustable stem packing
- ISO 5211 direct mounting pad
- Locking device may be locked in open or closed position
- 100% leak tested
- Wetted surface contains less than .25% lead content

Approvals

- MSS SP-110
- ANSI B1.20.1

Valve Seat Rating

1/4" - 2" 1000 WOG, 2-1/2" - 4" 800 WOG



No.	Part	Materials	No.	Part	Materials
1	Body	CF8M	13	Nut Stop	SS304
2	End Cap	CF8M	14	Space Washer	SS304
3	Ball	SS316	15	Plate	SS304
4	Seat	PTFE	16	Stop Pin	SS304
5	Gasket	PTFE	17	Handle Nut	SS304
6	Thrust Washer	RPTFE	18	Handle	SS304
7	O-Ring	Viton®	19	Sleeve	Plastic
8	Stem Packing	PTFE	20	Set Bolt*	SS304
9	Stem	SS316	21	Lever Head*	CF8
10	Fland	SS304	22	Lever *	Steel Pipe
11	Disc Washer	SS301			
12	Stem Nut	SS304			

* Not shown and only on 2-1/2" + valves

Dimensions

Part No.	Size	A	B	C	D	E	F	G	H	J	K	L	Torque
A1001-14	1/4"	2.22	2.60	5.12	0.43	0.35	1.46	0.35	1.42	1.65	0.24	0.24	45
A1001-38	3/8"	2.22	2.60	5.12	0.49	0.35	1.46	0.35	1.42	1.65	0.24	0.24	45
A1001-12	1/2"	2.32	2.60	5.12	0.59	0.35	1.46	0.35	1.42	1.65	0.24	0.24	54
A1001-34	3/4"	2.81	2.72	5.12	0.79	0.43	1.57	0.35	1.42	1.65	0.24	0.24	62
A1001-1	1"	3.13	3.15	6.30	0.98	0.55	1.89	0.43	1.65	1.97	0.24	0.28	85
A1001-114	1-1/4"	3.62	3.35	6.30	1.26	0.55	2.11	0.43	1.65	1.97	0.24	0.28	142
A1001-112	1-1/2"	4.11	3.86	8.07	1.50	0.71	2.50	0.55	1.97	-	0.28	-	239
A1001-2	2"	4.86	4.17	8.07	1.97	0.71	2.83	0.55	1.97	-	0.28	-	460
A1001-212	2-1/2"	6.54	5.79	12.20	2.50	0.71	3.68	0.67	2.76	4.02	0.35	0.44	602
A1001-3	3"	7.28	6.18	12.20	3.07	0.71	4.09	0.67	2.76	4.02	0.35	0.44	753

Note: Torque is in (in-lb)

Direct Mount Ball Valve

3 Piece 4 Bolt • Full Port • Threaded Connection • 1000 WOG • with ISO Mounting Pad



A1000

Features

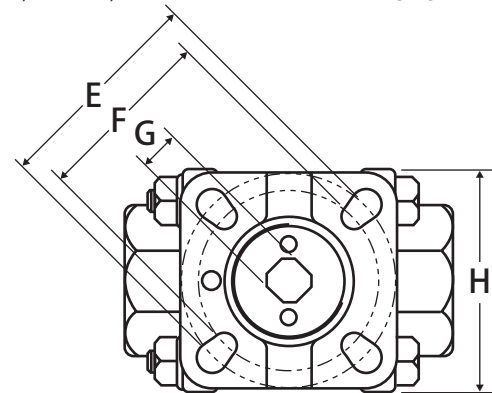
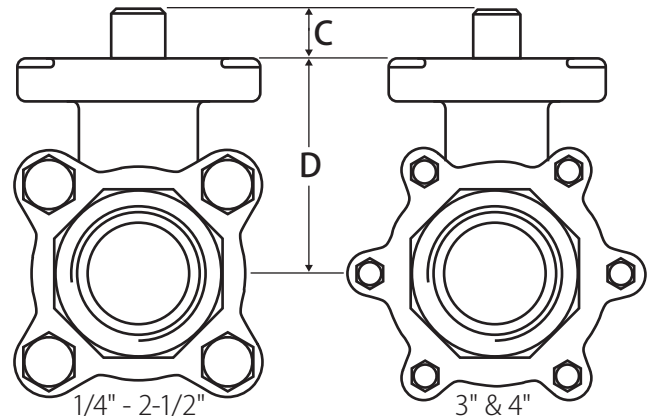
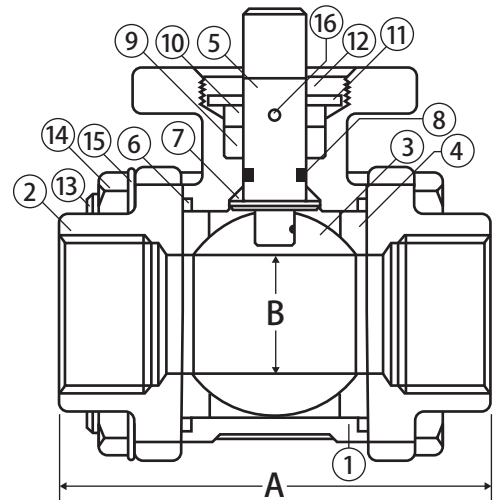
- Blow out proof stem
- Adjustable stem packing
- ISO 5211 mounting pad
- 3-piece swing out body
- Wetted surface contains less than .25% lead content
- Spring return handle available

Approvals

- MSS SP-110
- ANSI B1.20.1

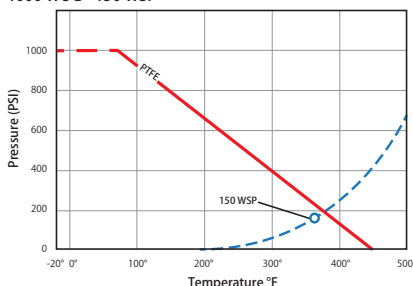
Material Specifications

No.	Part	Materials
1	Body	CF8M Stainless Steel
2	End Cap (2)	CF8M Stainless Steel
3	Ball	CF8M Stainless Steel
4	Seat (2)	PTFE
5	Stem	316 Stainless Steel
6	Body Seal (2)	PTFE
7	Stem Seal	PTFE
8	Stem O-Ring	Viton®
9	Packing (2)	PTFE
10	Packing Ring	304 Stainless Steel
11	Belleville washer (2)	301 Stainless Steel
12	Packing Plate	304 Stainless Steel
13	Body Bolt (4 or 6)	304 Stainless Steel
14	Body Nut (4 or 6)	304 Stainless Steel
15	Lock Washer (8 or 12)	304 Stainless Steel
16	Anti-Static Device (2)	316 Stainless Steel



Valve Seat Rating

1000 WOG - 150 WSP



Dimensions

Part No.	Size	A	B	C	D	E	F	G	H	Torque	ISC
A1000-14	1/4"	2.56	0.39	0.28	1.65	1.65	1.41	0.35	1.83	40	F03,
A1000-38	3/8"	2.56	0.39	0.28	1.65	1.65	1.41	0.35	1.83	40	F03,
A1000-12	1/2"	2.96	0.63	0.35	1.57	1.65	1.41	0.35	1.65	40	F03,
A1000-34	3/4"	3.15	0.88	0.35	1.73	1.65	1.41	0.35	1.65	60	F03,
A1000-1	1"	3.55	1.13	0.43	2.04	1.97	1.65	0.43	1.97	70	F04,
A1000-114	1-1/4"	4.33	1.38	0.43	2.28	1.97	1.65	0.43	1.97	110	F04,
A1000-112	1-1/2"	4.75	1.63	0.55	2.67	2.75	1.97	0.55	2.75	170	F05,
A1000-2	2"	5.52	1.97	0.55	3.00	2.75	1.97	0.55	2.75	250	F05,
A1000-212	2-1/2"	7.29	2.55	0.70	3.86	4.01	2.75	0.67	4.01	650	F07/
A1000-3	3"	8.00	3.00	0.70	4.33	4.01	2.75	0.67	4.01	850	F07/
A1000-4	4"	9.50	3.93	0.94	4.96	4.92	4.01	0.86	4.92	950	F010

Note: Torque is in (in-lb)

Direct Mount Ball Valve



**3 Piece 4 Bolt Enclosed • Full Port • Threaded Connection •
2000 WOG • with ISO Mounting Pad**



A2000

Features

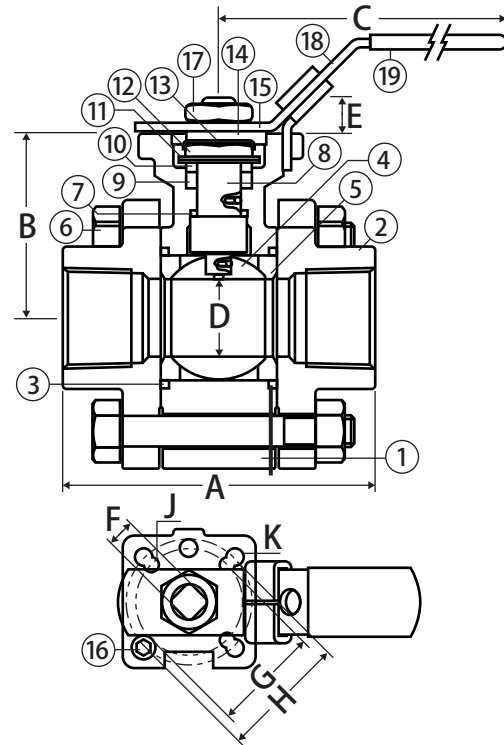
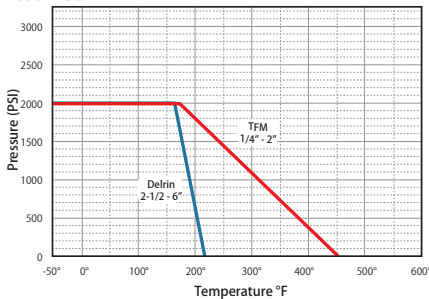
- ISO 5211 direct mounting pad
- Blow out proof stem
- 100 % leak tested
- Wetted surface contains less than .25% lead content
- Latch lock handle may be locked in open or closed position
- Cryogenic handle extension available
- Steam jacket available
- Bolt pattern and quantity vary with size, contact Jomar for more information
- Spring return handle available

Approvals

- Conforms to ANSI B16.34
- MSS SP-110
- ANSI B1.20.1

Valve Seat Rating

2000 WOG



Material Specifications

No.	Part	Materials	No.	Part	Materials
1	Body	CF8M	11	Disc Washer	SS304
2	End Cap	CF8M	12	Stem Nut	SS304
3	Gasket (Body)	TFM	13	Nut Stop	SS304
4	Ball	SS316	14	Space Washer	SS304
5	Ball Seats	TFM/Delrin	15	Plater	SS304
6	Bolts	SS304	16	Stop Pin	SS304
7	Thrust Washer	TFM	17	Handle Nut	SS304
7a	Thrust Washer	PEEK	18	Handle	SS304
8	Stem	SS316	19	Handle Cover	Plastic
8a	Half Split Ring	SS316	20	Set Bolt*	SS304
8b	Anti-Static	SS316	21	Lever Head*	CF8
9	Stem Packing	TFM	22	Lever *	Steel Pipe
10	Gland Washer	SS304			

*Not shown and only on 2-1/2" + valves

Dimensions

Part No.	Size	A	B	C	D	E	F	G	H	J	K	Torque
A2000-14	1/4"	2.62	1.81	5.12	0.43	0.37	0.35	1.42	1.65	0.24	0.24	71
A2000-38	3/8"	2.62	1.81	5.12	0.49	0.37	0.35	1.42	1.65	0.24	0.24	71
A2000-12	1/2"	2.76	1.89	5.12	0.59	0.37	0.35	1.42	1.65	0.24	0.24	107
A2000-34	3/4"	3.62	2.09	6.10	0.79	0.47	0.43	1.65	1.97	0.24	0.24	133
A2000-1	1"	4.13	2.32	6.10	0.98	0.47	0.43	1.65	1.97	0.24	0.28	160
A2000-114	1-1/4"	4.37	2.44	8.07	1.26	0.57	0.55	1.97	2.76	0.28	0.36	222
A2000-112	1-1/2"	4.88	2.76	8.07	1.50	0.57	0.55	1.97	2.76	0.28	0.36	416
A2000-2	2"	5.91	3.54	11.81	1.97	0.75	0.67	2.76	4.02	0.36	0.45	735
A2000-212	2-1/2"	6.50	4.13	13.78	2.50	0.71	0.67	2.76	4.02	0.36	0.45	1461
A2000-3	3"	7.68	4.69	15.75	3.07	0.98	0.87	4.02	4.92	0.45	0.53	2213
A2000-4	4"	9.65	5.67	14.96	3.90	0.98	0.87	4.02	4.92	0.45	0.53	3364

Note: Torque is in (in-lb)

Direct Mount Ball Valve

**3 Piece 4 Bolt Enclosed • Full Port • Threaded Connection •
3000 WOG • with ISO Mounting Pad**



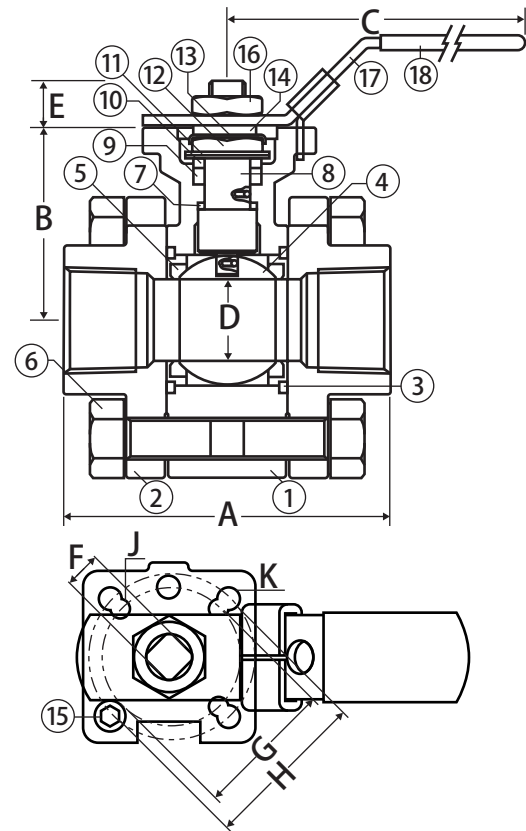
A3000

Features

- ISO 5211 direct mounting pad
- Blow out proof stem
- 100 % leak tested
- Wetted surface contains less than .25% lead content
- Locking device may be locked in open or closed position
- Bolt pattern and quantity vary with size, contact Jomar for more information
- Spring return handle available

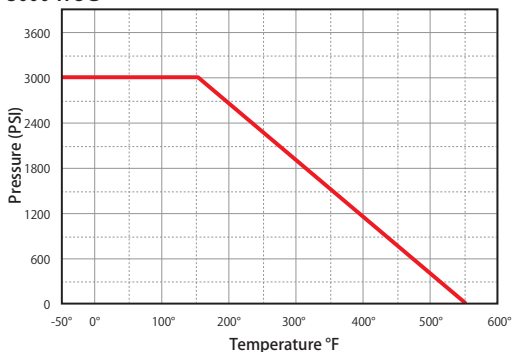
Approvals

- Conforms to ANSI B16.34
- MSS SP-110
- ANSI B1.20.1



Valve Seat Rating-Peek

3000 WOG



Material Specifications

No.	Part	Materials	No.	Part	Materials
1	Body	CF8M	10	Gland Washer	SS304
2	End Cap	CF8M	11	Disc Washer	SS301
3	Gasket	TFM	12	Stem Nut	SS304
4	Ball	SS316	13	Nut Stop	SS304
5	Seat	PEEK	14	Space Washer	SS304
5a	Seat Housing	SS316	15	Stop Pin	SS304
6	Bolt	SS304	16	Handle Nut	SS304
7	Thrust Washer	TFM	17	Handle	SS304
7a	Thrust Washer	PEEK	18	Sleeve	Plastic
8	Stem	SS316	19	Lever Head*	CF8
8a	Half Split Ring	SS316	20	Set Bolt*	SS304
8b	Anti-Static	SS316	21	Lever*	Steel Pipe
9	Stem Packing	TFM			

* Not shown and only on 2-1/2" + valves

Dimensions

Part No.	Size	A	B	C	D	E	F	G	H	J	K	Torque
A3000-14	1/4"	2.62	1.81	5.12	0.43	0.37	0.35	1.42	1.65	0.24	0.28	95
A3000-38	3/8"	2.62	1.81	5.12	0.43	0.37	0.35	1.42	1.65	0.24	0.28	95
A3000-12	1/2"	2.76	1.89	5.12	0.59	0.37	0.35	1.42	1.65	0.24	0.28	95
A3000-34	3/4"	3.62	2.09	6.10	0.79	0.47	0.43	-	1.97	-	0.28	125
A3000-1	1"	4.13	2.32	6.10	0.98	0.47	0.43	-	1.97	-	0.28	175
A3000-114	1-1/4"	4.49	2.91	8.07	1.26	0.63	0.55	1.97	2.76	0.28	0.36	700
A3000-112	1-1/2"	5.04	3.15	8.07	1.50	0.63	0.55	1.97	2.76	0.28	0.36	800
A3000-2	2"	6.22	3.78	13.78	1.97	0.79	0.67	2.76	4.02	0.36	0.45	950
A3000-212	2-1/2"	7.10	4.33	15.75	2.50	0.98	0.87	4.02	4.92	0.45	0.53	1000
A3000-3	3"	7.72	4.96	19.69	3.07	0.98	0.87	4.02	4.92	0.45	0.53	1200

Direct Mount Ball Valve



**3 Piece 4 Bolt • Standard Port • Tri-Clamp Connection •
1000 WOG • with ISO Mounting Pad**



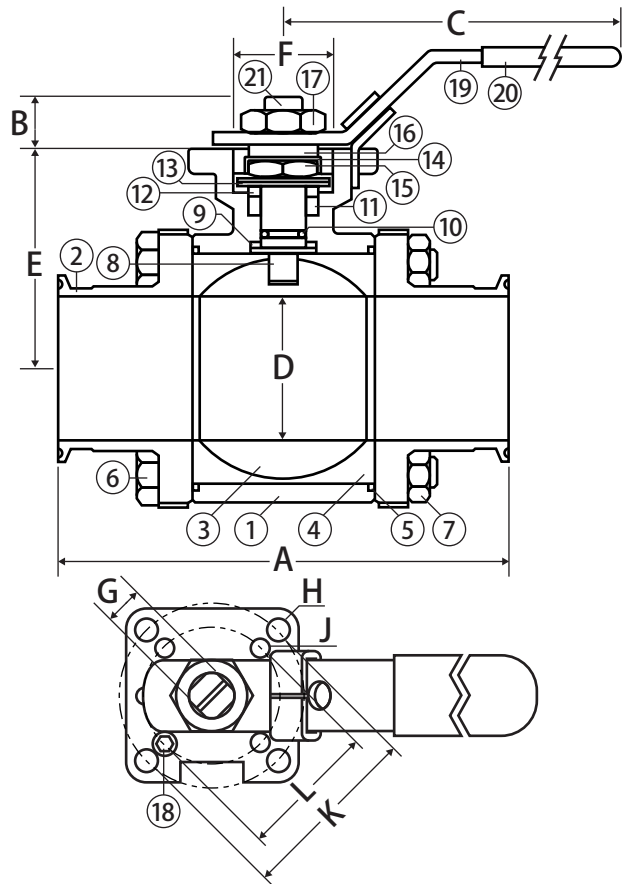
A9000TD

Features

- ISO 5211 direct mounting pad
- Blow out proof stem
- 10RA I.D. finish
- Cavity filled seats
- 100% leak tested
- Wetted surface contains less than .25% lead content
- Latch Lock handle may be locked in open or closed position
- 4" is 6 bolt design
- Spring return handle available

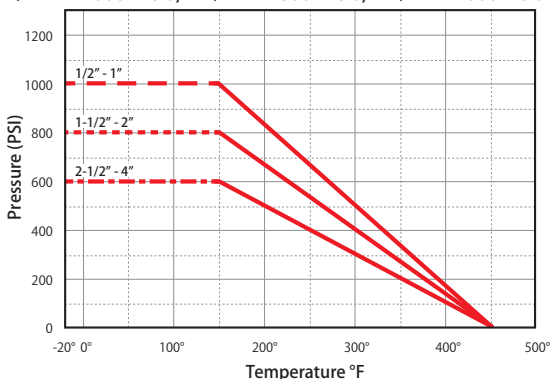
Approvals

- ISO 2852



Valve Seat Rating

1/2" - 1" 1000 WOG, 1-1/2" - 2" 800 WOG, 2-1/2" - 4" 600WOG



Material Specifications

No.	Part	Materials	No.	Part	Materials
1	Body	A351 GR. CF8M	13	Disc Washer	SS301
2	End Cap	A351 GR. CF8M	14	Nut Stopper	SS304
3	Ball	SS316	15	Stem Nut	SS304
4	Ball Seat	PTFE	16	Space Washer	SS304
5	Gasket	PTFE	17	Handle Nut	SS304
6	Body Bolt	SS304	18	Stop Pin	SS304
7	Body Nut	SS304	19	Handle	SS304
8	Stem	SS316	20	Sleeve	Plastic
9	Thrust Washer	RPTFE	21	Set Bolt*	SS304
10	O-Ring	Viton®	22	Lever Head*	CF8
11	Stem Packing	PTFE	23	Lever*	Steel Pipe
12	Gland Washer	SS304			

* Not shown and only on 2-1/2" + valves

Dimensions

Part No.	Size	A	B	C	D	E	F	G	H	J	K	L	ISO	Torque
A9000TD-12	1/2"	3.50	0.37	5.31	0.38	1.38	0.98	0.35	0.24	0.24	1.65	1.42	F03/F04	62
A9000TD-34	3/4"	4.00	0.37	5.31	0.62	1.54	0.98	0.35	0.24	0.24	1.65	1.42	F03/F04	71
A9000TD-1	1"	4.50	0.55	6.10	0.87	1.89	1.18	0.43	0.28	0.24	1.97	1.65	F04/F05	98
A9000TD-112	1-1/2"	5.50	0.71	8.07	1.37	2.40	1.38	0.55	0.36	0.28	2.76	1.97	F05/F07	266
A9000TD-2	2"	6.25	0.71	8.07	1.87	2.76	1.38	0.55	0.36	0.28	2.76	1.97	F05/F07	293
A9000TD-212	2-1/2"	6.75	0.87	11.42	2.37	3.54	2.17	0.67	0.44	0.35	4.02	2.76	F07/F10	664
A9000TD-3	3"	7.75	0.87	11.42	2.87	3.90	2.17	0.67	0.44	0.35	4.02	2.76	F07/F10	832
A9000TD-4	4"	9.50	1.02	13.19	3.83	5.16	2.76	0.87	0.53	0.44	4.92	4.02	F10/F12	1027

Note: Torque is in (in-lb)

Direct Mount Ball Valve

3-Way • Full Port • Threaded Connection • 1000 WOG • with ISO Mounting Pad



A850T/L

Features

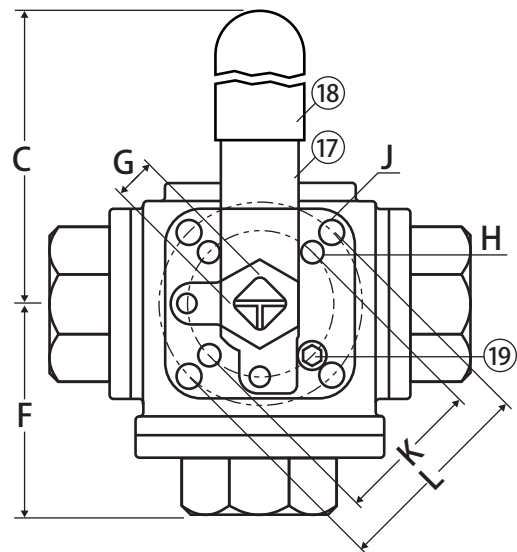
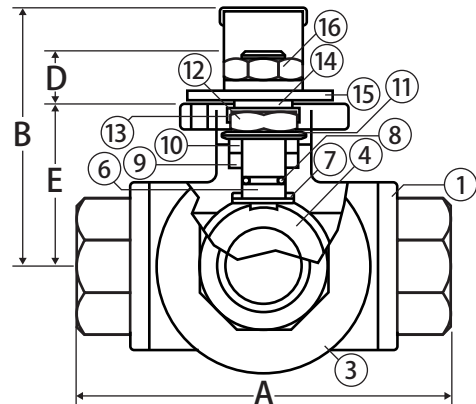
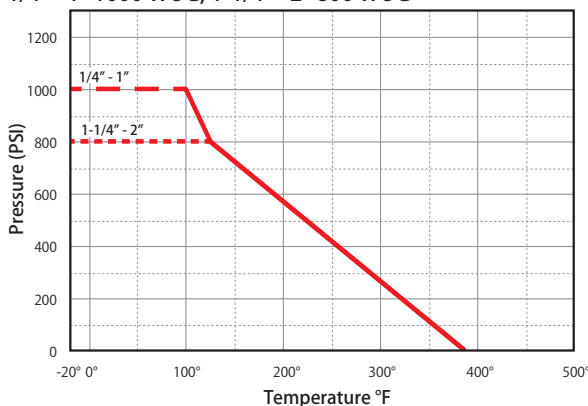
- ISO 5211 mounting pad
- Self adjusting stem packing
- Blow-out proof stem design
- Temperature range: -20°F to 450°F
- Four seat standard
- Locking device may be locked in open or closed position
- 100% tested
- Wetted surface contains less than .25% lead content

Approvals

- ANSI B1.20.1

Valve Seat Rating

1/4" - 1" 1000 WOG, 1-1/4" - 2" 800 WOG



Material Specifications

No.	Part	Materials	No.	Part	Materials
1	End Cap	CF8M	11	Disc Washer	SS301
2	Gasket*	PTFE	12	Stem Nut	SS304
3	Body	CF8M	13	Nut Stop	SS304
4	Ball	SS316	14	Space Washer	SS304
5	Seat*	PTFE	15	Stopper Plate	SS304
6	Stem	SS316	16	Handle Nut	SS304
7	Thrust Washer	RPTFE	17	Handle	SS304
8	O-Ring	Viton	18	Sleeve	Plastic
9	Stem Packing	PTFE	19	Stop Pin	SS304
10	Gland	SS304			*Not Shown

Dimensions

Part No.	Size	A	B	C	D	E	F	G	H	J	K	L	Port	Torque
A850_-14	1/4"	2.83	2.44	5.12	0.37	1.46	1.38	0.35	0.24	0.24	1.42	1.65	0.43	107
A850_-38	3/8"	2.83	2.44	5.12	0.37	1.46	1.38	0.35	0.24	0.24	1.42	1.65	0.47	107
A850_-12	1/2"	3.33	2.52	5.12	0.43	1.65	1.59	0.35	0.24	0.24	1.42	1.65	0.59	133
A850_-34	3/4"	3.94	3.23	6.50	0.55	1.93	1.95	0.43	0.24	0.28	1.65	1.97	0.79	160
A850_-1	1"	4.45	3.50	6.50	0.55	2.17	2.22	0.43	0.24	0.28	1.65	1.97	0.98	293
A850_-114	1-1/4"	4.94	3.86	8.07	0.67	2.48	2.44	0.55	0.28	0.36	1.97	2.76	1.26	532
A850_-112	1-1/2"	5.91	4.25	8.07	0.63	2.91	2.89	0.55	0.28	0.36	1.97	2.76	1.50	664
A850_-2	2"	6.85	5.51	12.80	0.83	3.62	3.43	0.67	0.36	0.45	2.76	4.02	1.97	744

Note: Torque is in (in-lb)

_ in part number must specify ball- T = T-port; L = L-port

Direct Mount Ball Valve



Reduced Port • 3-Way Flanged Connection • Class 150



A-766L

Features

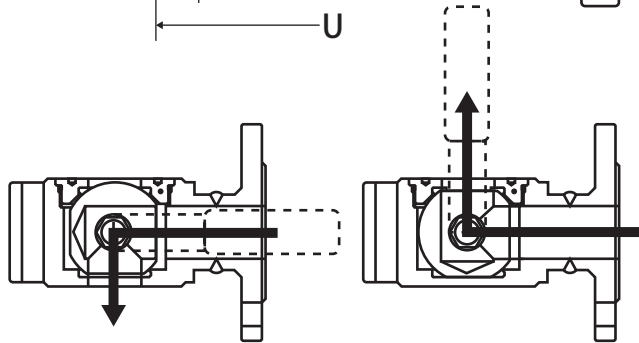
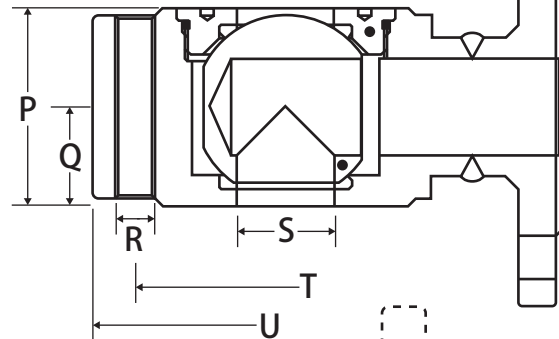
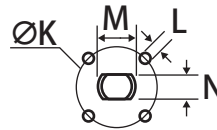
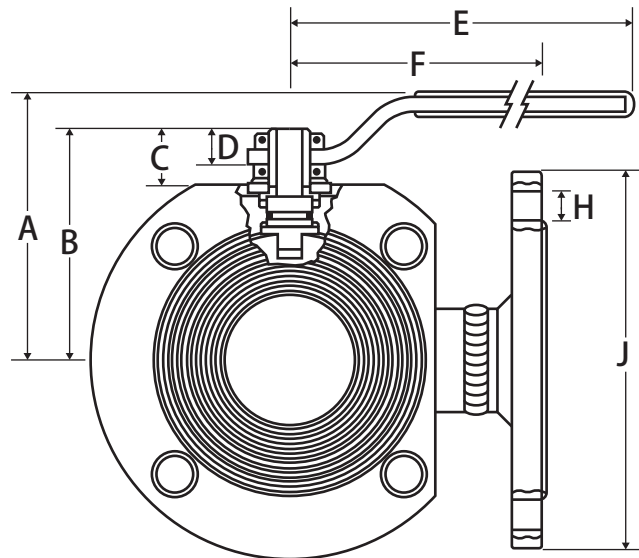
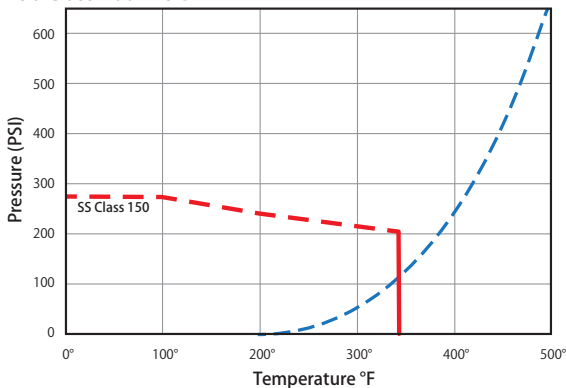
- Compact design
- AISI 316 stainless steel
- ANSI 150 flanged
- Max Temp 344°F
- Blow out proof stem
- 100% tested
- L-port style
- T-port available upon request
- Wetted surface contains less than .25% lead content
- Contact Jomar Valve for material specs

Approvals

- ASME/ANSI B16.5

Valve Seat Rating

150 Class 200 WOG



LT-JV-C 072516

Dimensions

Part No.	Size	A	B	C	D	E	F	H	J	ØK	L	M	N	P	Q	R	S	T	U
A766L-12	1/2"	2.54	1.85	0.61	0.35	5.17	2.99	4 x 0.62	3.50	F03	4 x M5	0.39	0.27	1.57	0.78	4x1/2"	0.39	2.38	3.50
A766L-34	3/4"	2.71	1.95	0.53	0.35	5.17	3.23	4 x 0.62	3.88	F03	4 x M5	0.39	0.27	1.57	0.78	4x1/2"	0.59	2.75	3.88
A766L-1	1"	3.17	2.32	0.70	0.49	6.87	3.38	4 x 0.62	4.25	F04	4 x M5	0.47	0.31	1.81	0.90	4x1/2"	0.78	3.12	4.25
A766L-114	1-1/4"	3.33	2.52	0.61	0.45	6.87	3.93	4 x 0.62	4.62	F04	4 x M5	0.47	0.31	2.28	1.14	4x1/2"	0.98	3.50	4.62
A766L-112	1-1/2"	4.03	3.07	0.96	0.51	9.86	4.13	4 x 0.62	5.00	F05	4 x M6	0.63	0.39	2.79	1.39	4x1/2"	1.26	3.88	5.00
A766L-2	2"	4.29	3.35	0.98	0.53	9.86	4.52	4 x 0.75	6.00	F05	4 x M6	0.63	0.39	3.22	1.61	4x5/8"	1.57	4.75	6.00
A766L-212	2-1/2"	4.29	4.11	1.10	0.71	12.65	4.92	4 x 0.75	7.00	F07	4 x M8	0.78	0.55	4.17	2.08	4x5/8"	1.97	5.50	7.00
A766L-3	3"	5.37	4.45	1.10	0.71	12.65	5.90	4 x 0.75	7.50	F07	4 x M8	0.78	0.55	4.80	2.40	4x5/8"	2.52	6.00	7.50
A766L-4	4"	6.12	5.35	1.36	0.86	15.01	6.26	8 x 0.75	9.00	F10	4 x M10	0.94	0.70	5.98	2.99	8x5/8"	2.99	7.50	9.00

Bronze Y-pattern Swing Check Valve

Threaded Connection • 300 WOG • Class 150



T-511

Features

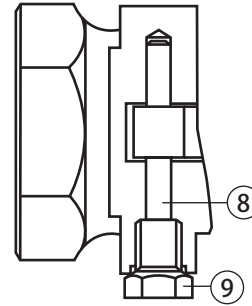
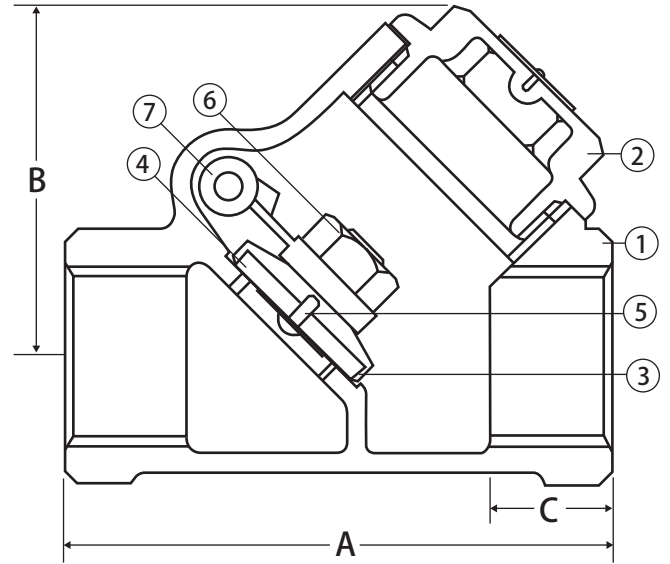
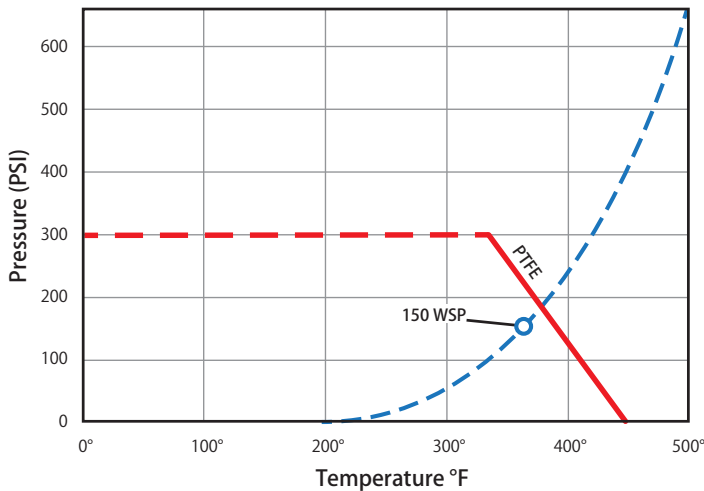
- Constructed of 85-5-5-5 bronze
- Can be installed in the vertical or horizontal position

Approvals

- MSS SP-80
- ANSI B1.20.1

Valve Seat Rating

300 WOG - 150 WSP



Material Specifications

No.	Part	Materials
1	Body	Bronze
2	Cap	Bronze
3	Disc	Bronze
4	Seat	PTFE
5	Seat Screw	Brass
6	Seat Nut	Brass
7	Hinge Arm	Bronze
8	Hinge Pin	Brass
9	Hinge Screw	Brass

Dimensions

Part No.	Size	A	B	C
105-303	1/2"	2.36	1.77	0.54
105-304	3/4"	2.76	1.97	0.57
105-305	1"	3.40	2.28	0.70
105-306	1-1/4"	3.78	2.67	0.71
105-307	1-1/2"	4.57	2.95	0.75
105-308	2"	5.35	3.70	0.79
105-309	2-1/2"	6.72	4.65	1.14
105-310	3"	7.55	5.47	1.18

Bronze Y-pattern Swing Check Valve

Solder Connection • 300 WOG • Class 150



S-511

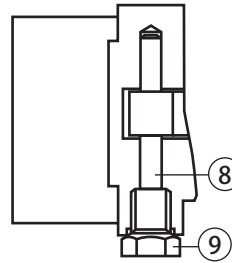
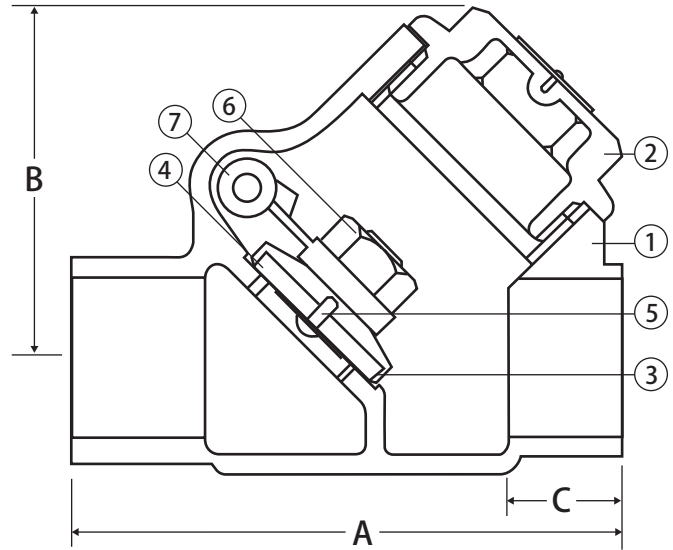
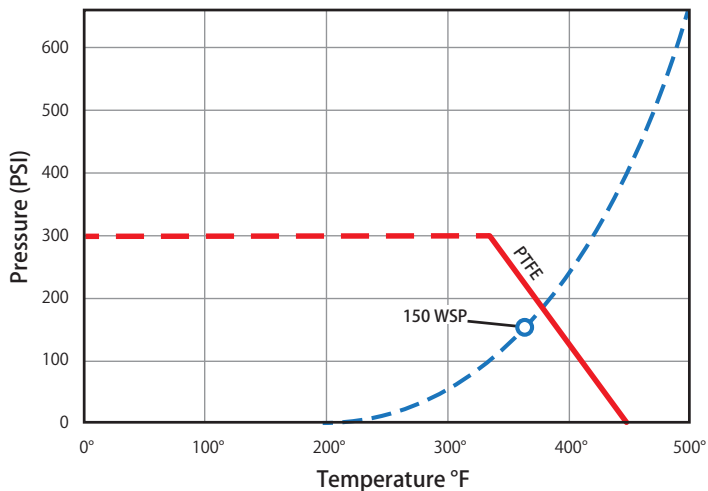
Features

- Constructed of 85-5-5 bronze
- Can be installed in the vertical or horizontal position

Approvals

- MSS SP-80
- ASME/ANSI B16.18

Valve Seat Rating 300 WOG - 150 WSP



Material Specifications

No.	Part	Materials
1	Body	Bronze
2	Cap	Bronze
3	Disc	Bronze
4	Seat	PTFE
5	Seat Screw	Brass
6	Seat Nut	Brass
7	Hinge Arm	Bronze
8	Hinge Pin	Brass
9	Hinge Screw	Brass

Dimensions

Part No.	Size	A	B	C
105-403	1/2"	2.60	1.77	0.50
105-404	3/4"	3.39	1.97	0.75
105-405	1"	4.09	2.28	0.91
105-406	1-1/4"	4.72	2.67	0.97
105-407	1-1/2"	5.39	2.95	1.09
105-408	2"	6.69	3.70	1.34
105-409	2-1/2"	7.64	4.55	1.47
105-410	3"	8.74	5.37	1.66

LT-JV-C 072516

Stainless Steel Swing Check Valve



Threaded Connection • 200 WOG



T-550

Features

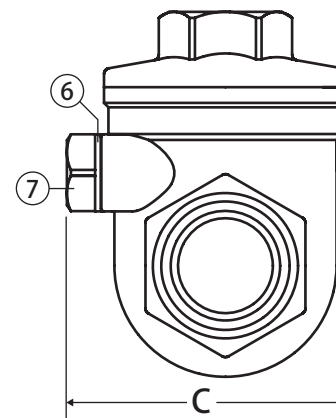
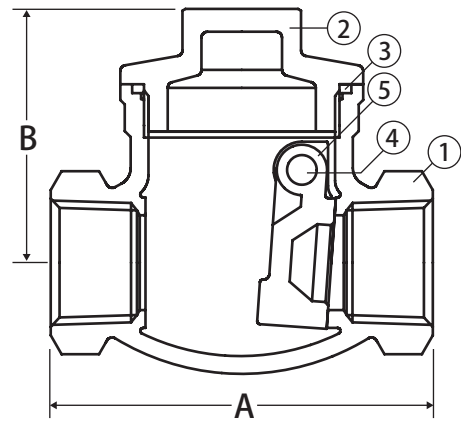
- Manufactured in ISO-9001 facility
- Heavy pattern body
- One-piece body design
- PTFE o-ring seal
- Metal to metal disc seal

Approvals

- ANSI B1.20.1

Pressure/Temperature Rating

- 200 WOG
- -4° F to 392° F



Material Specifications

No.	Part	Materials
1	Body	ASTM A351-CF8M
2	Cap	ASTM A351-CF8M
3	Seal	PTFE
4	Plug	AISI 316
5	Disc	ASTM A351-CF8M
6	Gasket	PTFE
7	Bolt	AISI 304

Dimensions

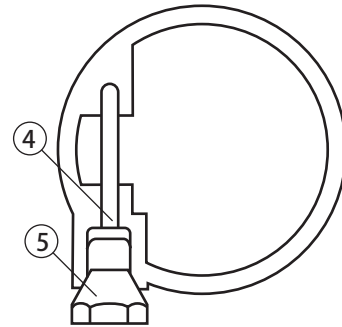
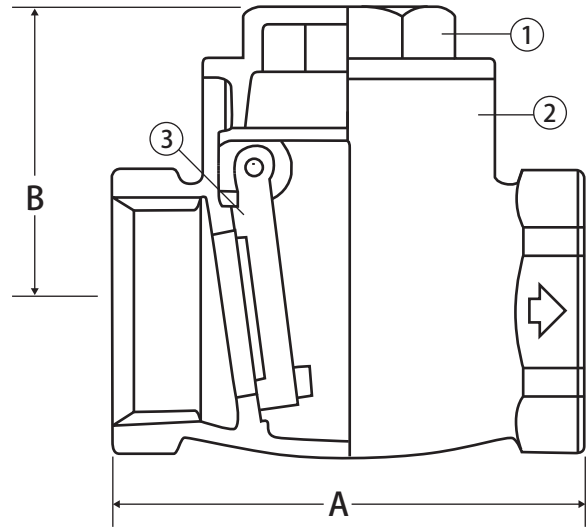
Part No.	Size	A	B	C
105-803	1/2"	2.56	1.73	1.83
105-804	3/4"	3.15	2.05	2.05
105-805	1"	3.50	2.44	2.20
105-806	1-1/4"	4.13	2.64	2.56
105-807	1-1/2"	4.72	3.11	2.95
105-808	2"	5.47	3.15	3.31
105-809	2-1/2"	7.13	3.78	4.25
105-810	3"	7.87	4.09	5.39

Brass Horizontal Swing Check Valve

Threaded Connection • 200 WOG • Class 125



T-501



Features

- Residential and commercial applications

Approvals

- ANSI B1.20.1

Pressure Rating

- 200 WOG

Material Specifications

No.	Part	Materials
1	Cap	Cast Brass
2	Body	Cast Brass
3	Disc	Forged Brass
4	Hinge Pin	Brass
5	Screw	Brass

Dimensions

Part No.	Size	A	B
105-103	1/2"	2.13	1.54
105-104	3/4"	2.33	1.62
105-105	1"	2.72	1.77
105-106	1-1/4"	3.11	2.01
105-107	1-1/2"	3.51	2.25
105-108	2"	4.30	2.68
105-109	2-1/2"	5.32	3.35
105-110	3"	6.30	3.86
105-111	4"	7.49	4.53

LT-JV-C 072516

Brass Horizontal Swing Check Valve

Solder Connection • 200 WOG • Class 125



S-501

Features

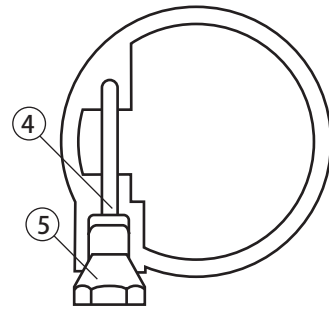
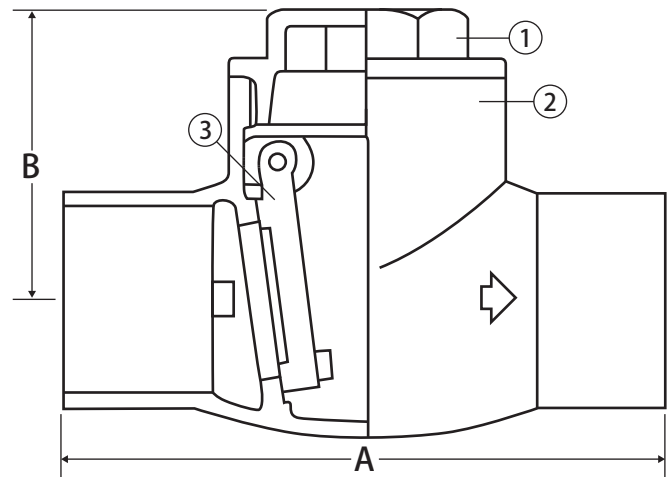
- Residential and commercial applications

Approvals

- ASME/ANSI B16.18

Pressure Rating

- 200 WOG



Material Specifications

No.	Part	Materials
1	Cap	Cast Brass
2	Body	Cast Brass
3	Disc	Forged Brass
4	Hinge Pin	Brass
5	Screw	Brass

Dimensions

Part No.	Size	A	B
105-203	1/2"	2.52	1.54
105-204	3/4 "	1.54	1.62
105-205	1"	3.90	1.77
105-206	1-1/4"	4.37	2.01
105-207	1-1/2"	4.96	2.25
105-208	2"	5.99	2.68

Brass Gate Valve



Non-rising Stem • Threaded Connection • 200 WOG



T-301

Features

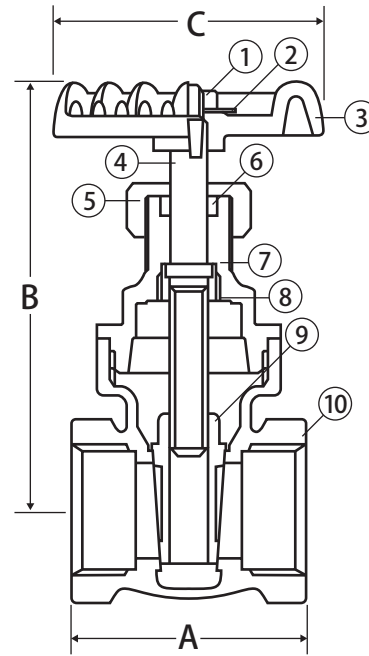
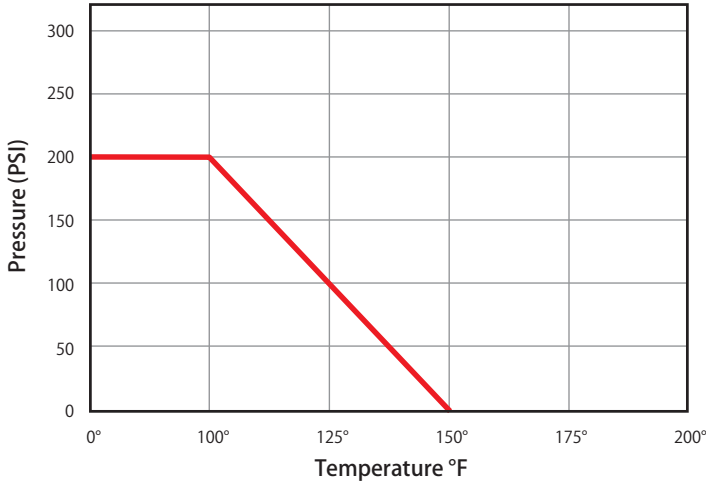
- Manufactured in ISO-9001 facility
- Solid wedge gate

Approvals

- ANSI B1.20.1

Pressure Rating

200 WOG



Material Specifications

No.	Part	Materials
1	Handle Nut	Steel
2	Name Plate	Aluminum
3	Hand Wheel	Cast Iron
4	Stem	Brass
5	Packing Nut	Brass
6	Gland Packing	Buna-N
7	Bonnet	Cast Brass
8	Lock Nut	Brass
9	Disc	Cast Brass
10	Body	Cast Brass

Dimensions

Part No.	Size	A	B	C
103-301	1/4"	1.65	2.75	2.09
103-302	3/8"	1.62	2.76	2.13
103-303	1/2"	1.69	2.84	2.13
103-304	3/4"	1.85	3.31	2.13
103-305	1"	2.17	3.94	2.52
103-306	1-1/4"	2.40	4.57	2.75
103-307	1-1/2"	2.52	4.84	3.07
103-308	2"	2.83	5.90	3.54
103-309	2-1/2"	3.51	7.33	4.14
103-310	3"	3.98	8.75	5.12
103-311	4"	4.57	10.17	6.78

LIT-JV-C 072516

Brass Gate Valve

Non-rising Stem • Solder Connection • 200 WOG



S-301

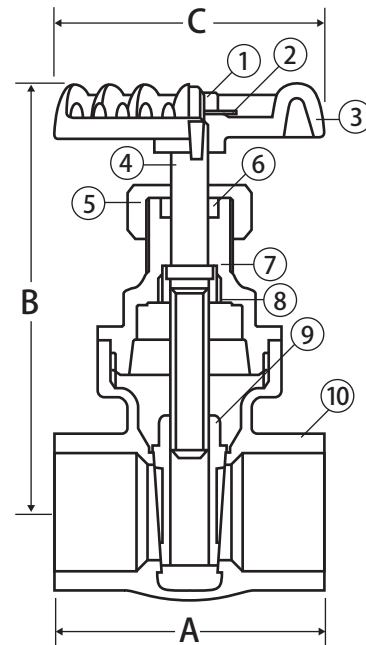
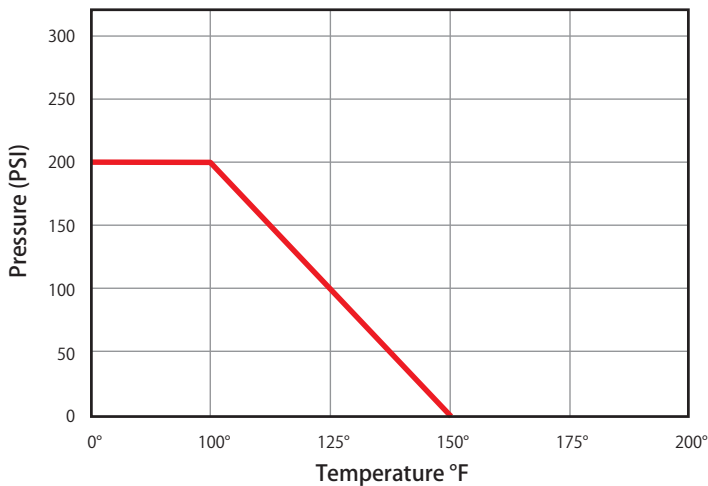
Features

- Manufactured in ISO-9001 facility
- Solid wedge gate

Approvals

- ANSI B16.18

Pressure Rating 200 WOG



Material Specifications

No.	Part	Materials
1	Handle Nut	Steel
2	Name Plate	Aluminum
3	Hand Wheel	Cast Iron
4	Stem	Brass
5	Packing Nut	Brass
6	Gland Packing	Buna-N
7	Bonnet	Cast Brass
8	Lock Nut	Brass
9	Disc	Cast Brass
10	Body	Cast Brass

Dimensions

Part No.	Size	A	B	C
103-403	1/2"	1.77	2.84	2.13
103-404	3/4"	2.32	3.31	2.13
103-405	1"	2.76	3.86	2.40
103-406	1-1/4"	2.88	4.57	3.03
103-407	1-1/2"	3.19	4.93	3.03
103-408	2"	3.90	6.03	3.27
103-409	2-1/2"	4.61	7.33	4.14
103-410	3"	5.20	8.75	5.12

Bronze Globe Valve



Rising Stem • Threaded Connection • 300 WOG



T-401

Features

- Solid bronze body
- Teflon disc
- Positive shut-off
- Adjustable stem packing

Approvals

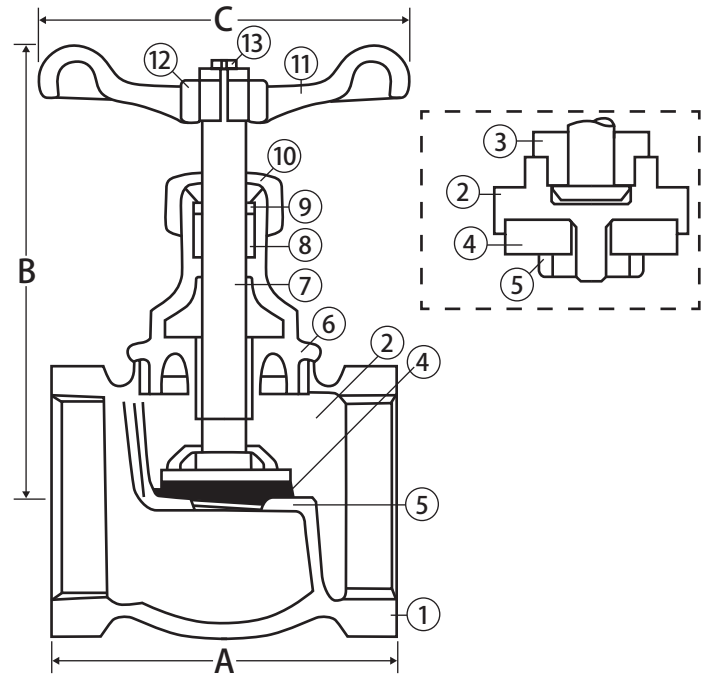
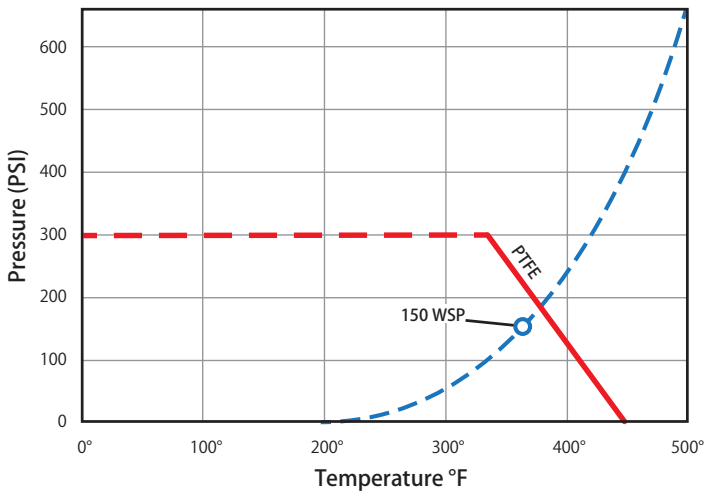
- ANSI B1.20.1

Pressure Rating

- 300 WOG - 150 WSP

Valve Seat Rating

300 WOG - 150 WSP



Material Specifications

No.	Part	Materials
1	Body	Cast Bronze
2	Disc Holder	Brass Rod
3	Disc Holder Nut*	Brass Rod
4	Disc	Teflon
5	Disc Nut	Brass Rod
6	Bonnet	Brass Rod
7	Stem	Brass Rod
8	Packing	ASB Graphite
9	Gland	Brass Rod
10	Packing Nut	Brass Rod
11	Handle	Cast Iron
12	Name Plate	Aluminum
13	Handle Nut	Steel - Chrome Plated

*Component only on 1-1/4" - 2" sizes

Dimensions

Part No.	Size	A	B*	C
104-301	1/4"	1.65	2.64	1.93
104-303	1/2"	1.97	3.03	2.09
104-304	3/4"	2.24	3.50	2.28
104-305	1"	2.56	3.74	2.44
104-306	1-1/4"	2.95	4.80	2.95
104-307	1-1/2"	3.35	5.31	3.23
104-308	2"	3.90	6.06	3.82

*Height when valve is open

LT-JV-C 072516

Brass Stop & Waste Valve

Threaded Connection • 200 WOG



T-611

Features

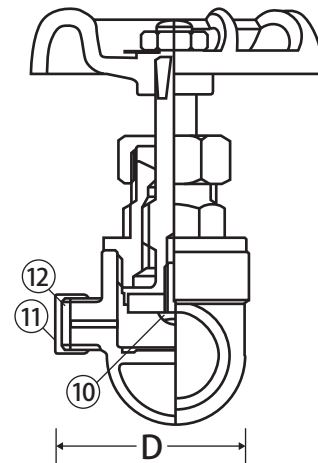
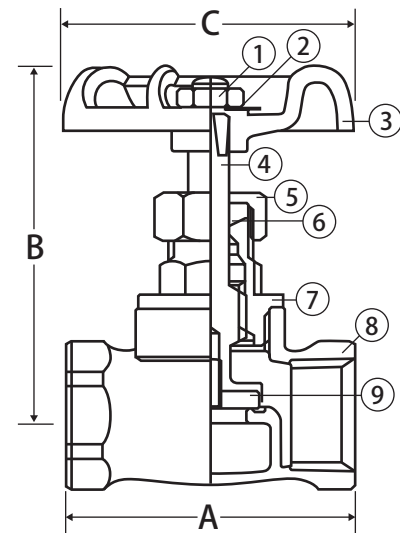
- Manufactured in ISO-9001 facility

Approvals

- ANSI B1.20.1

• Pressure Rating

- 200 WOG



Material Specifications

No.	Part	Materials
1	Handle Nut	Steel
2	Name Plate	Aluminum
3	Hand Wheel	Cast Iron
4	Stem	Brass
5	Packing Nut	Brass
6	Gland Packing	Buna-N
7	Bonnet	Cast Brass
8	Body	Cast Brass
9	Seat Packing	Buna-N
10	Seat Screw	Brass
11	Drain Cap	Brass
12	Drain Packing	Buna-N

Dimensions

Part No.	Size	A	B	C	D
200-203	1/2"	2.13	2.64	2.13	0.91
200-204	3/4"	2.17	2.64	2.13	0.99

Brass Stop & Waste Valve

Solder Connection • 200 WOG



S-611

Features

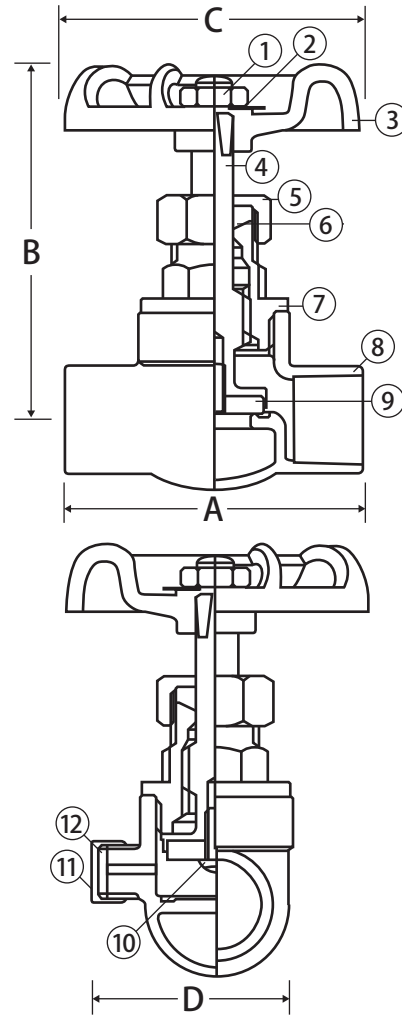
- Manufactured in ISO-9001 facility

Approvals

- ASME/ANSI B16.18

Pressure Rating

- 200 WOG



Material Specifications

No.	Part	Materials
1	Handle Nut	Steel
2	Name Plate	Aluminum
3	Hand Wheel	Cast Iron
4	Stem	Brass
5	Packing Nut	Brass
6	Gland Packing	Buna-N
7	Bonnet	Cast Brass
8	Body	Cast Brass
9	Seat Packing	Buna-N
10	Seat Screw	Brass
11	Drain Cap	Brass
12	Drain Packing	Buna-N

Dimensions

Part No.	Size	A	B	C	D
200-303	1/2"	2.13	2.64	2.13	0.91
200-304	3/4"	2.17	2.64	2.13	0.99

LT-JV-C 072516

Brass Boiler Drain

Threaded Male Connection • 125 WOG



T-621

Features

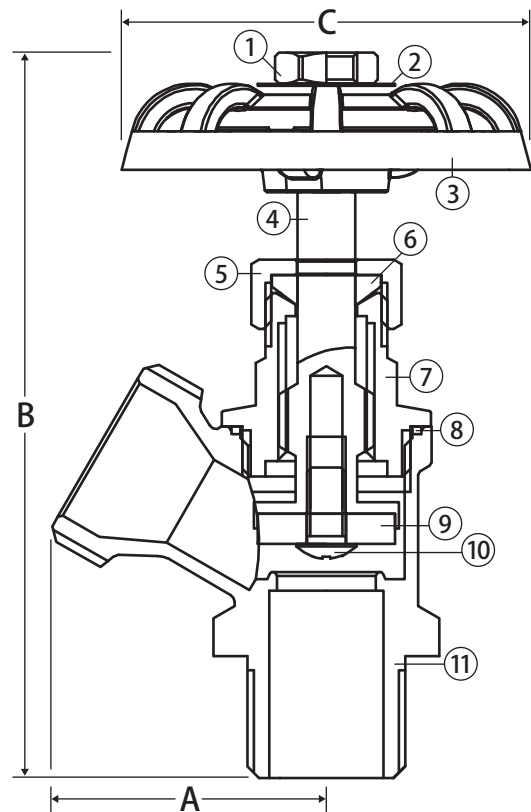
- Manufactured in ISO-9001 facility
- 3/4" hose thread outlet

Approvals

- ANSI B1.20.1
- ANSI B1.20.7

• Pressure Rating

- 125 WOG



Material Specifications

No.	Part	Materials
1	Handle Nut	SS304 Stainless Steel
2	Name Plate	Aluminum
3	Hand Wheel	Cast Iron
4	Stem	Brass - C46500
5	Packing Nut	Brass - C37700
6	Gland Packing	PTFE
7	Bonnet	Cast Brass - C46500
8	Gasket	PTFE
9	Seat Packing	EPDM
10	Seat Screw	SS304 Stainless Steel
11	Body	Brass - C46500

Dimensions

Part No.	Size	A	B	C
201-003	1/2"	1.58	3.59	2.13
201-004	3/4"	1.58	3.70	2.13

Brass Boiler Drain



Threaded Female Connection • 125 WOG



T-622

Features

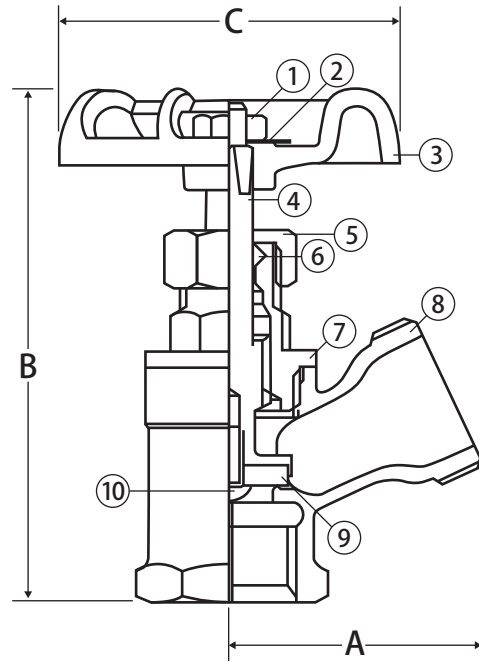
- Manufactured in ISO-9001 facility
- 3/4" hose thread outlet

Approvals

- ANSI B1.20.1
- ANSI B1.20.7

Pressure Rating

- 125 WOG



Material Specifications

No.	Part	Materials
1	Handle Nut	Steel
2	Name Plate	Aluminum
3	Hand Wheel	Cast Iron
4	Stem	Brass
5	Packing Nut	Brass
6	Gland Packing	Buna-N
7	Bonnet	Cast Brass
8	Body	Cast Brass
9	Seat Packing	Buna-N
10	Seat Screw	Brass

Dimensions

Part No.	Size	A	B	C
201-103	1/2"	1.58	3.31	2.13
201-104	3/4"	1.58	3.35	2.13

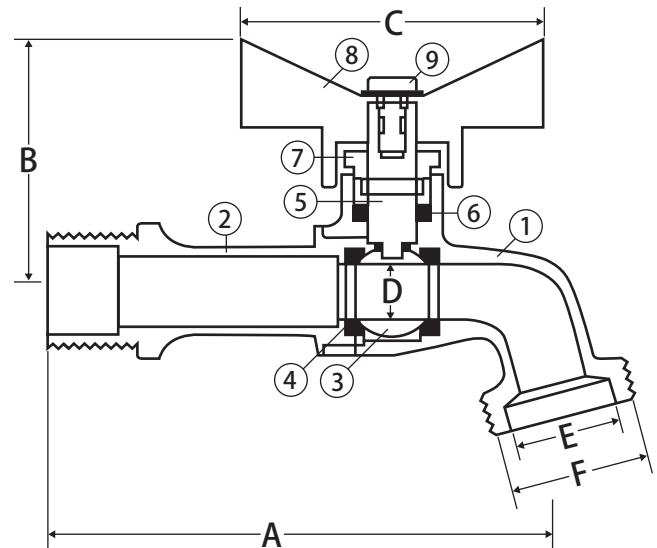
LT-JV-C 072516

Brass Hose Bibb Ball Valve

Nickel Plated • Threaded and Solder Connections •
Quarter Turn • 200 WOG



T-632



Features

- Aluminum T-handle for easy operation
- Long life positive shut-off
- Nickel-plated finish
- 1/2" has combination 1/2" MIP and 1/2" solder inlet
- 3/4" hose thread outlet

Approvals

- ANSI B1.20.1
- ANSI B1.20.7
- ASME/ANSI B16.18
- ANSI B1.20.7

Valve Seat Rating

- 200 WOG

Material Specifications

No.	Part	Materials
1	Body	Nickel Plated Brass - C37700
2	End Connection	Nickel Plated Brass - C37700
3	Ball	Chrome Plated Brass - C36000
4	Seat (2)	PTFE
5	Stem	Brass - C36000
6	Packing	PTFE
7	Packing Gland	Brass - C36000
8	Handle	Aluminum
9	Handle Nut	Steel

Dimensions

Part No.	Size	A	B	C	D	E	F
201-205	1/2"	3.02	1.43	1.91	0.39	0.75	3/4 GHT
201-206	3/4"	3.06	1.43	1.91	0.39	0.75	3/4 GHT

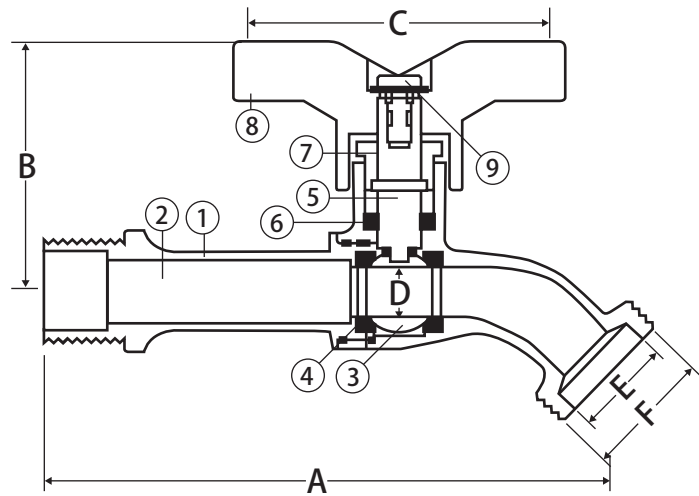
Brass Hose Bibb Ball Valve



**Nickel Plated • Threaded and Solder Connections •
Quarter Turn • 200 WOG • with No Kink**



T-632NK



Features

- Lockable handle open/close position
- Aluminum T-handle for easy operation
- Long life positive shut-off
- Nickel-plated finish
- 1/2" has combination 1/2" MIP and 1/2" solder inlet
- 3/4" hose thread outlet

Approvals

- ANSI B1.20.1
- ANSI B1.20.7
- ASME/ANSI B16.18
- ANSI B1.20.7

Valve Seat Rating

- 200 WOG

Material Specifications

No.	Part	Materials
1	Body	Nickel Plated Brass - C37700
2	End Connection	Nickel Plated Brass - C37700
3	Ball	Chrome Plated Brass - C36000
4	Seat (2)	PTFE
5	Stem	Brass - C36000
6	Packing	PTFE
7	Packing Gland	Brass - C36000
8	Handle	Aluminum
9	Handle Screw	Nickel Plated Brass

Dimensions

Part No.	Size	A	B	C	D	E	F
201-207	1/2"	3.97	1.97	2.58	0.39	0.75	3/4 GHT
201-208	3/4"	3.97	1.97	2.58	0.39	0.75	3/4 GHT

LT-JV-C 072516

Brass Silcock

Female Threaded Connection • 125 WOG



T-641

Features

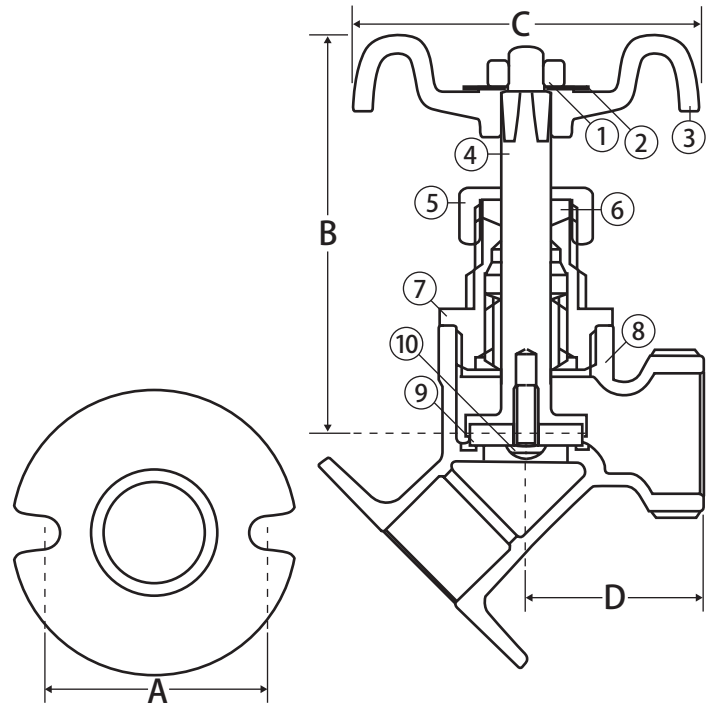
- Manufactured in ISO-9001 facility
- 3/4" hose thread outlet

Approvals

- ANSI B1.20.1
- ANSI B1.20.7

• Pressure Rating

- 125 WOG



Material Specifications

No.	Part	Materials
1	Handle Nut	Steel
2	Name Plate	Aluminum
3	Handle Wheel	Cast Iron
4	Stem	Brass
5	Packing Nut	Brass
6	Gland Packing	Buna-N
7	Bonnet	Cast Brass
8	Body	Cast Brass
9	Seat Packing	Buna-N
10	Seat Screw	Brass

Dimensions

Part No.	Size	A	B	C	D
202-003	1/2"	1.10	2.52	2.13	1.38
202-004	3/4"	1.10	2.52	2.13	1.62

Brass Sillcock



Solder Connection • 125 WOG



S-641

Features

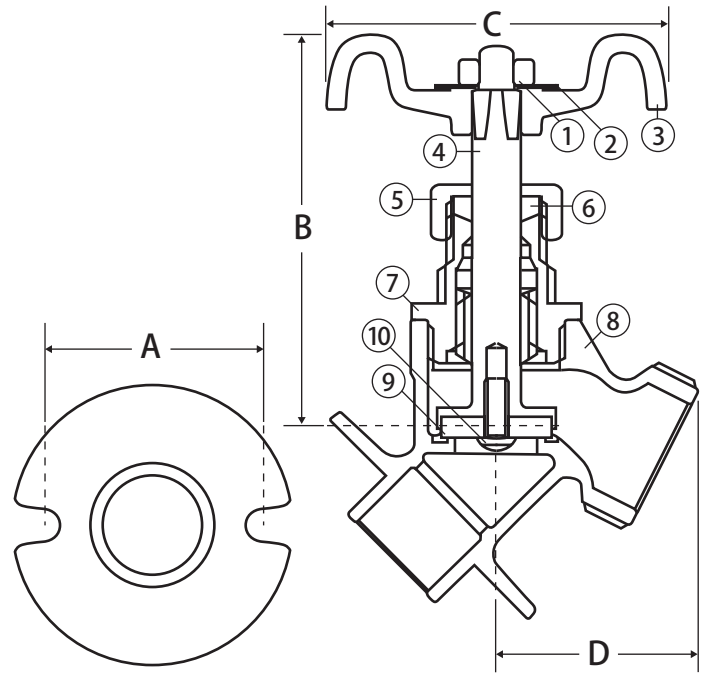
- Manufactured in ISO-9001 facility
- 3/4" hose thread outlet

Approvals

- ASME/ANSI B16.18
- ANSI B1.20.7

Pressure Rating

- 125 WOG



Material Specifications

No.	Part	Materials
1	Handle Nut	Steel
2	Name Plate	Aluminum
3	Handle Wheel	Cast Iron
4	Stem	Brass
5	Packing Nut	Brass
6	Gland Packing	Buna-N
7	Bonnet	Cast Brass
8	Body	Cast Brass
9	Seat Packing	Buna-N
10	Seat Screw	Brass

Dimensions

Part No.	Size	A	B	C	D
202-103	1/2"	1.10	2.52	2.13	1.38
202-104	3/4"	1.10	2.52	2.13	1.62

LT-JV-C 072516

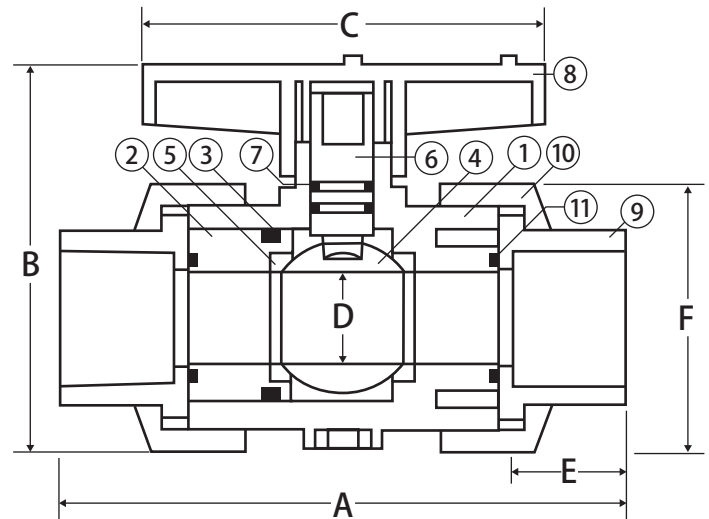
Thermoplastic Valve

Tru-Union PVC • Schedule 80 • Threaded and Solvent Connections

• 150 WOG



T/S-703



Features

- NPS connections
- Easy installation with hand-tightened union nuts
- Easy line breakdowns without installing additional unions
- Full port design minimum flow restrictions
- Manufactured/assembled without hydrocarbon lubricants
- Mounting pads for electric or pneumatic actuation
- Includes threaded and socket ends
- Wetted surfaces contain less than .25% lead content

Approvals

- ANSI B1.20.1
- ASTM F1970

Pressure Rating

- Max service temperature 140°F, 150 PSI @ 73°F continuous
- Min temperature 41°F

Material Specifications

No.	Part	Materials
1	Body	UPVC
2	Body Insert	UPVC
3	Body O-ring	Viton®
4	Ball	UPVC
5	Seat (2)	PTFE
6	Stem	UPVC
7	Stem O-ring (2)	Viton®
8	Handle	ABS Plastic
9	Tail Piece (2)	UPVC
10	Union Nut (2)	UPVC
11	Union O-ring (2)	Viton®

Dimensions

Part No.	Size	A	B	C	D	E	F
210-543	1/2"	4.49	2.77	3.07	0.51	0.87	1.83
210-544	3/4"	5.31	3.33	3.62	0.71	1.00	2.17
210-545	1"	5.87	3.90	3.94	0.91	1.13	2.60
210-546	1-1/4"	6.61	4.53	4.33	1.18	1.25	3.23
210-547	1-1/2"	6.89	5.35	4.76	1.50	1.38	3.86
210-548	2"	8.19	6.54	5.79	1.89	1.50	4.72
210-549	2-1/2"	10.83	7.32	7.09	2.40	1.75	5.51
210-550	3"	11.97	8.33	8.82	2.72	1.88	6.42
210-551	4"	13.07	11.44	10.94	3.90	2.25	8.86

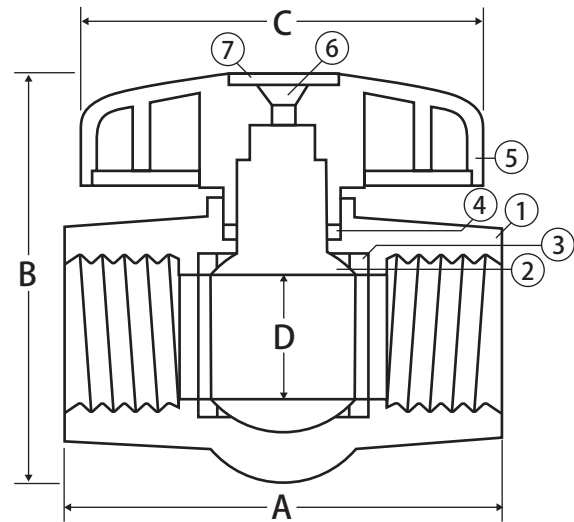
Thermoplastic Valve



PVC • Schedule 80 • Threaded Connection • 150 WOG



T-701



Features

- NPS connections
- Each valve tested in open and closed position
- Minimal pressure drop/turbulence
- Large ports for greater flow
- Corrosion resistant PVC material
- Wetted surfaces contain less than .25% lead content

Approvals

- NSF 61-8 Certified
- NSF 61 - Annex G
- NSF 372
- NSF/ANSI 14 (1/2" - 2")
- ANSI B1.20.1
- ASTM F1970

Pressure Rating

- Max service temperature 140°F, 150 PSI @ 73°F continuous
- Min temperature 41°F

Material Specifications

No.	Part	Materials
1	Body	UPVC
2	Ball / Stem	UPVC
3	Seat (2)	EPDM
4	O-ring	EPDM
5	Handle	ABS Plastic
6	Bolt	Steel - Zinc Plated
7	Cap	ABS Plastic

Dimensions

Part No.	Size	A	B	C	D
210-203	1/2"	3.27	2.52	2.76	0.55
210-204	3/4"	3.74	3.11	3.46	0.79
210-205	1"	4.17	3.74	3.94	0.98
210-206	1-1/4"	4.49	3.90	3.94	1.18
210-207	1-1/2"	5.12	4.53	4.29	1.42
210-208	2"	5.79	5.31	5.28	1.83
210-209	2-1/2"	8.03	6.30	7.01	2.28
210-210	3"	9.02	7.48	8.82	3.03
210-211	4"	11.81	9.17	10.87	3.86

LT-JV-C 072516

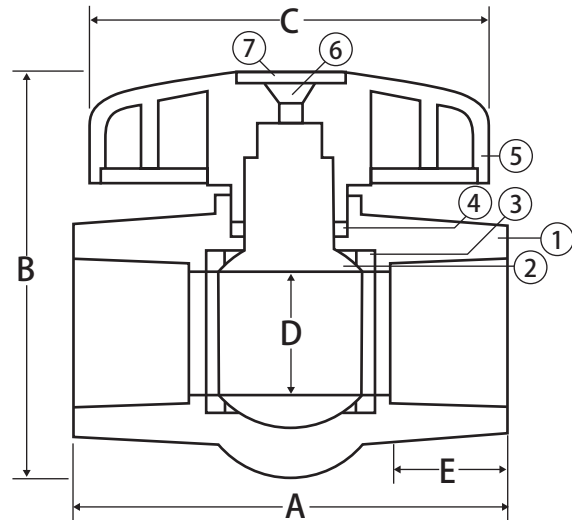
Thermoplastic Valve



PVC • Schedule 80 • Solvent Connection • 150 WOG



S-701



Features

- NPS connections
- Each valve tested in open and closed position
- Minimal pressure drop/turbulence
- Large ports for greater flow
- Corrosion resistant PVC material
- Wetted surfaces contain less than .25% lead content

Approvals

- NSF 61-8 Certified
- NSF 61 - Annex G
- NSF 372
- NSF/ANSI 14 (1/2" - 2")
- ASTM F1970

Pressure Rating

- Max service temperature 140°F, 150 PSI @ 73°F continuous
- Min temperature 41°F

Material Specifications

No.	Part	Materials
1	Body	UPVC
2	Ball / Stem	UPVC
3	Seat (2)	EPDM
4	O-ring	EPDM
5	Handle	ABS Plastic
6	Bolt	Steel - Zinc Plated
7	Cap	ABS Plastic

Dimensions

Part No.	Size	A	B	C	D	E
210-223	1/2"	3.27	2.52	2.76	0.55	0.87
210-224	3/4"	3.74	3.11	3.46	0.79	1.00
210-225	1"	4.17	3.74	3.94	0.98	1.12
210-226	1-1/4"	4.49	3.90	3.94	1.18	1.25
210-227	1-1/2"	5.12	4.53	4.29	1.42	1.38
210-228	2"	5.79	5.31	5.28	1.83	1.50
210-229	2-1/2"	8.03	6.30	7.01	2.28	1.75
210-230	3"	9.02	7.48	8.82	3.03	1.88
210-231	4"	11.81	9.17	10.87	3.86	2.25

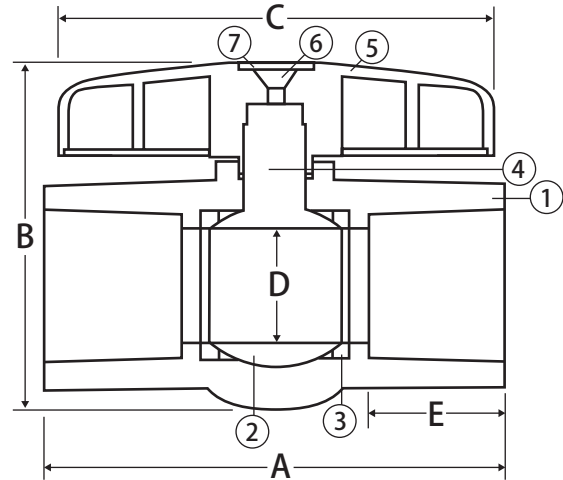
Thermoplastic Valve



CPVC • Copper Tube Size • Solvent Connection • 150 WOG



S-605



Features

- CTS connections
- For hot/cold water systems
- Quarter-turn operation
- Large port
- Easy installation
- Wetted surfaces contain less than .25% lead content
- Bone color

Approvals

- NSF 61-8 Certified
- NSF 61 - Annex G
- NSF 372
- IAPMO PS 112-99
- ASTM F1970

Pressure Rating

- Max service temperature 180°F, 150 PSI @ 73°F continuous
- Min temperature 32°F

Material Specifications

No.	Part	Materials
1	Body	CPVC
2	Ball / Stem	CPVC
3	Seat (2)	PTFE
4	O-ring	EPDM
5	Handle	ABS Plastic
6	Bolt	Steel - Zinc Plated
7	Cap	ABS Plastic

Dimensions

Part No.	Size	A	B	C	D	E
210-603	1/2"	2.68	1.93	2.36	0.49	0.75
210-604	3/4"	3.23	2.52	2.76	0.72	0.87
210-605	1"	3.74	3.11	3.46	0.93	1.00
210-606	1-1/4"	4.17	3.66	3.94	0.98	1.11
210-607	1-1/2"	4.49	3.86	3.94	1.18	1.26
210-608	2"	5.69	4.53	4.29	1.42	1.69

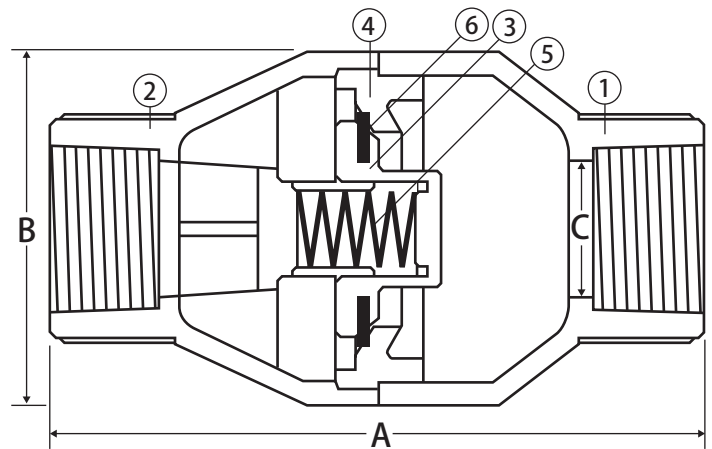
LT-JV-C 072516

Thermoplastic Check Valve

PVC • In-Line Check • Schedule 40 • Threaded Connection • 150 WOG



T-711



Features

- NPS connections
- Installs horizontally or vertically
- Stainless steel spring-loaded PVC poppet
- Cracking pressure at .5 PSI
- Wetted surfaces contain less than .25% lead content

Approvals

- ANSI B1.20.1
- ASTM F1970

Pressure Rating

- Max service temperature 140°F, 150 PSI @ 73°F continuous
- Min temperature 41°F

Material Specifications

No.	Part	Materials
1	Body	UPVC
2	End Connection	UPVC
3	Check	UPVC
4	Seat	UPVC
5	Spring	304 Stainless Steel
6	Seal	EPDM

Dimensions

Part No.	Size	A	B	C
210-303	1/2"	4.17	2.20	0.67
210-304	3/4"	4.13	2.20	0.83
210-305	1"	5.24	2.87	1.10
210-306	1-1/4"	6.18	3.58	1.38
210-307	1-1/2"	6.18	3.58	1.54
210-308	2"	7.01	4.21	2.05

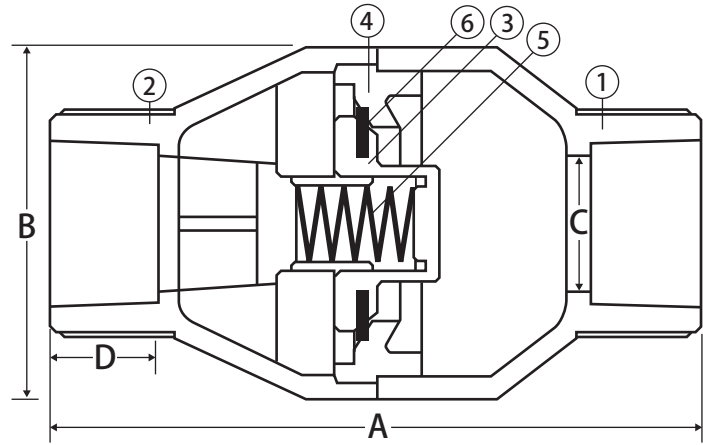
Thermoplastic Check Valve



**PVC • In-Line Check • Schedule 40 • Solvent Connection •
150 WOG**



S-711



Features

- **NPS connections**
- Installs horizontally or vertically
- Stainless steel spring-loaded PVC poppet
- Spring activates at .5 PSI
- Wetted surfaces contain less than .25% lead content

Approvals

ASTM F1970

Pressure Rating

- Max service temperature 140°F, 150 PSI @ 73°F continuous

Material Specifications

No.	Part	Materials
1	Body	UPVC
2	End Connection	UPVC
3	Check	UPVC
4	Seat	UPVC
5	Spring	304 Stainless Steel
6	Seal	EPDM

Dimensions

Part No.	Size	A	B	C	D
210-323	1/2"	4.17	2.20	0.67	0.87
210-324	3/4"	4.13	2.20	0.83	1.00
210-325	1"	5.24	2.87	1.10	1.13
210-326	1-1/4"	6.18	3.58	1.38	1.25
210-327	1-1/2"	6.18	3.58	1.54	1.38
210-328	2"	7.01	4.21	2.05	1.50

LT-JV-C 072516

Thermoplastic Union

PVC Union • Schedule 80 • Solvent Connection • 150 WOG



S-700

Features

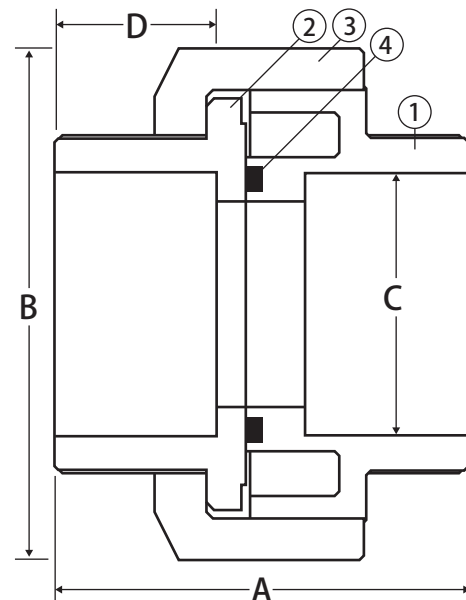
- NPS connections
- Wetted surfaces contain less than .25% lead content

Approvals

- NSF 61-8 Certified
- NSF 61 - Annex G
- NSF 372
- ASTM F1970

Pressure Rating

- Max service temperature 140°F, 150 PSI @ 73°F continuous
- Min temperature 41°F



Material Specifications

No.	Part	Materials
1	Body	UPVC
2	Tail Piece	UPVC
3	Union Nut	UPVC
4	O-ring	EPDM

Dimensions

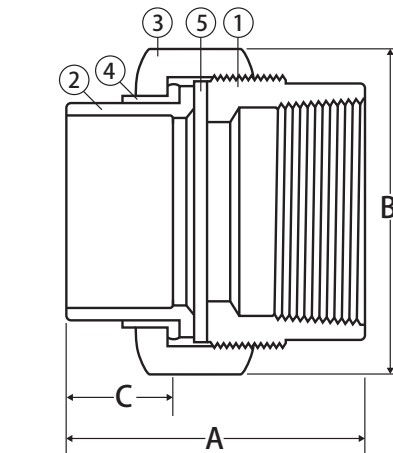
Part No.	Size	A	B	C	D
210-403	1/2"	2.17	1.81	0.53	0.87
210-404	3/4"	2.48	2.17	0.65	1.00
210-405	1"	2.80	2.60	0.87	1.13
210-406	1-1/4"	3.41	3.23	1.17	1.25
210-407	1-1/2"	3.50	3.86	1.50	1.38
210-408	2"	3.80	4.70	1.89	1.50
210-409	2-1/2"	4.45	5.51	2.48	1.75
210-410	3"	4.96	6.42	2.95	1.88
210-411*	4"	6.38	8.86	3.94	2.25

* Special order

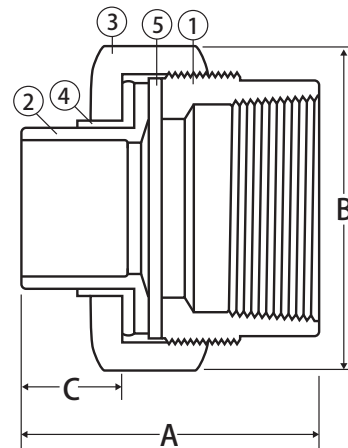
Dielectric Union



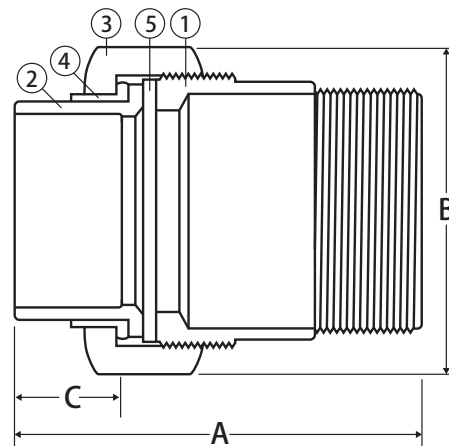
Brass Solder x Galvanized • 250 PSI



Solder x FIP



Reducing Solder x FIP



Solder x MIP

Features

- Prevents accelerated corrosion
- -20°F to 180°F - Buna Seats

Approvals

- Meets ANSI B16.39
- ANSI B1.20.1
- Solder end ANSI B16.18

Pressure Rating

- 250 PSI

Dimensions

Part No.	Size	A	B	C
Solder x FIP				
701-103	1/2" SWT x 1/2" FIP	1.87	1.61	0.65
701-104	3/4" SWT x 3/4" FIP	2.11	1.83	0.79
701-105	1" SWT x 1" FIP	2.34	2.15	0.86
701-106	1-1/4" SWT x 1-1/4" FIP	2.50	2.59	0.94
701-107	1-1/2" SWT x 1-1/2" FIP	2.79	2.95	1.11
701-108	2" SWT x 2" FIP	3.09	3.75	1.32
Reducing Solder x FIP				
701-204	1/2" SWT x 3/4" FIP	1.95	1.83	0.65
701-205	3/4" SWT x 1" FIP	2.10	2.15	0.68
Solder x MIP				
701-303	1/2" SWT x 1/2" MIP	2.85	1.61	0.65
701-304	3/4" SWT x 3/4" MIP	3.01	1.83	0.79
701-305	3/4" SWT x 1/2" MIP	2.62	1.83	0.65
701-306	1" SWT x 1" MIP	3.18	2.15	0.86

Material Specifications

No.	Part	Materials
1	Body	Steel - Zinc Plated
2	Tail Piece	Brass
3	Union Nut	Steel - Zinc Plated
4	Dielectric Ring	Nylon 66
5	Gasket*	Buna-N

*Teflon available if specified

LT-JV-C 072516

Dielectric Union

Black Iron FIP x FIP • 250 PSI



Black Iron FIP x FIP

Features

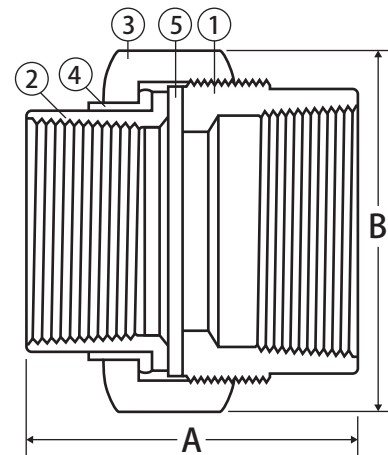
- Prevents accelerated corrosion
- For use on black pipe
- -20°F to 180°F - Buna seats

Approvals

- Meets ANSI B16.39
- ANSI B1.20.1

Pressure Rating

- 250 PSI



Material Specifications

No.	Part	Materials
1	Body	Steel - Black Finish
2	Tail Piece	Steel - Black Finish
3	Union Nut	Steel - Black Finish
4	Dielectric Ring	Nylon 66
5	Gasket*	Buna-N

*Teflon available if specified

Dimensions

Part No.	Size	A	B
701-403	1/2" FIP x 1/2" FIP	2.14	1.61
701-404	3/4" FIP x 3/4" FIP	2.21	1.83
701-405	1" FIP x 1" FIP	2.54	2.58
701-406	1-1/4" FIP x 1-1/4" FIP	2.73	2.96
701-407	1-1/2" FIP x 1-1/2" FIP	2.73	3.75
701-408	2" FIP x 2" FIP	3.12	4.30

Dielectric Union

Galvanized FIP x FIP • 250 PSI



Galvanized FIP x FIP

Features

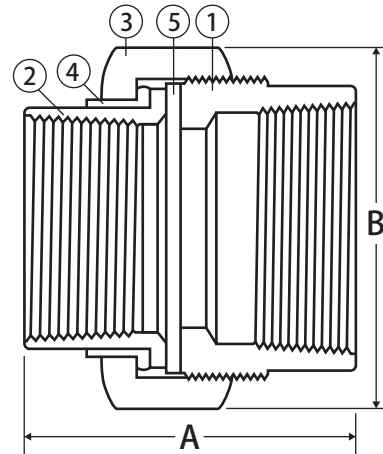
- Prevents accelerated corrosion
- -20°F to 180°F - Buna seats

Approvals

- Meets ANSI B16.39
- ANSI B1.20.1

Pressure Rating

- 250 PSI



Material Specifications

No.	Part	Materials
1	Body	Steel - Zinc Plated
2	Tail Piece	Steel - Zinc Plated
3	Union Nut	Steel - Zinc Plated
4	Dielectric Ring	Nylon 66
5	Gasket*	Buna-N

*Teflon available if specified

Dimensions

Part No.	Size	A	B
701-413	1/2" FIP x 1/2" FIP	2.14	1.61
701-414	3/4" FIP x 3/4" FIP	2.21	1.83
701-415	1" FIP x 1" FIP	2.54	2.58
701-416	1-1/4" FIP x 1-1/4" FIP	2.73	2.96
701-417	1-1/2" FIP x 1-1/2" FIP	2.73	3.75
701-418	2" FIP x 2" FIP	3.12	4.30

LT-JV-C 072516

Dielectric Union

Brass FIP x Galvanized FIP • 250 PSI



Brass FIP x Galvanized FIP

Features

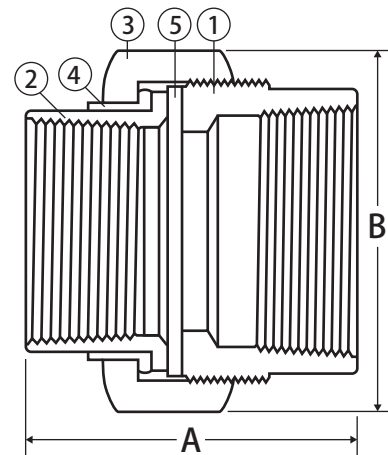
- Prevents accelerated corrosion
- -20°F to 180°F - Buna seats

Approvals

- Meets ANSI B16.39
- ANSI B1.20.1

Pressure Rating

- 250 PSI



Material Specifications

No.	Part	Materials
1	Body	Steel - Zinc Plated
2	Tail Piece	Brass
3	Union Nut	Steel - Zinc Plated
4	Dielectric Ring	Nylon 66
5	Gasket*	Buna-N

*Teflon available if specified

Dimensions

Part No.	Size	A	B
701-503	1/2" FIP x 1/2" FIP	2.14	1.61
701-504	3/4" FIP x 3/4" FIP	2.21	1.83
701-505	1" FIP x 1" FIP	2.54	2.58

Snap-N-Loc® Basket Strainer

300 Grade Stainless or Brushed Stainless Steel Sink Strainer



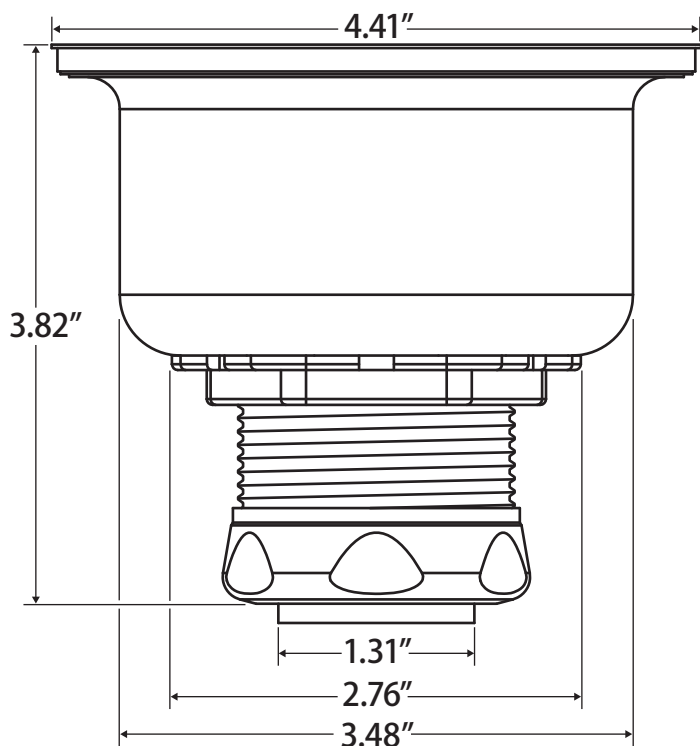
SS-306



Clamshell
Package

As one of Jomar's more popular basket strainers, the Snap-N-Loc® is known for its original spring-loaded ball bearing post design that snaps perfectly into place, creating a positive leak-proof seal every time. This popular strainer is constructed with a high quality stainless steel deep-cup body, ball bearing, and basket, and comes standard with a brass tail nut. With a sleek design and proven track record, it has become such a favorite among installers that it is offered in brushed or polished stainless steel finish.

Fits sinks which have a thickness between 1/16" and 3/4"



No.	Materials		
	300-006	300-008	300-017CLAM*
1 Handle	Chrome Plated Brass		
2 Strainer Basket	SS304	Brushed SS304	
3 Body	Polished SS304		Brushed SS304
4 Rubber Washer	BUNA-N		
5 Cup	Galvanized Steel		
6 Lock Nut	Zinc	Brass	
7 Seal Ring	Polyethylene		
8 Tail Nut	Brass		

*Sold in a clamshell package shown above
Note: All models include friction ring

LT-JV-C 072516

Twist-N-Loc® Basket Strainer

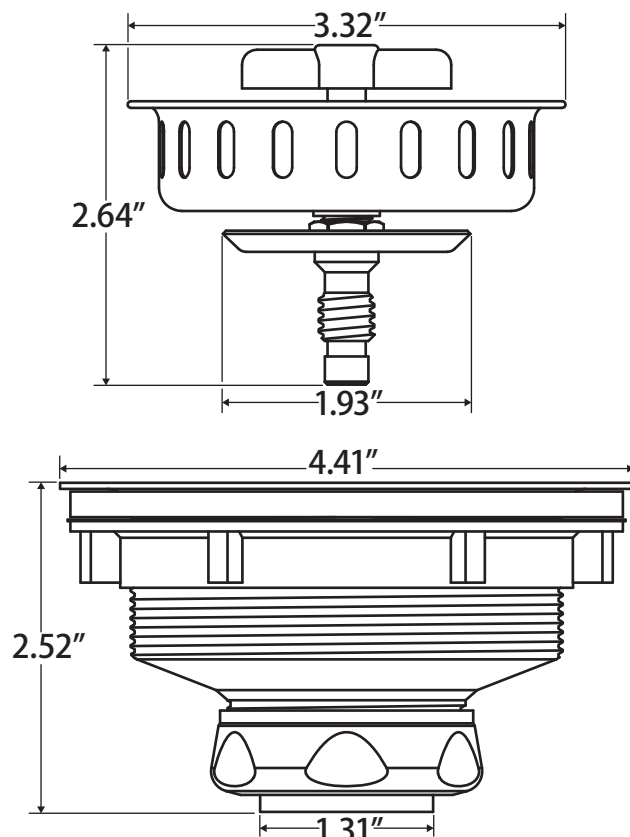
Chrome Plated Brass or 300 Grade Brushed Stainless Steel Sink Strainer



SS-304

Manufactured with the highest quality materials, the Twist-N-Loc® creates a positive metal-to-metal leak-proof seal with a simple twist. The Twist-N-Loc® starts with a high quality brass body, hand knob, and post. Every Twist-N-Loc® comes standard with a high quality stainless steel basket and a brass tail nut. To satisfy every application need, this contractor favorite is offered in chrome plated brass or brushed stainless steel finishes.

Fits sinks which have a thickness between 1/16" and 3/4"



No.		Materials		
		300-001	300-003	300-023CLAM*
1	Handle	Chrome Plated Zinc		
2	Strainer Basket	SS304	Brushed SS304	
3	Body	Chrome Plated Brass	Brushed SS304	
4	Rubber Washer	BUNA-N		
5	Lock Nut	Zinc	Brass	
6	Seal Ring	Polyethylene		
7	Tail Nut	Brass		

*Sold in a clamshell package shown above
Note: All models include friction ring

Easy-Loc[®] Basket Strainer

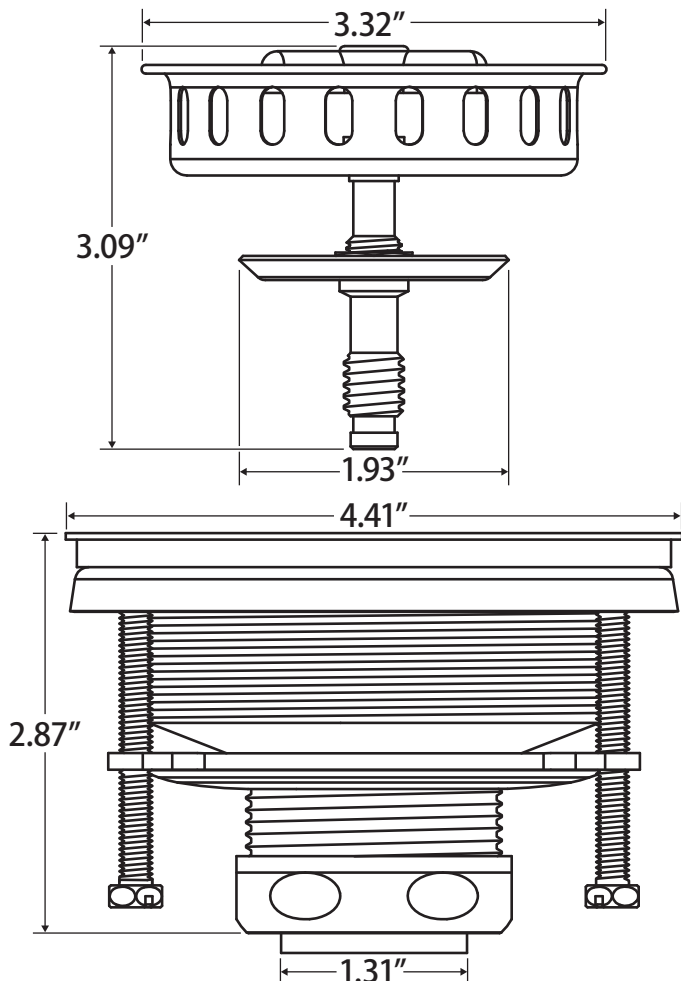
Chrome Plated Brass Sink Strainer



SS-305

If you prefer all that the Twist-N-Loc[®] has to offer then the Easy Loc[®] may also be a great fit for you. This strainer affords you all the benefits of the Twist-N-Loc[®] but also incorporates a labor-saving easy mounting device. You simply use a screw driver to tighten three securing bolts for easy installation.

Fits sinks which have a thickness between 1/16" and 1"



No.	Materials
300-004	
1	Handle Chrome Plated Zinc
2	Strainer Basket SS304
3	Body Chrome Plated Brass
4	Rubber Washer BUNA-N
5	Locking Ring Galvanized Iron
6	Bolts Galvanized Iron
7	Triangle Nut Galvanized Iron
8	Seal Ring Polyethylene
9	Tail Nut Brass

Note: Includes friction ring

LT-JV-C 072516

Smart Move™ Basket Strainer

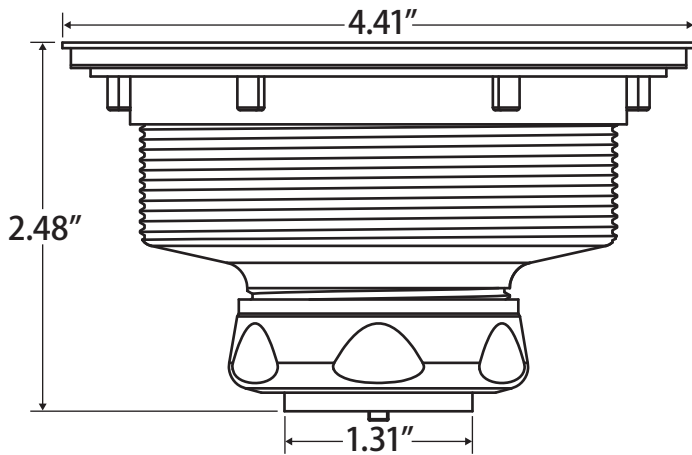
Chrome Plated Brass Sink Strainer



SS-410

With a unique post design, the Smart Move™ can easily switch from straining to a positive leak-proof seal with just a quarter-turn. Quality begins with a chrome plated brass body, hand knob, and post. In addition, we use a brass tail nut, an extra-large lock nut and a stainless steel basket. This versatile strainer is definitely a smart move.

Fits sinks which have a thickness between 1/16" and 7/8"



No.	Materials
	300-009
1	Handle Chrome Plated Zinc
2	Strainer Basket SS430
3	Body Chrome Plated Brass
4	Rubber Washer BUNA-N
5	Lock Nut Zinc
6	Seal Ring Polyethlyene
7	Tail Nut Brass

Note: Includes friction ring

Mag-Na-Loc™ Basket Strainer

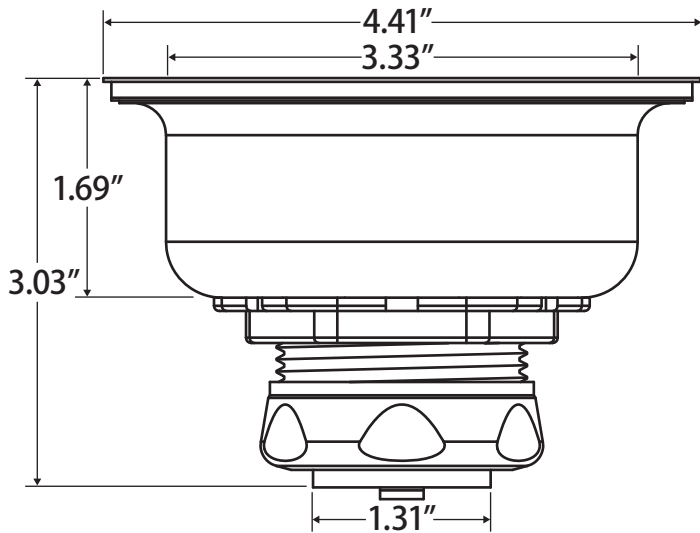
300 Grade Stainless Steel Sink Strainer



SS-420

The Mag-Na-Loc™ provides an innovative user-friendly design with a magnet inside the rubber stopper. The original design sets this strainer apart from all others, while providing a leak-proof seal every time. Each strainer starts with a high quality stainless steel body, stainless steel basket, brass tail nut, and a chrome plated hand knob and post.

Fits sinks which have a thickness between 1/16" and 3/4"



No.	Materials
300-011	
1 Handle	Chrome Plated Brass
2 Strainer Basket	SS304
3 Body	Polished SS304
4 Rubber Washer	BUNA-N
5 Cup	Polished Galvanized Steel
6 Lock Nut	Zinc
7 Seal Ring	Polyethylene
8 Tail Nut	Brass

Note: Includes friction ring

LT-JV-C 072516

Snap-Tite™ Basket Strainer

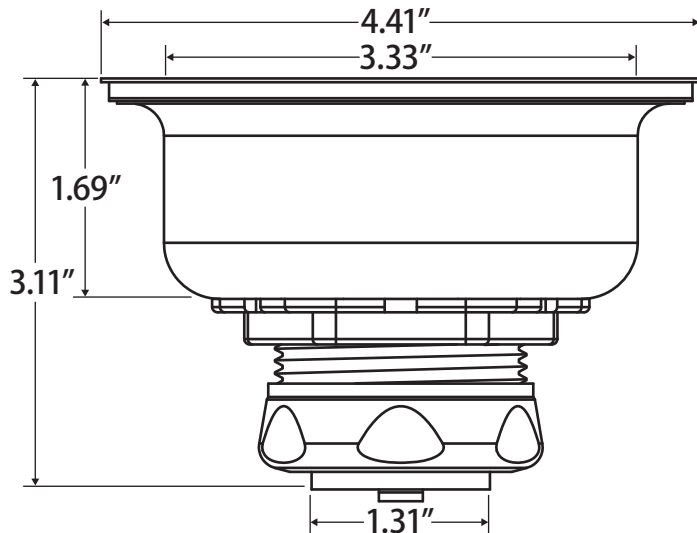
300 Grade Stainless Steel Sink Strainer



SS-440

The Snap-Tite™ basket strainer utilizes a stem clip that can switch from straining to a positive leak-proof rubber seal with a simple push or pull motion. The Snap-Tite™ body and basket are high quality stainless steel and comes standard with a zinc or brass lock nut and tail nut. This strainer has the basics of quality that The Designer Series is known for.

Fits sinks which have a thickness between 1/16" and 3/4"



No.	Materials	
	300-012	300-014
1 Handle	Chrome Plated Brass	
2 Strainer Basket	SS304	
3 Body	Polished SS304	
4 Rubber Washer	BUNA-N	
5 Cup	Polished Galvanized SS304	Galvanized SS304
6 Lock Nut	Zinc	Brass
7 Seal Ring	Polyethylene	
8 Tail Nut	Zinc	Brass

Note: All models include friction ring

Snap 'N Seal® Basket Strainer

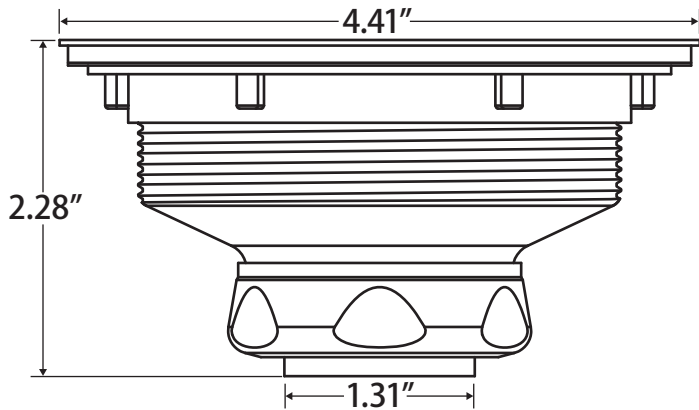
400 Grade Stainless Steel Sink Strainer



SS-430

The Snap 'N Seal® is a high quality economic designer series choice that seals with a simple rubber stopper design. Both the body and basket are constructed of stainless steel, while the hand knob is chrome plated ABS plastic. It comes standard with a brass tail nut and a large zinc lock nut.

Fits sinks which have a thickness between 1/16" and 3/4"



No.	Materials
300-013	
1 Handle	Chrome Plated ABS
2 Strainer Basket	SS430
3 Body	Polished SS430
4 Rubber Washer	BUNA-N
5 Lock Nut	Zinc
6 Seal Ring	Polyethylene
7 Tail Nut	Brass

Note: Includes friction ring

LT-JV-C 072516

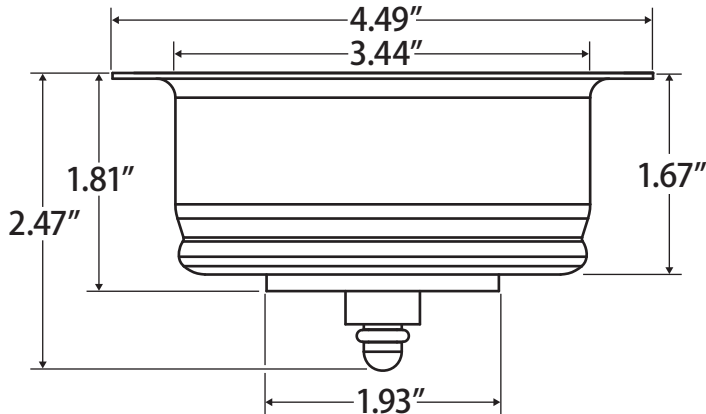
Push-N-Seal II™ Basket Strainer

400 Grade Brushed Stainless Steel Sink Strainer



BS-323-DBS

The Push-N-Seal II™ has similar dimensions and specifications to InSinkErator® and many other brand name disposers. This garbage disposer cover is easy to use and reliable with a thick BUNA rubber seal and an appealing brushed stainless finish.



No.	Materials
	300-021CLAM*
1	Handle
2	Strainer Basket
3	Rubber Washer
4	Body

*Sold in a clamshell package shown above

Small Wonder™ Basket Strainer

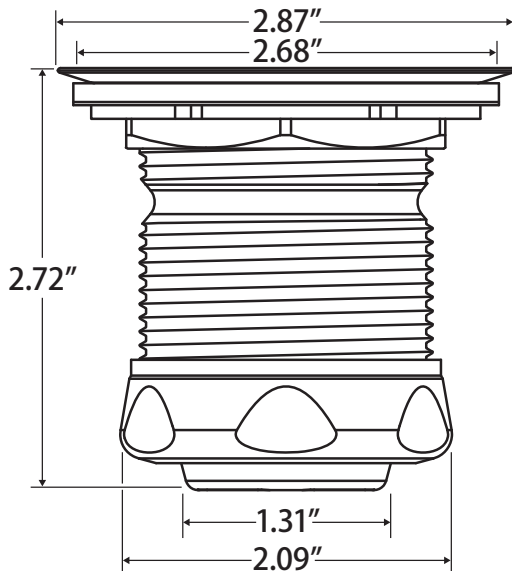
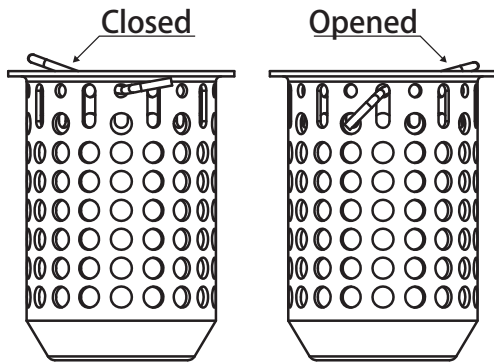
Chrome Plated Brass or 300 Grade Brushed Stainless Steel Bar Sink Strainer



SS-308

With a unique deep cup basket that is removable for easy cleaning, Small Wonder™ models come in either a chrome plated brass or brushed stainless steel finish, and all come standard with a brass tail nut. This strainer fits most standard bar sinks openings.

Fits sinks which have a thickness between 1/16" and 1"



No.	Materials	
	300-101	300-019
1	Strainer	Chrome Plated SS304 / Brushed SS304
2	Strainer Basket	Chrome Plated Brass / Brushed SS304
3	Body	Chrome Plated Brass / Brushed SS304
4	Rubber Washer	BUNA-N
5	Lock Nut	Brass
6	Gasket	BUNA-N
7	Tail Nut	Brass

Note: All models include friction ring

LT-JV-C 072516

Bar-ette™ Basket Strainer

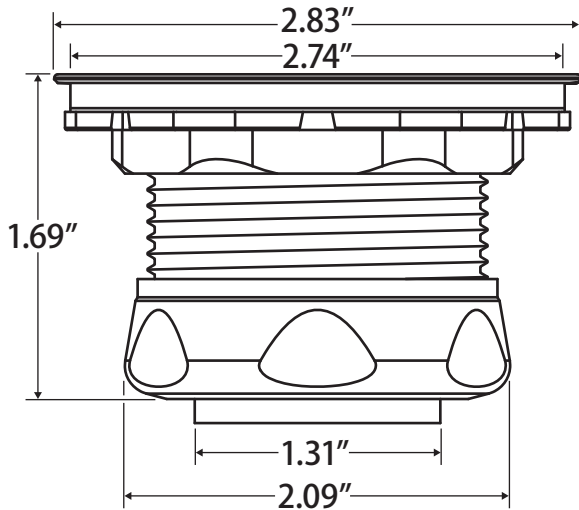
Chrome Plated Brass Bar Sink Strainer



SS-310

To prevent unwanted clogs and blockages, the Bar-ette™ strainer features a stainless steel grill. Models come in either a chrome plated brass or brushed stainless steel finish with a standard brass tail nut. This strainer fits most standard bar sinks openings.

Fits sinks which have a thickness between 1/16" and 3/4"



No.	Materials	
	300-102	300-020CLAM*
1 Strainer	Chrome Plated SS304	Brushed SS304
2 Body	Chrome Plated Brass	Brushed SS304
3 Rubber Washer	BUNA-N	
4 Lock Nut	Brass	
5 Seal Ring	Polyethylene	
6 Tail Nut	Brass	

*Sold in a clamshell package shown above
Note: All models include friction ring

Economy Strainer

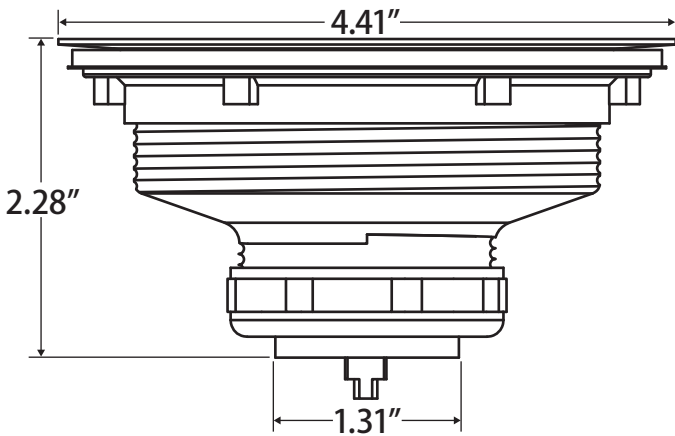
400 Grade Stainless Steel Sink Strainer



SS401

Quality at an affordable price, the SS401 meets your day to day strainer needs. With a 90 degree turn, the post can conveniently open or close the basket to slow the drain of water. Easy to install, this 400 grade stainless steel strainer body and basket includes a chrome plated ABS handle, zinc lock nut and tail nut.

Fits sinks which have a thickness between 1/16" and 3/4"



No.	Materials
	305-401
1	Handle Chrome Plated ABS
2	Strainer Basket SS430
3	Body Polished SS430
4	Rubber Washer BUNA-N
5	Lock Nut Zinc
6	Seal Ring Polyethylene
7	Tail Nut Zinc

Note: Includes friction ring

LT-JV-C 072516

Snap Loc Basket Strainer

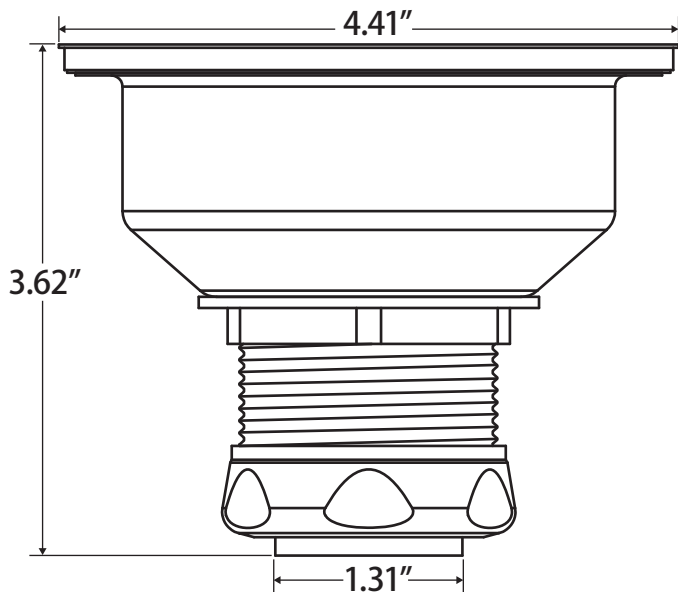
400 Grade Stainless Steel Sink Strainer



SS406

The SS406 is a rugged yet affordable version of a popular Designer Series strainer. Constructed with a 400 grade stainless steel deep cup body, this strainer provides that popular 'snap loc' seal. It also includes a stainless steel basket, ball-bearing post and a brass tail nut, making it a durable and reasonable choice.

Fits sinks which have a thickness between 1/16" and 3/4"



No.	Materials
	305-406
1	Handle Chrome Plated Brass
2	Strainer Basket SS430
3	Body Polished SS430
4	Rubber Washer BUNA-N
5	Cup Galvanized Steel
6	Lock Nut Zinc
7	Seal Ring Polyethylene
8	Tail Nut Brass

Note: Includes friction ring

Disposer with Stopper

400 Grade Stainless Steel

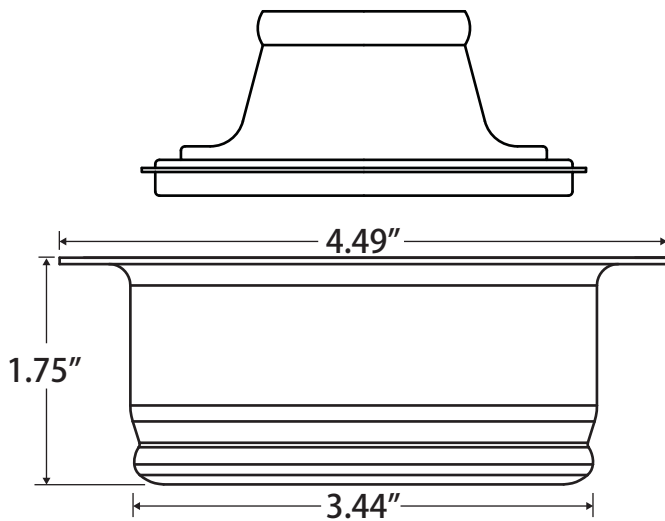


SS400

Jomar's disposer with stopper fits all models of InSinkErator® and is compatible with disposers that have similar dimensions and specifications. The SS400 utilizes a 400 grade stainless steel construction and provides a positive leak-proof rubber seal every time.



No.	Materials
	305-400
1	Stopper SS430
2	Rubber Washer BUNA-N
3	Body SS430



LT-JV-C 072516

Twist Loc Basket Strainer

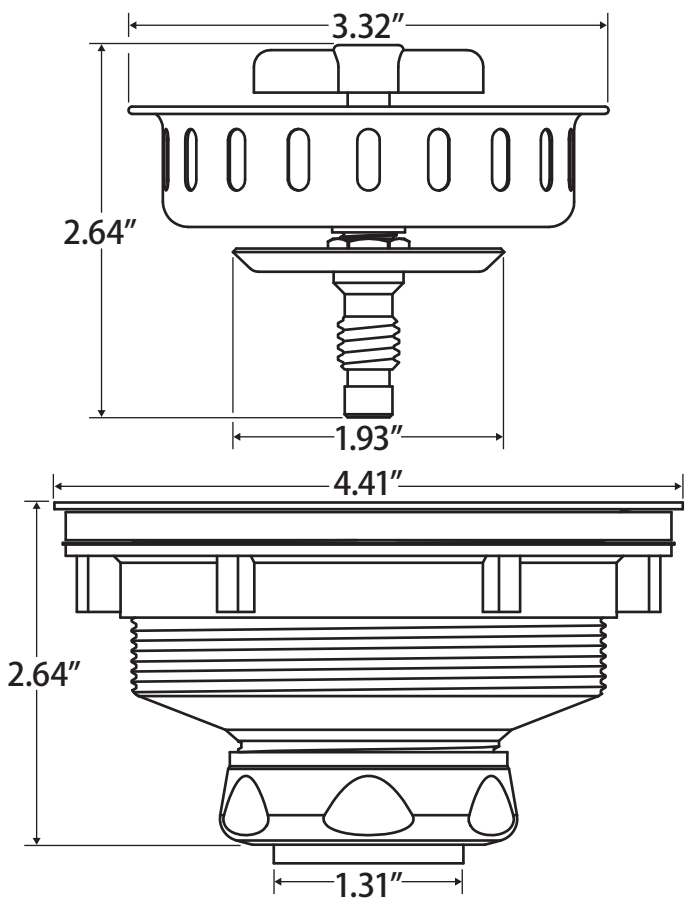
400 Grade Stainless Steel Sink Strainer



SS404

Featuring a twistable post design to create a positive metal-to-metal leak-proof seal, this strainer is manufactured with 400 grade stainless steel. Adding extra quality with a dense BUNA washer and brass tail nut, this strainer is an affordable option that performs to meet your everyday needs.

Fits sinks which have a thickness between 1/16" and 3/4"



No.	Materials
305-404	
1	Handle Chrome Plated Zinc
2	Strainer Basket Polished SS430
3	Body Polished SS430
4	Rubber Washer BUNA-N
5	Lock Nut Zinc
6	Seal Ring Polyethylene
7	Tail Nut Brass

Note: Includes friction ring

Easy Loc Basket Strainer

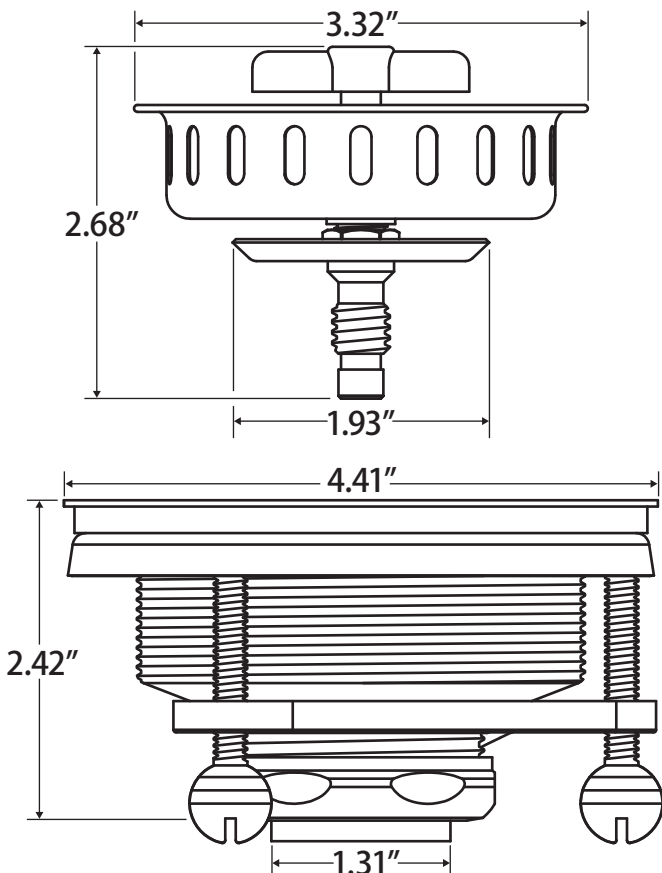
400 Grade Stainless Steel Sink Strainer



SS405

Highly durable and easy to install, this strainer has a similar design of our Twist Loc but with a labor saving mounting device. To mount, simply tighten three bolts. The SS405 Easy Loc provides durability and value in 400 grade stainless steel construction with easy installation.

Fits sinks which have a thickness between 1/16" and 1"



No.	Materials	
	305-405	
1	Handle	Chrome Plated Zinc
2	Strainer Basket	SS430
3	Body	Polished SS430
4	Rubber Washer	BUNA-N
5	Locking Ring	Galvanized Steel
6	Bolts	Galvanized Iron
7	Triangle Nut	Galvanized Steel
8	Seal Ring	Polyethylene
9	Tail Nut	Brass

LT-JV-C 072516

Basic Deep Cup Sink Strainer

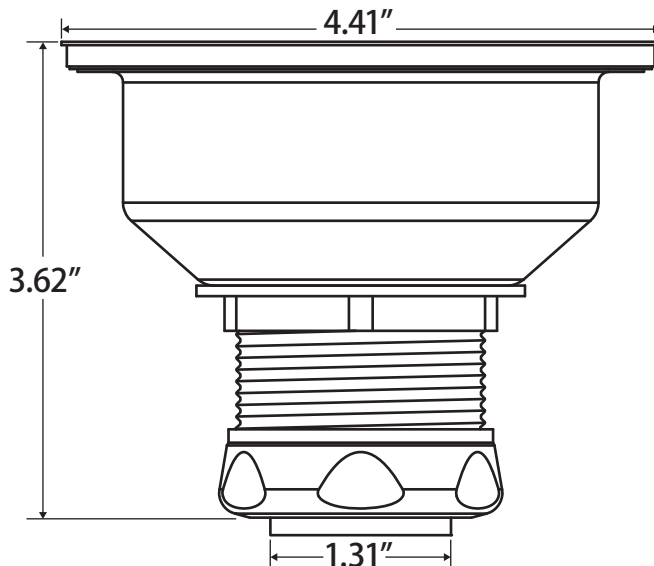
400 Grade Stainless Steel Sink Strainer



SS409

High quality and low cost makes this deep cup strainer a perfect choice. Made of 400 grade stainless steel, it features a unique post that can switch from straining to a positive leak-proof rubber seal with just a quarter turn motion. With a large zinc lock nut and tail nut it is also easy to install.

Fits sinks which have a thickness between 1/16" and 3/4"



No.	Materials
	305-408
1	Handle Chrome Plated Zinc
2	Strainer Basket SS430
3	Body Polished SS430
4	Rubber Washer BUNA-N
5	Cup Galvanized Steel
6	Lock Nut Zinc
7	Seal Ring Polyethylene
8	Tail Nut Zinc

Note: Includes friction ring

Bar Sink Strainer

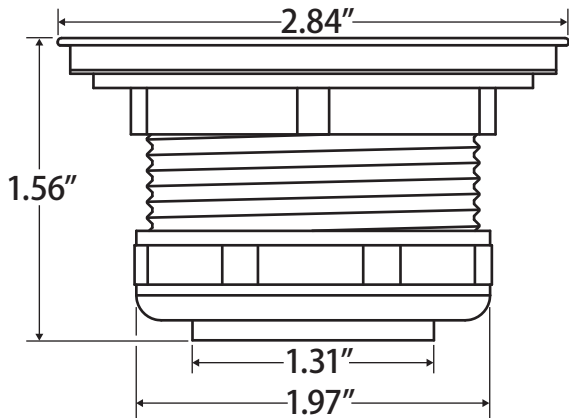
400 Grade Stainless Steel Bar Sink Strainer



SS410

The SS410 strainer is constructed of 400 grade stainless steel with a zinc tail nut. To prevent unwanted clogs and blockages, this strainer is an affordable and practical choice. Fits most standard bar sink openings.

Fits sinks which have a thickness between 1/16" and 3/4"



No.	Materials
	305-410
1	Strainer SS430
2	Body Polished SS430
3	Rubber Washer BUNA-N
4	Lock Nut Zinc
5	Seal Ring Polyethylene
6	Tail Nut Zinc

Note: Includes friction ring

LT-JV-C 072516

Basket Strainer Parts



Basket



SS-308 Basket



Grid



Brass Tail nut



Zinc Lock Nut

Basket Parts

Part No.	Model	Piece
301-001	SS 304	Basket
301-021	SS 305	Basket
301-002	SS 306	Basket
301-003	SS 410	Basket
301-004	SS 420	Basket
301-005	SS 430	Basket
301-006	SS 440	Basket
301-010	SS 308	Basket
301-011	SS 310	Grid
302-101	-	Rubber Gasket
302-102	-	Paper Follower

Brushed Stainless Basket Strainer/Disposer Parts

Part No.	Model	Piece
301-017	BS 313B	Basket
301-018	BS 314-DFC	Cover (with rubber seal)
301-019	BS 315	Basket
301-020	BS 315 & BS 316	Grid

Locknuts and Tail nuts for Models SS-304, SS-410, SS-430

Part No.	Piece
302-103	Zinc Lock Nut
302-104	Brass Lock Nut
302-105	Zinc Tail Nut
302-106	Brass Tail Nut

Cut Type Locknut for Models SS-306, SS-420, SS-440, SN-307B

Part No.	Piece
302-105	Zinc Tail Nut
302-106	Brass Tail Nut
302-107	Zinc Lock Nut for Cup Type
302-108	Brass Lock Nut for Cup Type
302-109	Plastic Tail nut Washer
302-199	1-1/2" x 4" Chrome Tailpiece

Valve Accessory

Memory Stop



Memory Stop

Features

Designed to help control the flow in applications where precision throttling is needed

- Percentage flow rates printed on memory stop for precise flow control
- Vibration free self-locking nut
- Fits on any T-100, S-100 or JP-100 series ball valve

Installation

Designed to be assembled on top of the stem assembly for easy and accurate flow control.

1. Remove handle nut (leave handle in place).
2. Slide numbered plate on stem over valve handle.
3. Replace and tighten handle nut.
4. With valve in full open position, place memory indicator on top of handle and over handle nut positioned at 100. This should place the indicator tail behind the handle stop.
5. Loosely tighten down hex cap screw supplied with memory kit.
6. While holding memory indicator tail, turn valve to desired opening and tighten.

Part No.	Types	
	Size	Type
220-103	1/4", 3/8", 1/2"	1
220-104	3/4"	2
220-105	1", 1-1/4"	3
220-106	1-1/2", 2"	4

LT-JV-C 072516

Valve Accessory

Spring Loaded Tamper Proof Locking Device



Lift-n-Lock

The Jomar locking device prevents unauthorized use during maintenance or down-time. The locking device is attached over the stem and handle and held in place with an allen screw that is threaded into the center of the stem. With the padlock in place, the allen screw is not accessible, making it a tamper proof design. Will fit any T-100, S-100 or JP-100 series ball valve.

Locks Both Open & Closed			Locks Only in Closed Position		
Part No.	Size	Type	Part No.	Size	Type
210-994	1/4", 3/8", 1/2"	1	210-994C	1/4", 3/8", 1/2"	1
210-995	3/4"	2	210-995C	3/4"	2
210-996	1", 1-1/4"	3	210-996C	1", 1-1/4"	3
210-997	1-1/2", 2"	4	210-997C	1-1/2", 2"	4
210-998	2-1/2", 3"	5	210-998C	2-1/2", 3"	5
			210-999C	4"	6

Valve Accessory

Spring Loaded Tamper Proof Locking Device



Stem Extension

The Jomar handle extensions are available for applications where it is necessary to extend the valve handle approximately 2" higher from its original position. Fits on any T-100, S-100 or JP-100 series ball valve.

Part No.	Size	Type
230-004	1/4", 3/8", 1/2"	Type 1
230-005	3/4"	Type 2
230-006	1", 1-1/4"	Type 3
230-007	1-1/2", 2"	Type 4
230-008	2-1/2", 3"	Type 5

Valve Accessory

270° Gear Operator Handle



Slo-Ball Handle

The Jomar Slow-Ball is a 270° gear-closing handle that allows metering of the fluids under high pressure thus preventing a potential water hammer situation in the pipe. Fits on any T-100, S-100 or JP-100 series ball valve.

Part No.	Size	Type
220-014	1/4", 3/8", 1/2"	Type 1
220-015	3/4"	Type 2
220-016	1", 1-1/4"	Type 3
220-017	1-1/2", 2"	Type 4

Valve Accessory

Long Neck T-Handle



Long Neck T-Handle

The Jomar Long-Neck T-Handle is ideal for applications where piping will be insulated. Fits on any T-100, S-100 or JP-100 series ball valve.

Part No.	Size	Type
220-223	1/4", 3/8", 1/2"	Type 1
220-224	3/4"	Type 2
220-225	1", 1-1/4"	Type 3

LT-JV-C 072516




Jomar Valve offers a **Lifetime Limited Warranty** for leakage through the valve stem for the valve models listed below. Because **Jomar** valves are equipped with a triple stem seal (double Viton® O-rings and Hostaflo® packing gland), valves properly installed and maintained within our normal recommendations for application and service are covered by warranty for life for leakage through the stem. The warranty will be nullified if it is determined that the product has been misused, abused, improperly installed or has failed as a result of freezing.

Jomar Valve models covered under this warranty are listed below. If a leak through the valve stem is detected, the packing nut should be tightened (if available). If after tightening the packing gland there is still stem leakage **Jomar Customer Service** should be contacted for a Return Goods Authorization (RGA) at 800-325-5690. Only once authorization has been obtained should the product be forwarded to Jomar at the address specified on the RGA via prepaid freight with the RGA number prominently displayed. For breach of this warranty on the products below the purchaser is limited to the following damages: If after factory analysis it is determined that a defect is present, **Jomar Valve** will forward a replacement product, freight paid, to the address listed on the RGA form unless instructed otherwise. If an exact replacement product is no longer available, Jomar Valve may opt to either replace the product with a similar product of type and/or function or refund the original purchase price of the returned product. Additionally a check in the amount of \$25.00 may be authorized to the installing contractor directly to offset any installation costs. This warranty specifically excludes incidental and consequential damages of any type resulting from a claimed defect in material or workmanship. This includes but is not limited to property damages and personal injury.

Models Covered Under Life Time Limited Warranty

T-100NEG	S-100NE	T-100STN	T-203
S-100NEG	T-100SSE	S-100STN	T-203DU
JP-100GPxP	S-100SSE	T-100FB	125-LWN
JP-100PG XLC	T-100SSS	TWV-3W-KIT	175-LWN
T-100C	JP-100PxP	T-82	175-LWIN
S-100C	JP-100P XLC	S-100-DUE	175-LWIBP
TWV-3W-KIT-G	T-100FMN	T-205	125-LWBP
TWV-3W-KIT-G1	S-100FMN	T-204	175-LWBP
T-100NE	T-100-UE	T-204DU	125-LWUBP



T-100NE
www.theballvalve.com



10800 W Warren Avenue Suite 260 - Dearborn, Michigan 48126

Phone: +1 (313) 846-2300 • Fax: +1 (313) 424-4300 • Email: cs@generalfuels.com

www.generalfuels.com